

# Mitsu Chem Plast Ltd.

329, Gala Complex, Din Dayal Upadhyay Road,  
Mulund (W), Mumbai - 400 080, Maharashtra, INDIA.

T : + 91 22 25920055

E : [mcpl@mitsuchem.com](mailto:mcpl@mitsuchem.com) W : [www.mitsuchem.com](http://www.mitsuchem.com)

CIN : L25111MH1988PLC048925



Date: May 02, 2026

BSE Limited  
Phiroze Jeejeebhoy Towers,  
Dalal Street  
Mumbai- 400001

Scrip Code : 540078

## **Sub: Investor Presentation for Q4 FY 2025-26**

Dear Sir/Madam,

Pursuant to Regulation 30 read with Part A of Schedule III of the SEBI (Listing Obligations and Disclosure Requirements) Regulations, 2015, please find enclosed herewith Investor Presentation for Q4 FY 2025-26 of the Company.

Kindly take the same on record.

Thanking you.

Yours truly,

**FOR MITSU CHEM PLAST LIMITED**

**GARGI SAWANT**

**Company Secretary & Compliance Officer**

### Manufacturing Units

Unit-I: N-83/84, MIDC, Tarapur,  
Boisar, Dist. Palghar - 401506.  
Maharashtra, INDIA.

Unit-II: J-237, MIDC, Tarapur,  
Boisar, Dist. Palghar - 401506.  
Maharashtra, INDIA.

Unit-III: Survey No. 5/11, 5/12, 5/15, 5/8B/2 & 6/1,  
Village – Manik Nagar, Post – Majgaon,  
Opp. Birla Carbon ( I ) Pvt. Ltd.,  
Tal – Khalapur, Dist – Raigad,  
Pin – 410 220, Maharashtra, INDIA

• Industrial Containers • Furniture Parts • Automotive Parts • Medical Devices etc.

Blow Molding | Injection Molding | Custom Molding



**Mitsu**  
You visualise...we mold

# Mitsu Chem Plast Limited

Investor Presentation | Q4 FY26

# TRANSLATING INNOVATION INTO SCALABLE VALUE

Delivering consistent growth through innovation, capacity expansion & operational excellence



INNOVATIVE SOLUTIONS



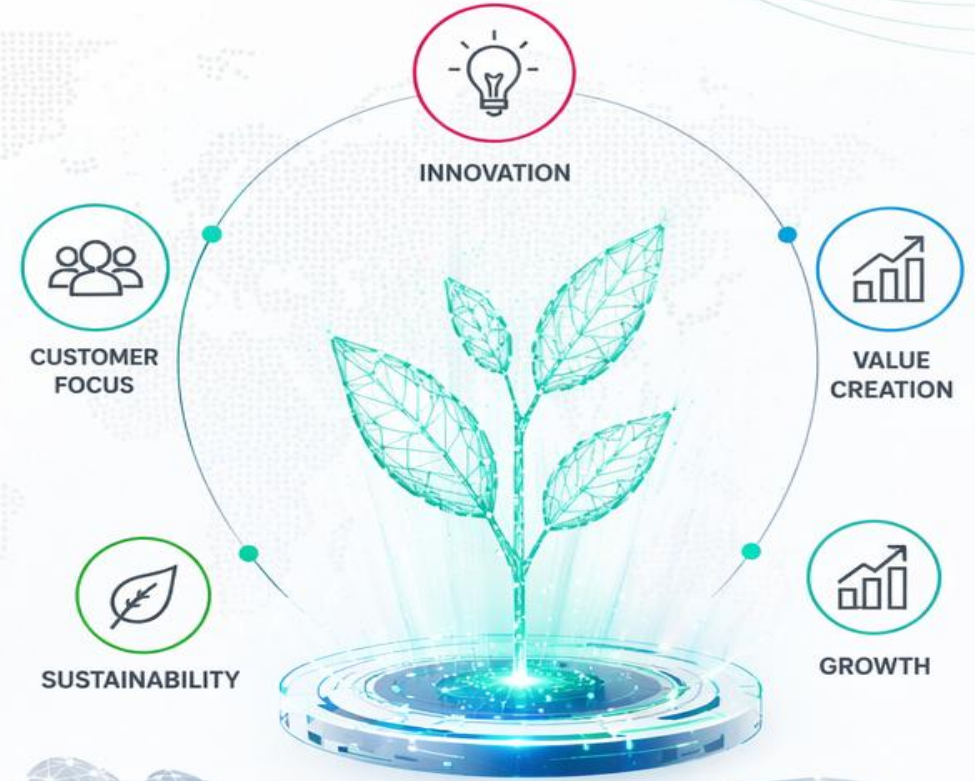
EXPANDING CAPACITY



OPERATIONAL EXCELLENCE



SUSTAINABLE FUTURE



**FY 2026-27**

Building Today. Shaping Tomorrow.



This presentation and the accompanying slides (the Presentation), which have been prepared by **Mitsu Chem Plast Limited (Mitsu Chem Plast, The Company)** solely for information purposes and do not constitute any offer, recommendation or invitation to purchase or subscribe for any securities and shall not form the basis or be relied on in connection with any contract or binding commitment whatsoever. No offering of securities of the Company will be made except by means of a statutory offering document containing detailed information about the Company.

This Presentation has been prepared by the Company based on information and data which the Company considers reliable, but the Company makes no representation or warranty, express or implied, whatsoever, and no reliance shall be placed on, the truth, accuracy, completeness, fairness and reasonableness of the contents of this Presentation. This Presentation may not be all inclusive and may not contain all of the information that you may consider material. Any liability in respect of the contents of, or any omission from, this Presentation is expressly excluded.

Certain matters discussed in this Presentation may contain statements regarding the Company's market opportunity and business prospects that are individually and collectively forward-looking statements. Such forward-looking statements are not guarantee of future performance and are subject to known and unknown risks, uncertainties and assumptions that are difficult to predict.

These risks and uncertainties include, but are not limited to, the performance of the Indian economy and of the economies of various international markets, the performance of the industry in India and world-wide, competition, the company's ability to successfully implement its strategy, the Company's future levels of growth and expansion, technological implementation, changes and advancements, changes in revenue, income or cash flows, the Company's market preferences and its exposure to market risks, as well as other risks.

The Company's actual results, levels of activity, performance or achievements could differ materially and adversely from results expressed in or implied by this Presentation. The Company assumes no obligation to update any forward-looking information contained in this Presentation. Any forward-looking statements and projections made by third parties included in this Presentation are not adopted by the Company and the Company is not responsible for such third-party statements and projections.

Company Overview

04

Product Portfolio

14

Management Overview

26

Financial Overview

32

Environmental, Social, & Governance (ESG) Initiatives

41

Industry Overview

49

Strength & Investment Rationale

51







## Mission

To challenge ourselves continuously to innovate and create value for people associated with us beyond their expectations and become one of the finest global company.



## Vision

To create elevating experiences for the people associated with us and significantly impact the world we work in.

## Core values and principles



Quality  
Consciousness



Customer  
Delight



Innovation



Cost Cutting but no  
Corner Cutting



Environment  
Friendly



Value  
Engineering



Employee  
Welfare



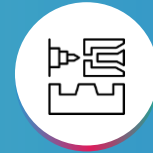
35+ Years  
Of Experience



17 Countries  
Export Presence



4 Manufacturing  
Facilities



22 Injection  
Molding Machines



51 Blow  
Molding Machines



500+  
SKU's



500+  
Customers



1000+  
Employment  
Generation



Installed Capacity of  
29,900+ MT



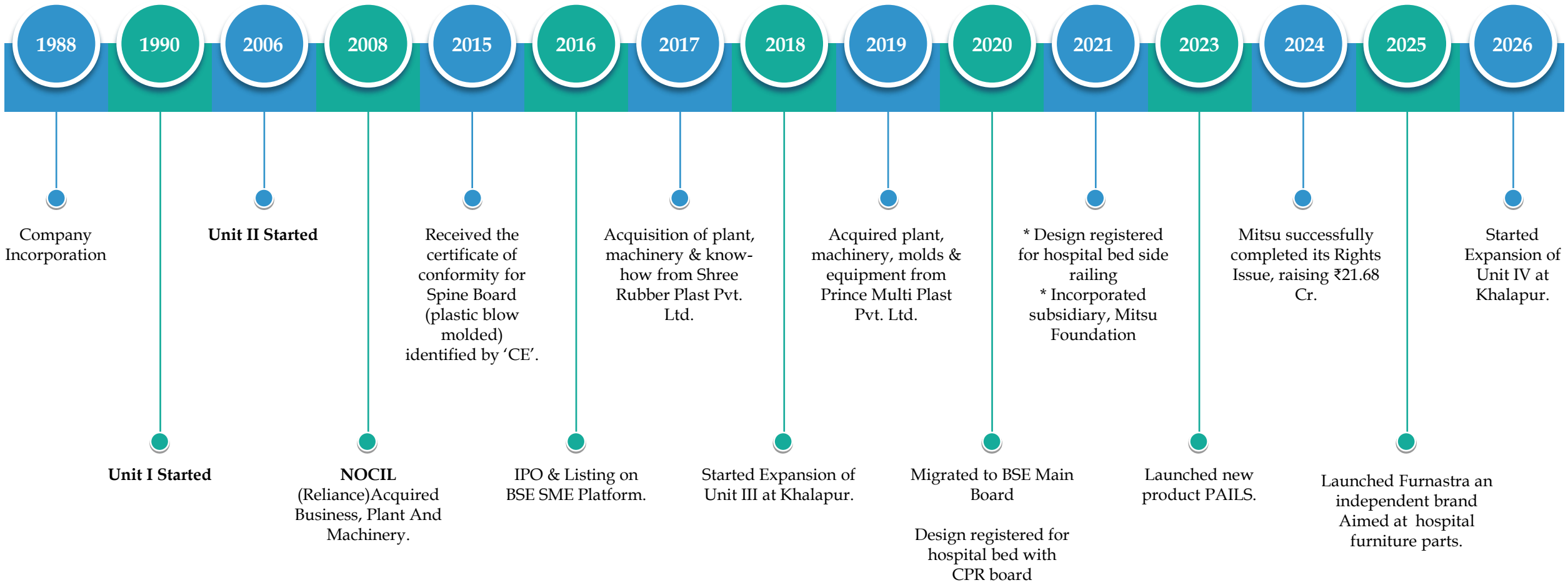
More than 30+ are fortune  
500 (India) clients



Q4 FY26  
Revenue: ₹ 8679.47  
EBITDA: ₹ 1422.74  
Net Profit: ₹ 771.73



# Evolution & Growth: The Journey Of Mitsu Chem Plast Limited





**Unit 1**  
20,000 Sq.Ft.  
Tarapur (Maharashtra)



**Unit 2**  
36,000 Sq.Ft.  
Tarapur (Maharashtra)



**Unit 3**  
96,000 Sq.Ft.  
Khalapur (Maharashtra)



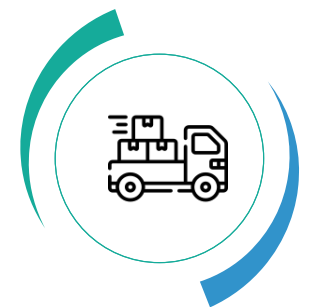
**Unit 4**  
60,000 Sq.Ft.  
Tarapur (Maharashtra)



Distributors

Mitsu Chem Plast has a dedicated depot to serve clients in South India and partners with a network of distributors to cater to clients in North India.

Hyderabad

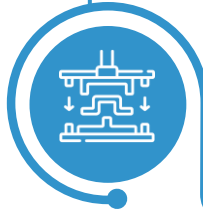


## Versatile Capabilities

### Blow Molding

HDPE, PP, Filled PP

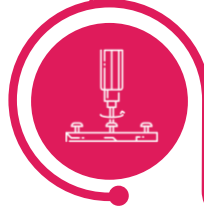
Pharma, Chemical, Food, Flavor & Fragrances, Automotive, Health care, Agrochemicals



### Injection Molding

HDPE, PP, Filled PP

Pharma, Chemical, Food, & Agrochemicals, Health care



### Custom Molding

PE, PP, Filled PP

Pharma, Automotive, Hospital Bed Parts, Health care, Auto Filters

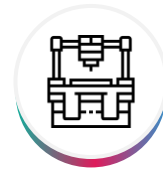


## Infrastructure at a Glance



**51**

Blow Molding Machines



**22**

Injection Molding Machines




**29,900+** MT/annum  
Installed Capacity

## Testing Capabilities

 Melt Flow Index

 Visual Test

 Drop Testing

 Closure Leakage Testing

 Dimension Test

 Fitment Test

## Certifications



PESO Certified



CE Marketing



TFS Marking



UN Certified

## Integrated Management System



Quality



ISO  
9001:2015  
(QMS)



Quality



ISO 13485:2016  
(MDQMS)



Safety



ISO 22000:2018  
(FSMS)



Environment



ISO 14001:2015  
(EMS)



Safety



ISO 45001:2018  
(OHSMS)



## Domestic Client Base





## Mitsu celebrated 35 years of excellence, trust and innovation

Achieve ₹ 1,000 Cr in annual revenue by FY28 (threefold increase over FY24)



### Healthcare Furniture (Furnastra)

- Expansion of advanced, design-forward hospital furniture.
- Strengthening Furnastra brand with modern solutions.



### Packaging Products

- Increased production of pails, containers, and jerrycans.
- Focus on specialized caps and closures segment.

## Four Pillars of Transformation



### Operational Excellence

- Refine manufacturing processes
- Reduce waste
- Enhance speed & quality



### Data Driven Marketing

- Targeted, innovative campaigns
- Strengthen customer engagement & brand loyalty



### Scientific Innovation

- Robust R&D & market analysis
- Introduce state-of-the-art products with clear economic benefits



### Empowered Teams

- Invest in top-tier talent
- Foster cross-functional collaboration & accountability



## Global Export Presence



- Middle East:** Saudi Arabia, UAE, Kuwait, Israel, Egypt
- Europe:** UK, Germany, France, Portugal, Poland, Armenia
- Asia Pacific:** Malaysia, Japan, Maldives, Turkey
- Americas:** USA, Canada


Mitsu Chem Plast possesses strong capabilities in Injection Molding, Blow Molding and Custom Molding through product innovation and value engineering, the company has set new benchmarks in offering quality products and highest customer satisfaction, which has made the 'Mitsu' Brand, a name to be reckoned with.



Molded Industrial Packaging



Hospital Furniture Parts



Infrastructure & Others



Offering the widest range of Industrial Containers, ranging from 100 ML to 250 LTRS





Pail containers



GL 45 Caps



Molded Industrial Packaging



**Lube Oil**



**Food**



**Specialty Chemicals**



**Pesticides**



**Veterinary Chemicals**



**Chemicals**



**Edible Oil**



**Pharmaceuticals**



**Agrochemicals**



**Cosmetics**



**Flavor & Fragrance**



**FMCG**

Impressive aesthetics, robust design and durability has helped growth in this niche business sections





Impressive aesthetics, robust design and durability has helped growth in this niche business sections



## Significant Capabilities In Injection Molding Ranging From 60 Tones To 450 Tones





# Furnastra

Unveiling of Furnastra an independent brand within Mitsu’s portfolio. Aimed at giving hospital furniture parts a distinct identity and market presence.

Furnastra Taps into the growing demand for innovative, long-lasting hospital furniture parts. Positions Mitsu to capture additional market share in the healthcare sector.



### Durability & Performance

Engineered for high-demand healthcare environments.



### Smart & Ergonomic Design

Combines modern aesthetics with enhanced patient comfort



### Customer-Centric Solutions

Customizable products designed to adapt to evolving healthcare needs.

Upholding Mitsu Chem’s core values

Customer Satisfaction



Innovation



Quality



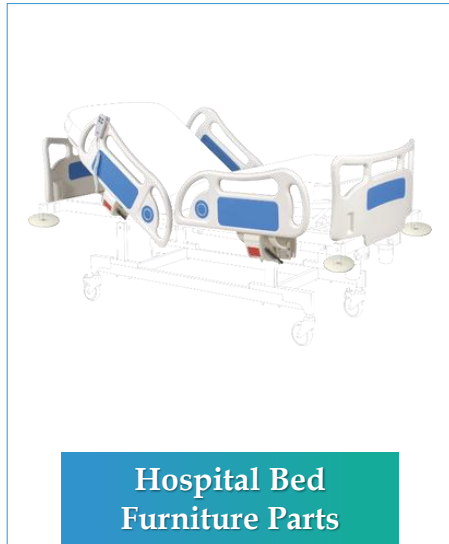
Furnastra leverages established expertise in hospital furniture parts to drive future growth.




Over Bed Table Top



Bed Side Locker Parts

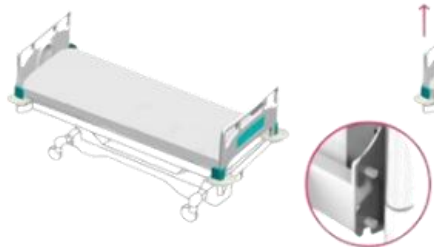



Hospital Bed Furniture Parts

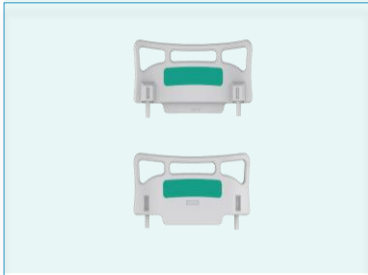


Rescue & Safety Equipment

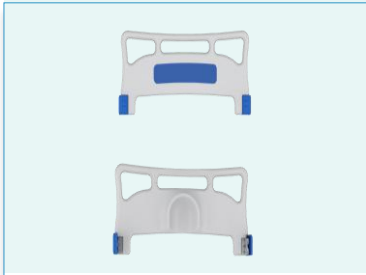
## Patented Solution For CPR Emergencies



Innovative concept of inbuilt CPR profile on the backside of the bow for CPR emergencies



Raksha 1 Head/Foot Bow



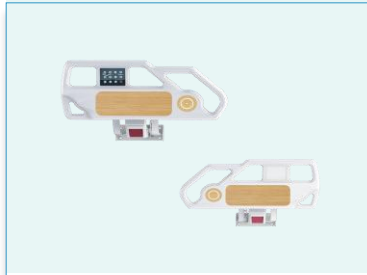
Raksha 4 Head/Foot Bow



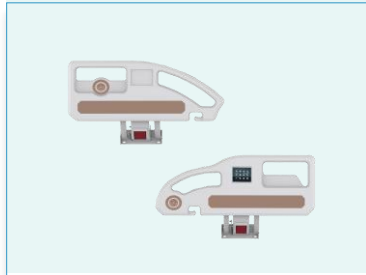
Raksha 7 Head/Foot Bow



Raksha 10 Head/ Foot Bow



Sahara 3 Side Railings



Sahara 6 Side Railings



Raksha 2 Head/Foot Bow



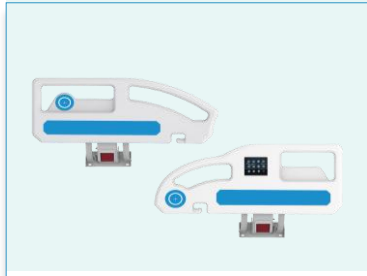
Raksha 5 Head/Foot Bow




Raksha 8 Head/Foot Bow




Sahara 1 Side Railings



Sahara 4 Side Railings



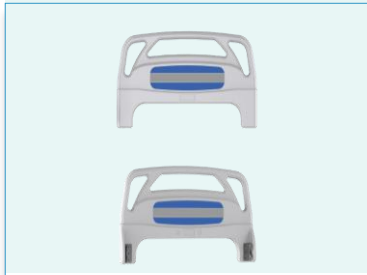
Sahara 7 Side Railings




Raksha 3 Head/Foot Bow



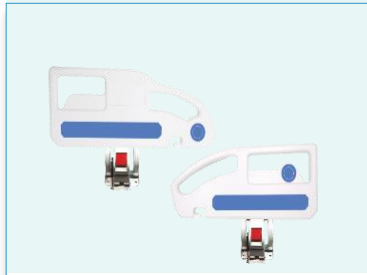
Raksha 6 Head/Foot Bow



Raksha 9 Head/ Foot Bow



Sahara 2 Head/Leg Side Railings



Sahara 5 Side Railings



Sahara 8 Side Railings

Head Bow/Foot Bow


Bed Board  
Plank

Side Railing

Fitment Type

Bracket Mechanism

Buffer Wheels




## Mattress Platform

Bed Board Plank



Bed Board Liners



## Features

4 section mattress platform for hospital beds



Easy to assemble



Modular system enables time saving during bed manufacturing



Made from ultra-high-density polyethylene



Easy to clean/wash



Lightweight but very sturdy



Suitable for bed size 2,270\*942mm



X-ray compatible





**Mr. Jagdish Dedhia**  
Chairman & Whole Time  
Director

With over 35 years of experience in the plastic industry, he has been instrumental in identifying, negotiating, and implementing new business opportunities for our company.



**Mr. Sanjay Dedhia**  
Managing Director  
Marketing & Development

With over 20 years of experience in the plastic industry, he plays a pivotal role in overseeing sales and business development at our company. His extensive knowledge and strategic approach have been crucial in driving our growth and expanding our market presence.



**Mr. Manish Dedhia**  
Managing Director &  
Chief Financial Officer

With over two decades of experience in the plastic industry, he directs the company's finance and business development. In addition to his role at our company, he served as President of AIPMA for the year 2023-24.



**Mr. Dilip Gosar**  
Non-Executive Independent  
Director

As an esteemed independent director and a distinguished member of the Institute of Chartered Accountants of India, he has dedicated over three decades to his practice as a Chartered Accountant.



**Ms. Neha Huddar**  
Non-Executive Independent  
Director

She possesses an extensive background, with over 40 years of experience in finance, compliance, and accounts. Throughout her career, she has honed her expertise, ensuring robust financial management, regulatory adherence, and precise accounting practices..




**Mr. Hasmukh Dedhia**  
Non-Executive  
Independent Director

He is B.com, FCA, DISA - practicing Chartered Accountant with experience of more than four decades in statutory, internal & management audits of large listed entities & of Corporate Advisory services.






Master of Consistent Quality recognition by Horiba Synergy Business Partner Meet 2025.



'Master of Risk - Manufacturing at the 11th India Risk Management Awards (May 2025)




Winner at the FIPSA-2025 for Mitsu's work in Responsible Packaging



Certificate of Appreciation (Feb 2025) Awarded by Deepak




Unmatched Dedication Award by HORIBA at the Synergy Business Partner Meet 2024.



Sustainability Leader of the Year at Federation of Indian Chambers of Commerce & Industry (FICCI) Awards 2024.



BRIT Best - West Region Award in Rigid Packaging (FY 2023-24) by Britannia



Excellence Award Reliance Jio BP Mobility Limited




Envirocare green Award 2024



Best Showman Award at Medical Exhibition






India SME 100 2015  
Axis Bank



Best SME of the year 2016 for  
innovation and invention  
SME Chamber of India



Excellence in Healthcare  
SME (Hospital Equipment)  
ET Polymers 2018



India 100 SME 2019  
Axis Bank jointly with  
India SME Forum



Excellence in Healthcare  
(SME) ET Polymers 2020



Excellence in Medical Devices &  
Healthcare Equipment (SME)  
ET Polymers 2022



Excellence in Plastic  
Industry 2022  
AIPMA-AMTEC



Appreciation for promoting  
gender equality  
Godrej Interio 2023





Participation in WXH, Dubai in February 2026



Participation in Medica, Germany in November 2025



Participation in WXH, Miami in June 2025



Participation in India Health, Delhi in July 2025



Participation in Medicall, Chennai in July 2025



Participation in ChemPro Tech, India in April 2025






Contribution to Collective Aspiration for Rural Empowerment (C.A.R.E) for promoting rural sports amongst women.



Sponsorship to Mr. Sangameshwar Birajdar (International Para-Athlete) for purchase of professional Javelin Equipment.



Financial assistance to Shree Bhojay Sarvoday Trust of Matushri Panbai Karubai Palan Hospital, Kutch for conducting Eye Medical Camps (Netra Raksha Abhiyan)



Financial assistance to poor and needy patients through Jeevan Jyot Cancer Relief and Care Trust



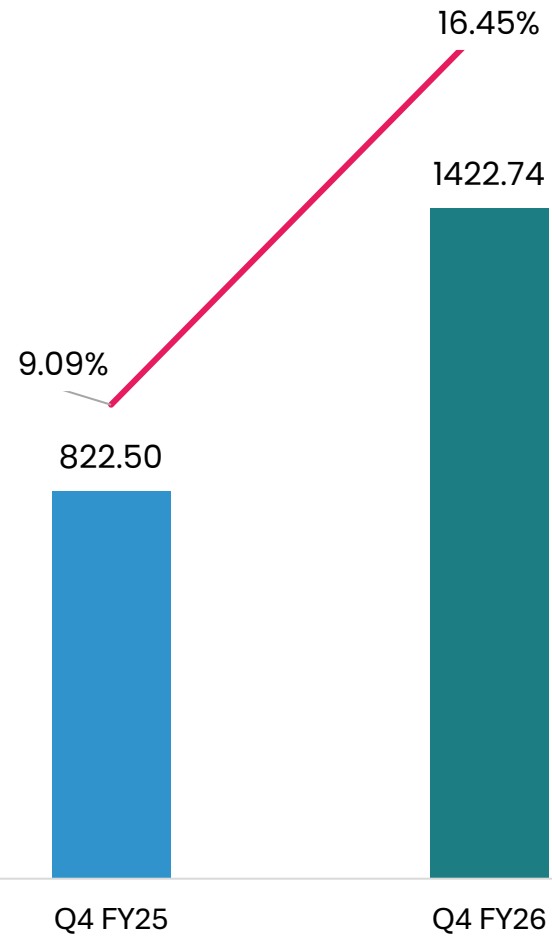
Sponsorship to Mr. Jash Modi to participate in various domestic table tennis tournaments and represent India in various International tournaments and also to represent India in Olympics and win medals.

All Figures In ₹ Lakhs & Margins In %

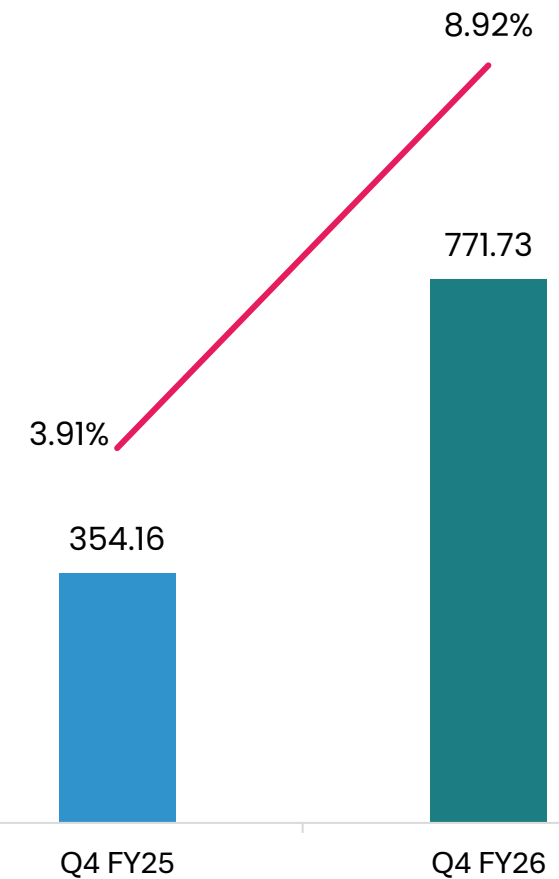
### Total Income



### EBITDA & EBITDA Margin



### Net Profit & Net Profit Margin



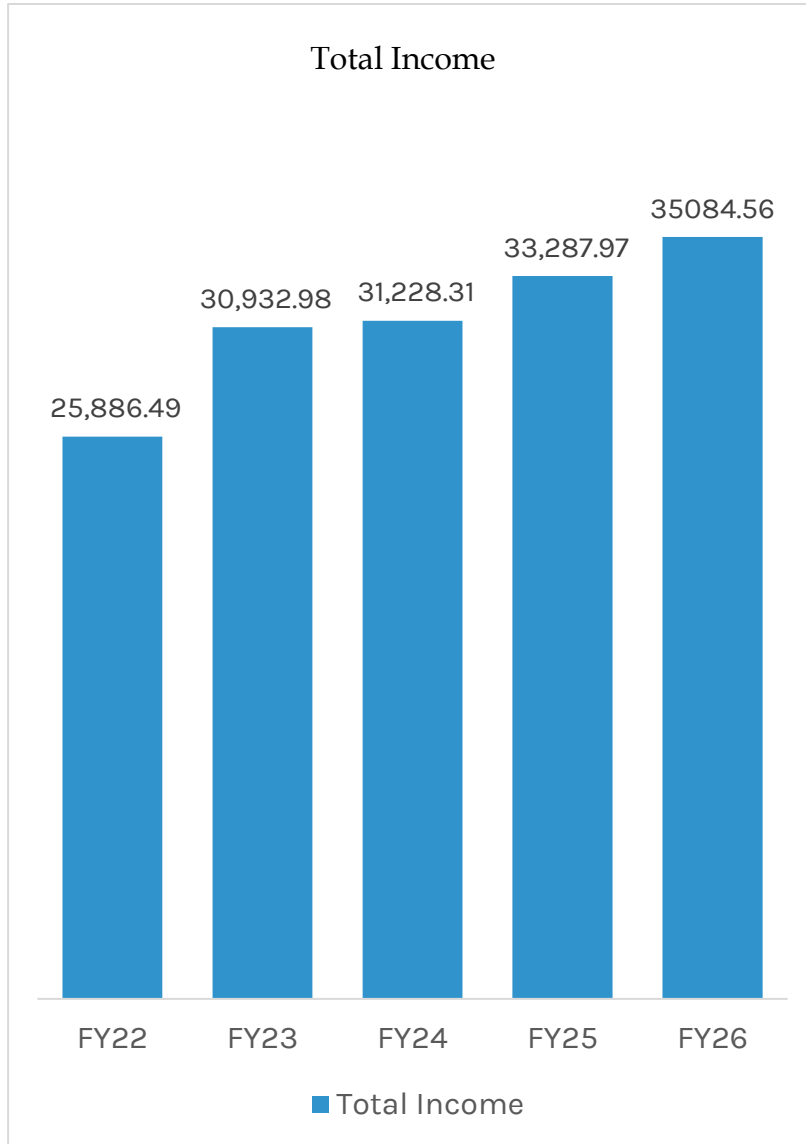
In ₹ Lakhs

Particulars	Q4 FY26	Q3 FY26	Q2 FY26	Q1 FY26	Q4 FY25
Revenues	8,647.46	8,599.58	9,242.05	8,527.86	9,047.12
Other Income	32.01	9.27	13.79	12.53	3.56
<b>Total Income</b>	<b>8,679.47</b>	<b>8,608.65</b>	<b>9,255.85</b>	<b>8,540.39</b>	<b>9,050.68</b>
Expenses	7224.72	7,645.13	8,653.57	8,027.22	8,224.62
<b>EBITDA</b>	<b>1422.74</b>	<b>954.45</b>	<b>588.49</b>	<b>500.64</b>	<b>822.50</b>
<b>EBITDA Margin</b>	<b>16.45%</b>	<b>11.10%</b>	<b>6.37%</b>	<b>5.87%</b>	<b>9.09%</b>
Interest	176.88	151.51	163.98	150.59	174.89
Depreciation	216.36	180.17	183.21	183.77	175.59
Profit Before Tax	<b>1061.50</b>	632.04	255.09	178.81	475.59
<b>Net Profit</b>	<b>771.73</b>	<b>470.63</b>	<b>188.35</b>	<b>131.16</b>	<b>354.17</b>
<b>EPS In ₹</b>	<b>5.68</b>	<b>3.47</b>	<b>1.39</b>	<b>0.97</b>	<b>2.61</b>

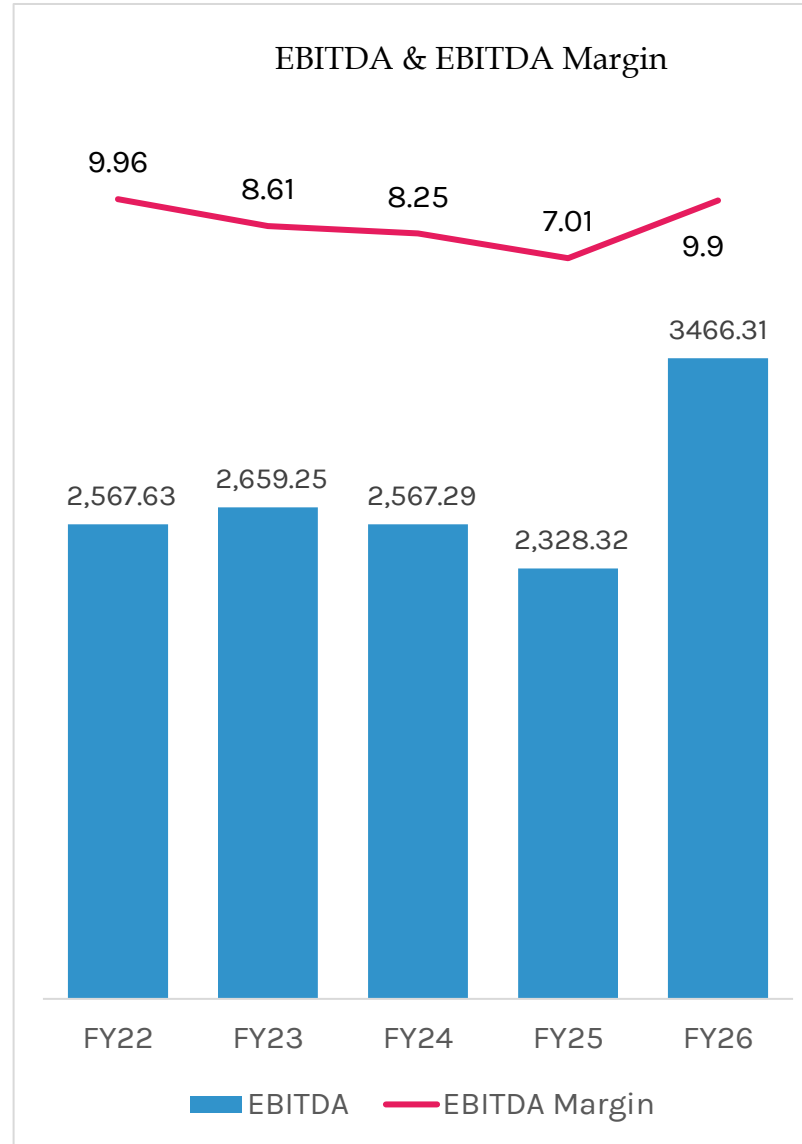


All Figures In ₹ Lakhs & Margins In %

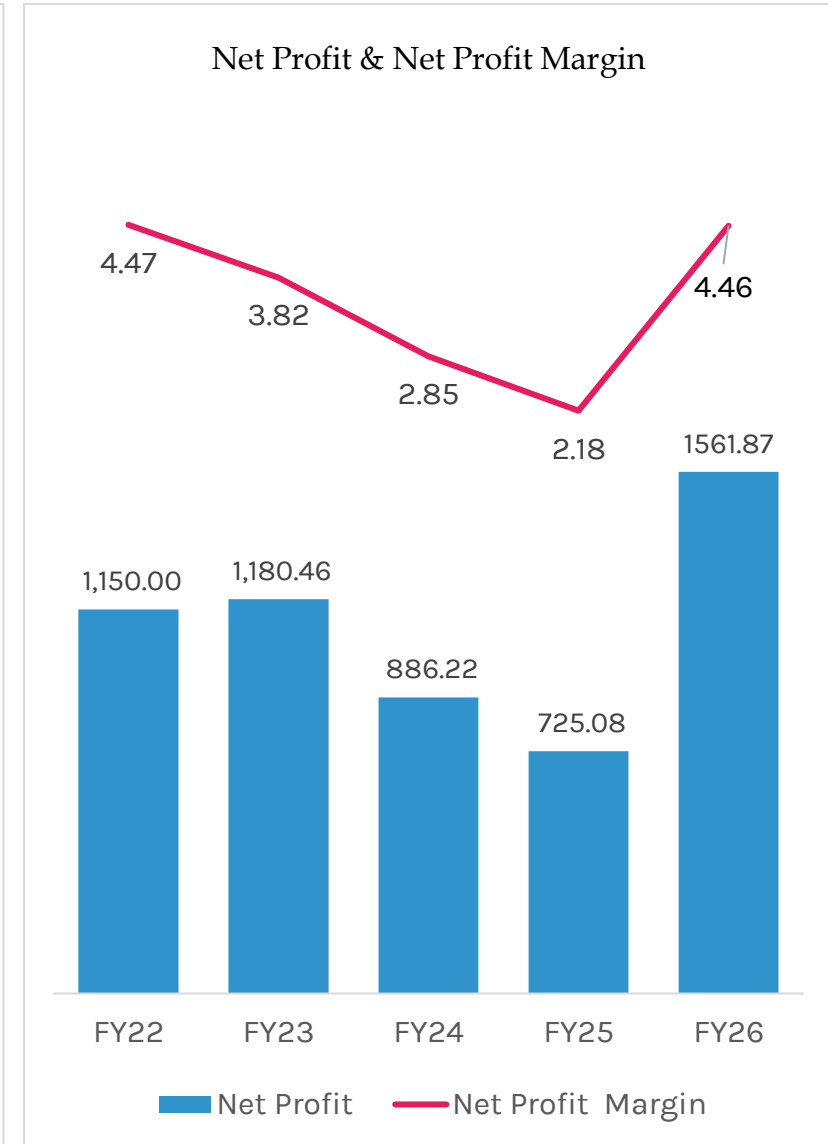
### Total Income



### EBITDA & EBITDA Margin



### Net Profit & Net Profit Margin

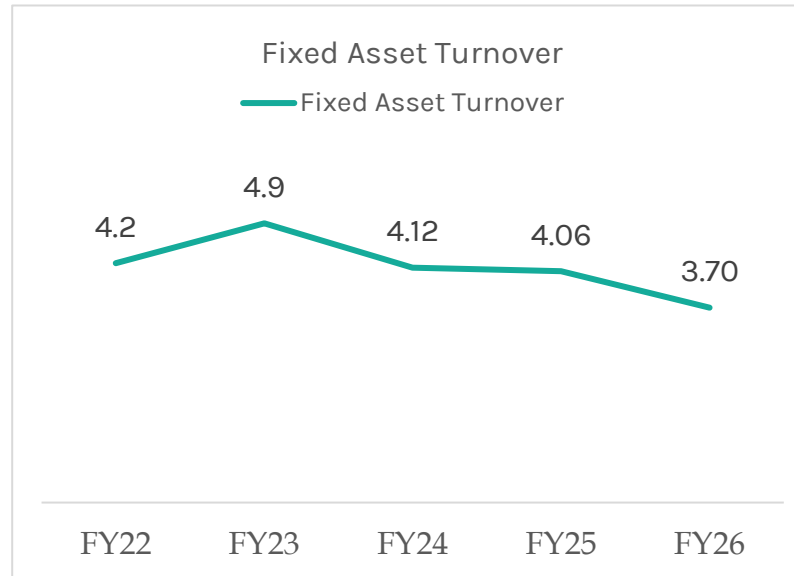
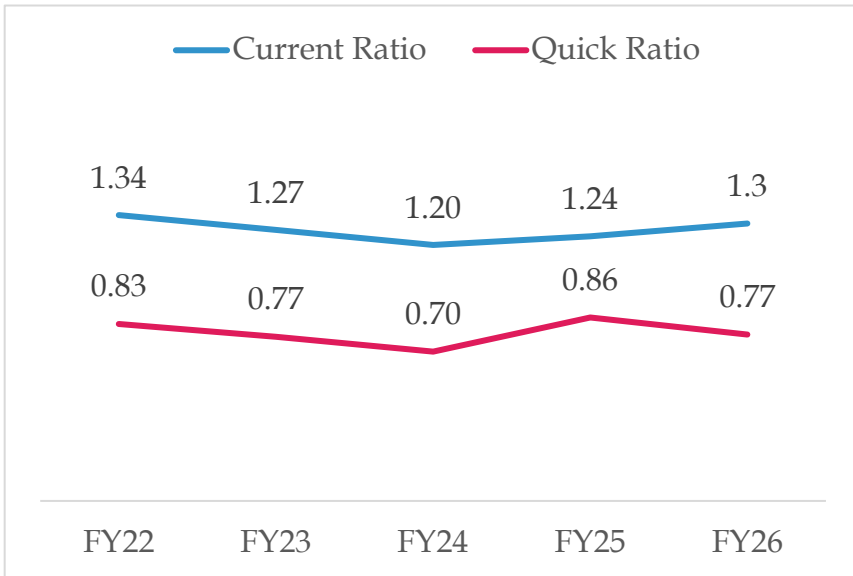
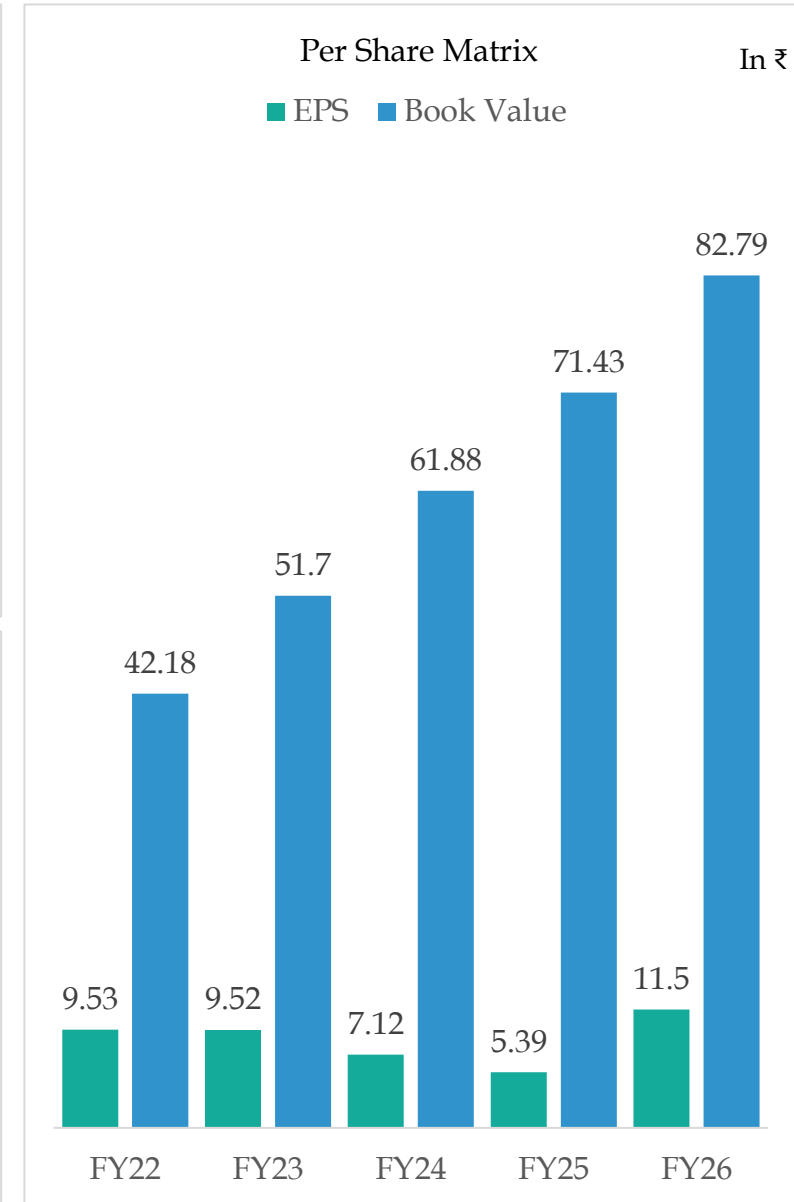
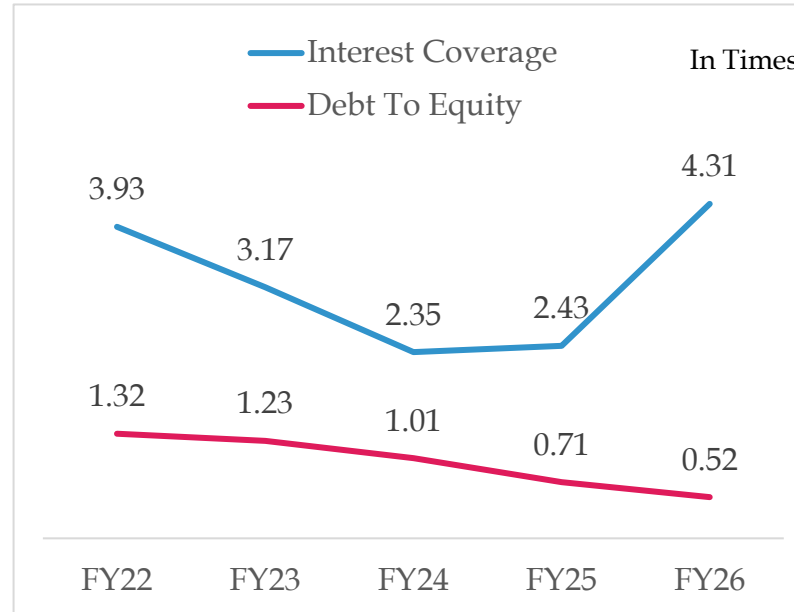
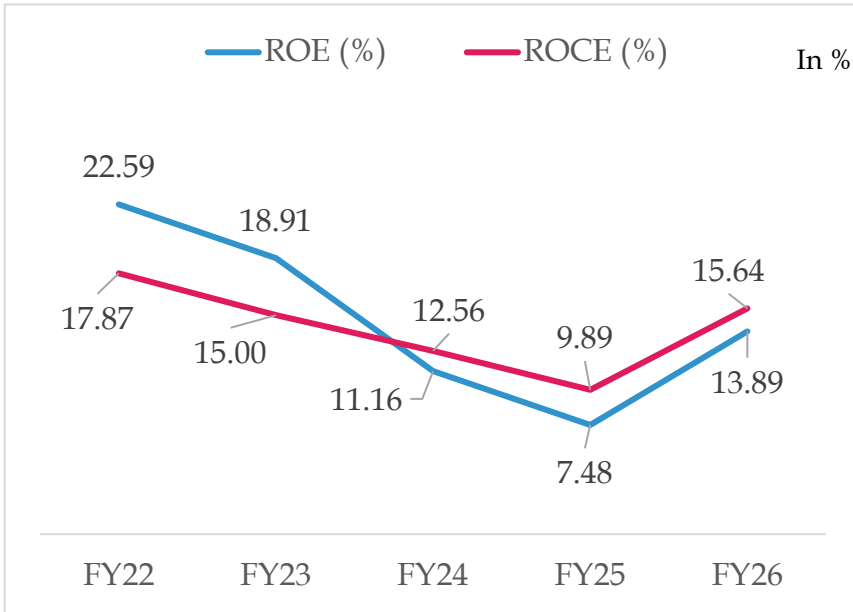


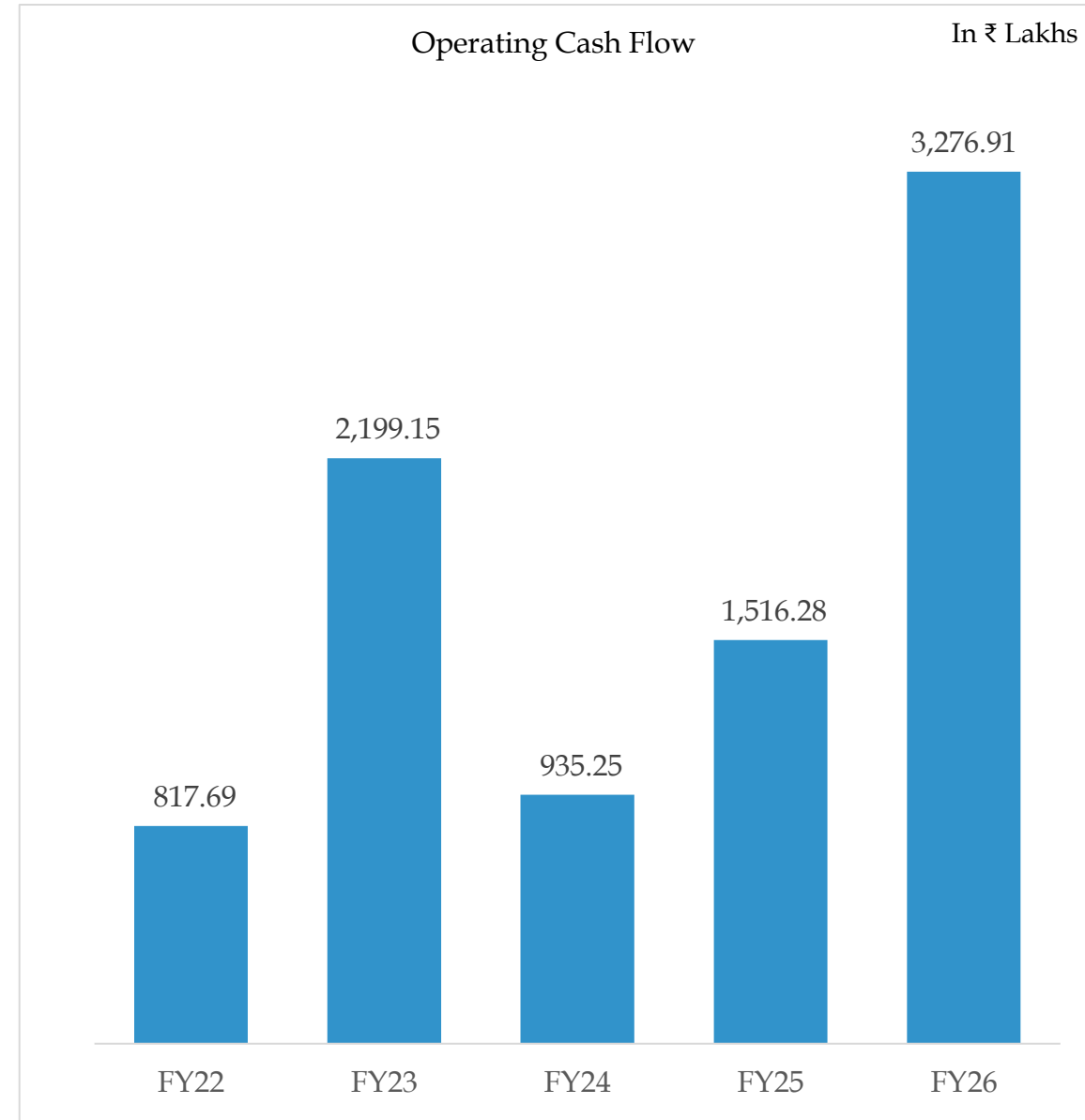
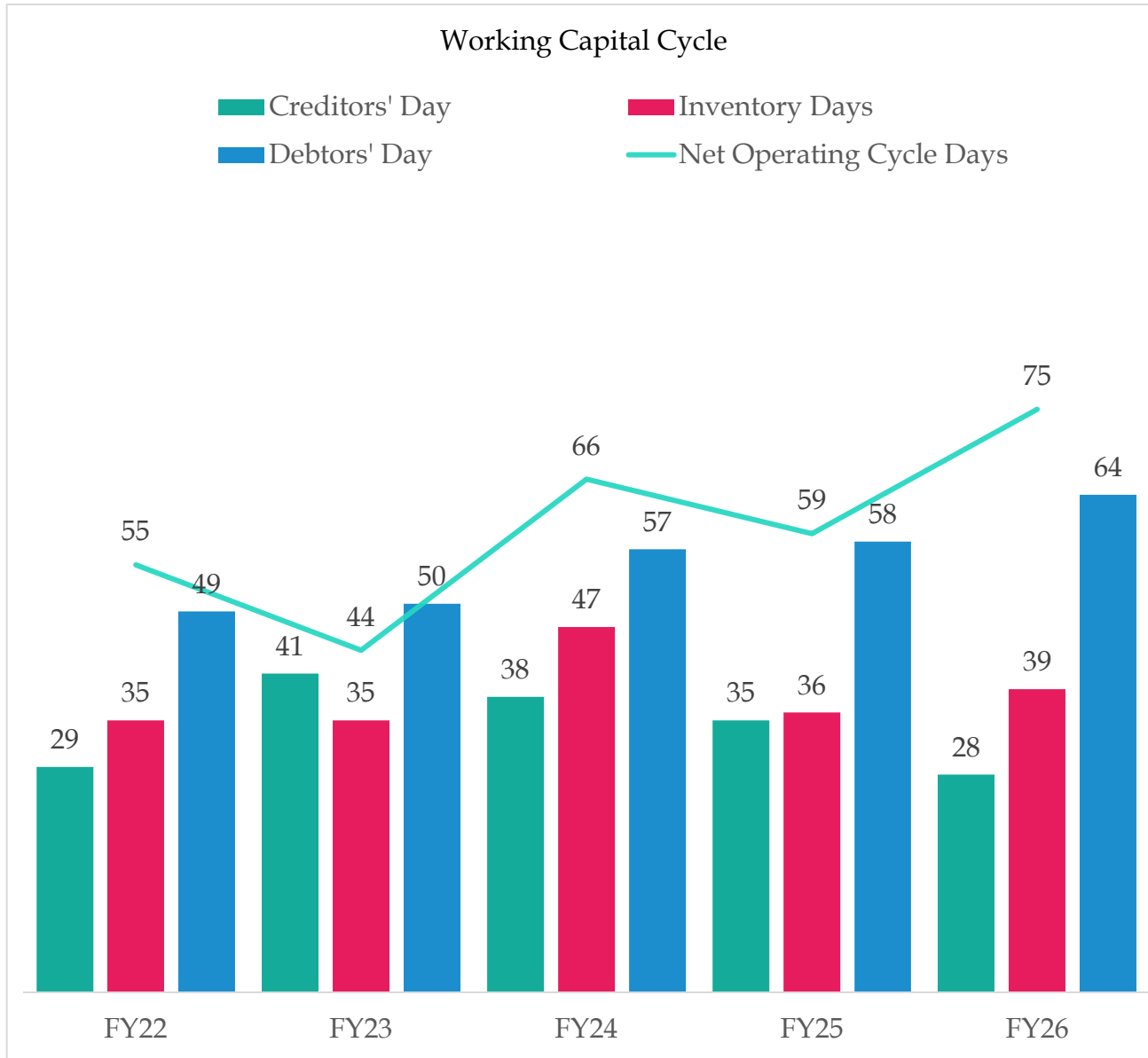
Particulars	FY22	FY23	FY24	FY25	FY26
Revenues	25,771.71	30,897.45	31,124.99	33,227.84	35,016.95
Other Income	114.78	35.53	103.32	60.13	67.61
<b>Total Income</b>	<b>25,886.49</b>	<b>30,932.98</b>	<b>31,228.31</b>	<b>33,287.97</b>	<b>35,084.56</b>
Raw Material costs	16,412.03	20,428.62	20,251.79	21,196.94	21,156.99
Employee costs	1,727.47	1,994.41	2,093.93	2,484.4	2,690.70
Other Expenses	5,064.58	5,815.17	6,211.98	7,218.17	7,690.62
Total Expenditure	23,204.08	28,238.20	28,557.70	30,899.51	31,538.31
<b>EBITDA</b>	<b>2,567.63</b>	<b>2,659.25</b>	<b>2,567.29</b>	<b>2,328.32</b>	<b>3,466.31</b>
Finance Costs	559.87	683.47	879.79	698.56	642.97
Depreciation	481.58	527.96	601.84	689.15	763.51
<b>PBT</b>	<b>1,640.96</b>	<b>1,483.35</b>	<b>1,188.98</b>	<b>1,000.75</b>	<b>2,127.44</b>
Tax	490.96	302.89	302.76	275.66	565.57
<b>Reported Net Profit</b>	<b>1,150.00</b>	<b>1,180.46</b>	<b>886.22</b>	<b>725.08</b>	<b>1,561.87</b>

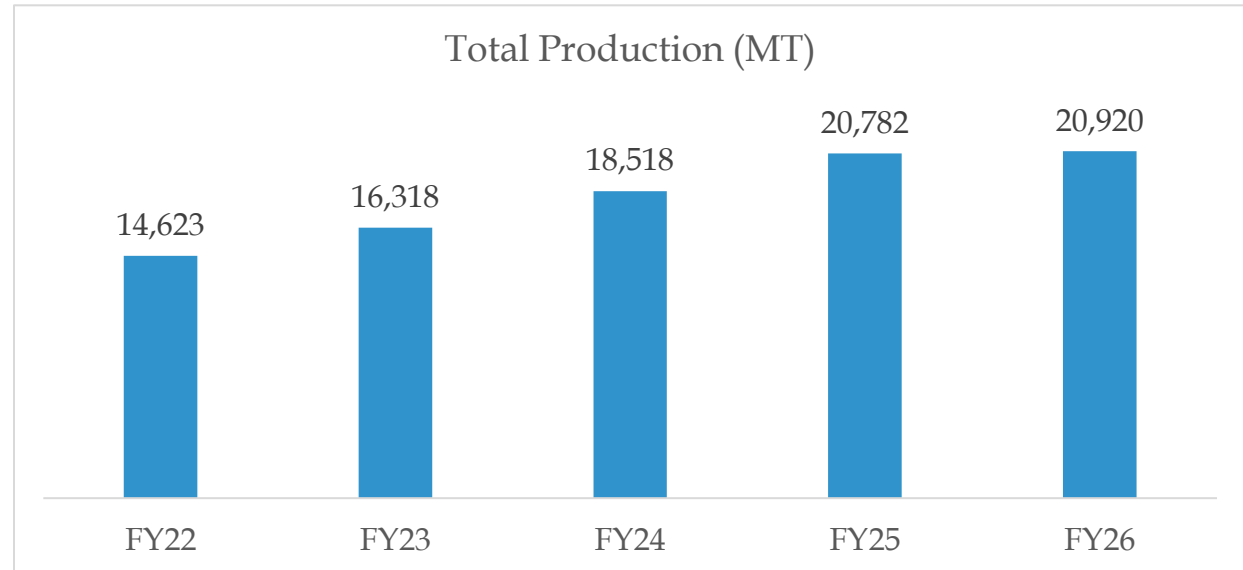
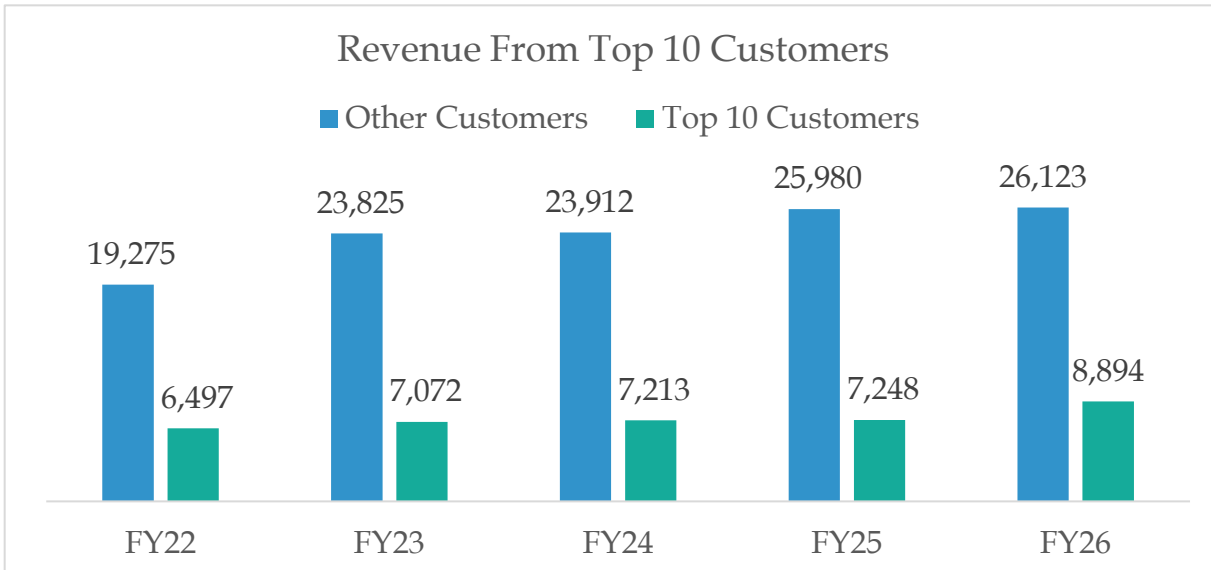
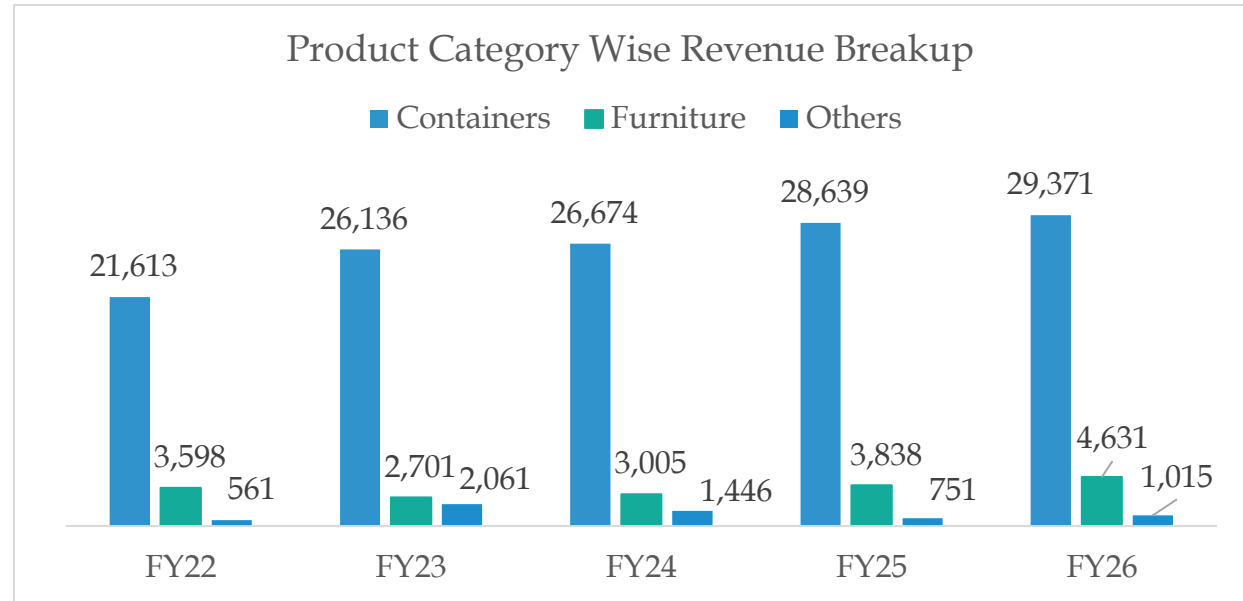
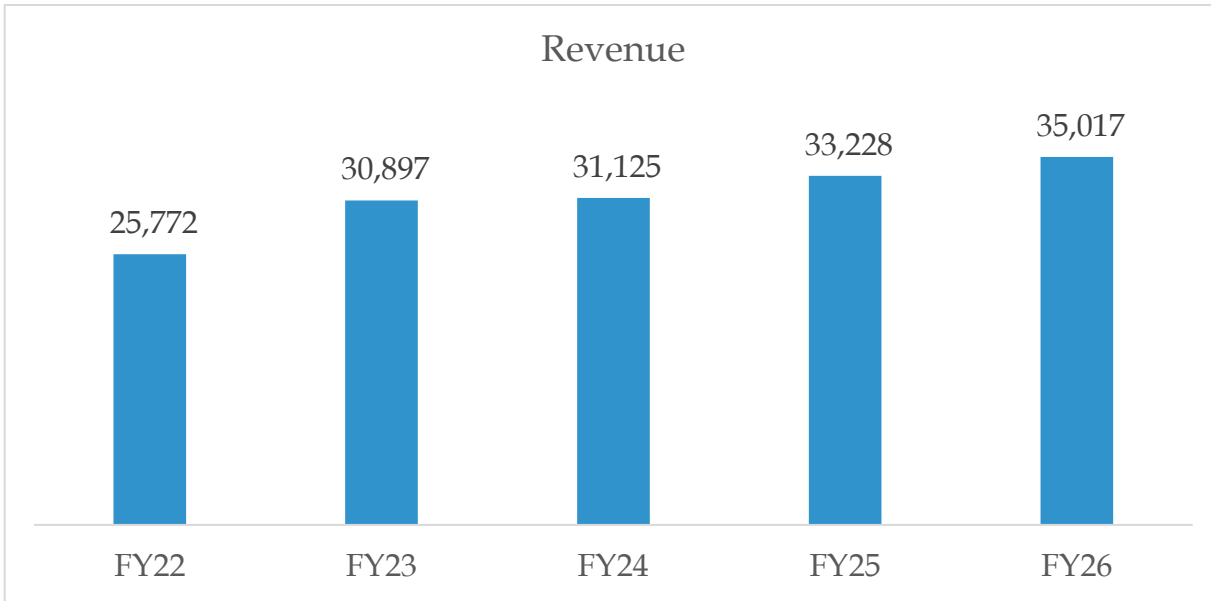
In ₹ Lakhs

Equities & Liabilities	FY22	FY23	FY24	FY25	FY26
Equity	1,207.26	1,207.26	1,282.71	1,357.80	1,357.80
Reserves	3,884.48	5,035.04	6,655.12	8,340.39	9,882.89
<b>Net Worth</b>	<b>5,091.74</b>	<b>6,242.30</b>	<b>7,937.83</b>	<b>9,698.19</b>	<b>11,240.69</b>
<b>Non Current Liabilities</b>					
Long Term Borrowing	2,855.08	3,764.21	2,468.94	1,143.08	1,053.03
Deferred Tax Liabilities	553.59	532.43	572.71	618.63	408.53
Other Long Terms Liabilities	60.28	163.08	13.32	44.11	690.43
Long Term Provision	0.00	0.00	2.10	20.64	61.00
<b>Total Non Current Liabilities</b>	<b>3,468.95</b>	<b>4,459.73</b>	<b>3,057.07</b>	<b>1,826.47</b>	<b>2,212.99</b>
<b>Current Liabilities</b>					
Short Term Borrowings	3,860.06	3,944.58	5,524.64	5,752.72	4,846.45
Trade Payables	1,418.94	2,356.11	2,140.25	1,469.98	77.99
Other Current Financial Liabilities	21.30	267.10	305.04	287.30	2,770.63
Other Current Liabilities	331.42	431.88	436.45	459.19	198.94
Short Term Provision	186.75	0.00	0.00	0.00	0.00
Current Tax Liabilities (Net)	29.78	0.00	32.57	52.25	438.64
<b>Total Current Liabilities</b>	<b>5,848.26</b>	<b>6,999.68</b>	<b>8,438.96</b>	<b>8,021.43</b>	<b>8,332.65</b>
<b>Total Liabilities</b>	<b>14,408.93</b>	<b>17,701.71</b>	<b>19,433.87</b>	<b>19,546.09</b>	<b>21,786.32</b>

Assets	FY22	FY23	FY24	FY25	FY26
<b>Non Current Assets</b>					
Fixed Assets	6,251.67	8,199.21	8,805.24	9,142.87	10,218.05
Non Current Investments	31.92	1.00	1.00	13.05	10.78
Other Non Current Financial Assets	199.42	164.00	276.96	342.16	186.36
Other Non Current Assets	71.88	481.64	211.41	70.21	564.1
<b>Total Non Current Assets</b>	<b>6,554.87</b>	<b>8,845.85</b>	<b>9,294.60</b>	<b>9,568.30</b>	<b>10,979.29</b>
<b>Current Assets</b>					
Inventories	2,929.79	3,207.21	4,117.00	3,033.81	4,305.10
Trade Receivables	4,144.95	4,721.95	5,225.37	6,347.94	5,823.71
Cash & Bank Balance	213.64	10.36	9.72	4.47	5.63
Other Current Financial Assets	290.22	364.03	358.87	403.23	375.21
Current Tax Assets (Net)	0.00	7.61	0.00	0.00	0.00
Other Current Assets	275.43	544.71	428.30	188.33	297.38
<b>Total Current Assets</b>	<b>7,854.05</b>	<b>8,855.86</b>	<b>10,139.27</b>	<b>9,977.79</b>	<b>10,807.03</b>
<b>Total Assets</b>	<b>14,408.93</b>	<b>17,701.71</b>	<b>19,433.87</b>	<b>19,546.09</b>	<b>21,786.32</b>



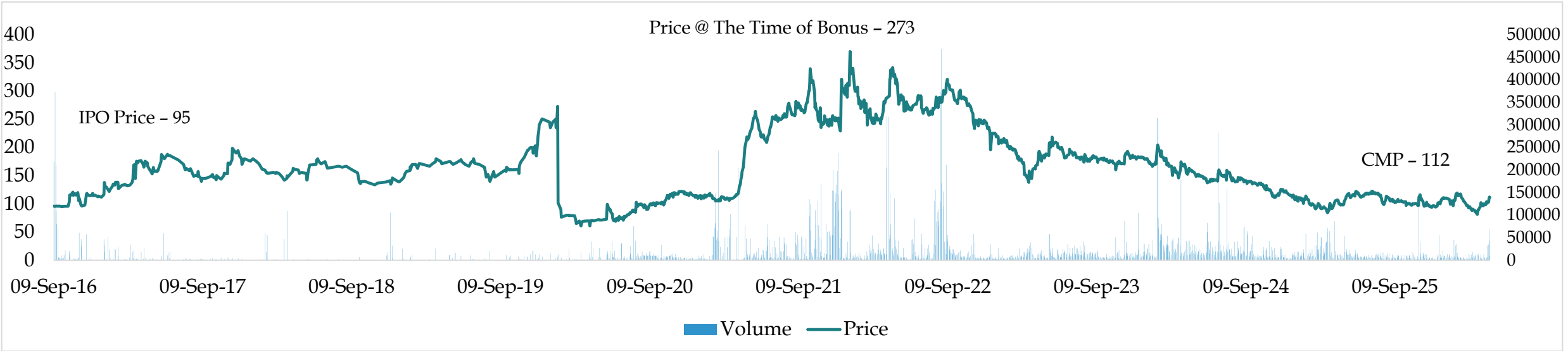
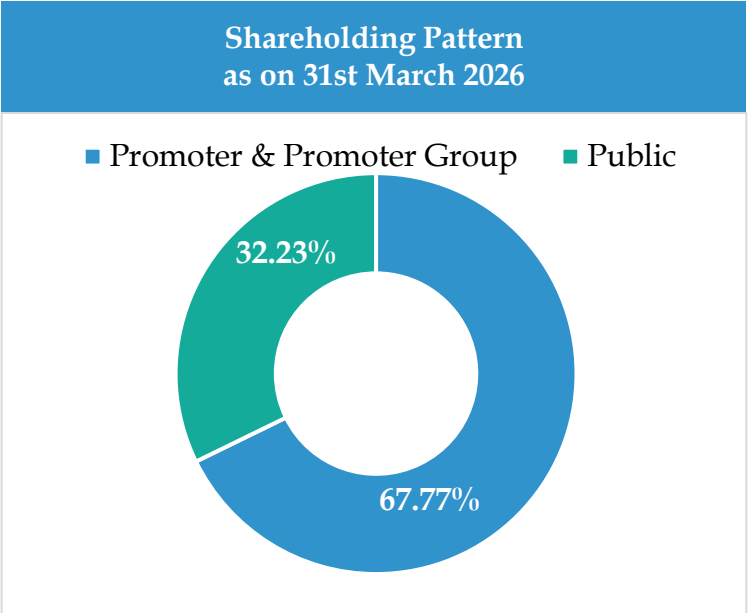




**BSE: 540078 | ISIN: INE317V01016** As on 30-04-2026

Corporate Actions			
Ex Date	Dividend (₹)	Bonus	Rights Issue
19 Sep 2019	0.50		
28 Jan 2020		2:1	
01 Sep 2020	0.20		
08 Sep 2021	0.20		
12 Sep 2022	0.20		
07 Sept 2023	0.20		
16 Feb 2024			1:8
20 Aug 2024	0.20		
28 Aug 2025	0.20		

Share Price (₹)	112
Market Capitalization (₹ Cr)	151
No. of Shares Outstanding (Cr)	1.36
Face Value (₹)	10.00
52-week High-Low (INR)	127.80 / 80.30



Source - BSE



## Green Initiatives



### CO2 Emission

Reduce Carbon Footprint (CO2 Emission) by initiative to reduction in energy consumption, diesel consumption, etc.



### Water Conservation and Management

Reduce Carbon Footprint (CO2 Emission) by initiative to reduction in energy consumption, diesel consumption, etc.



### Waste Reduction & Recycling

During Molding process, tons of pinch-off/ inhouse rejection generates which gets reuse in a process by grinding it.



### Natural Resources

Mitsu uses transparent Polycarbonate sheets for roofing in working place for letting natural light and increase day lights in plant. Also diesel additives are used to save diesel consumption of our tempos.

The Company recognizes the need to transform and adapt to changes around it for a better and sustainable tomorrow. With increased focus to go green, we at Mitsu Chem Plast are striving to choose sustainable means, offering environment-friendly products to their consumers as much as they can.





**Mitsu Chem Plast Ltd and Rotary Club of Navi Mumbai Join Hands for a Blood Donation**

Mitsu’s employees, as well as members of the surrounding community came to contribute for this noble cause. The turnout was impressive, with 284 donors stepping forward to donate blood.

**Green Commitment: ARJO Team's Plant Visit at Mitsu**

Mitsu hosted a memorable customer visit, with the ARJO team at Khalapur Plant. The ARJO team was joined by Mitsu’s directors, Mr. Jagdish Dedhia & Mr. Sanjay Dedhia, emphasizing sustainability with a special Sapling Plantation activity, aligning with shared vision for progress.

**Creating Safe Spaces: POSH Training at Mitsu**

Mitsu prioritizes a safe workplace with recent POSH training, reinforcing commitment to inclusivity, respect, and empowerment. Ongoing education aims to cultivate a culture of dignity and mutual respect, ensuring a harassment-free workplace.

**Together for Sustainability**

Mitsu Chem Plast Limited has once again been honored with a bronze medal certification for noteworthy contributions and proactive initiatives within the Together For Sustainability (TFS) framework Sustainability) 2023.



## Power Optimization

We use LED lights, servo motors, controllers, sensors, automatic ventilator systems, variable frequency drives, transparent poly carbonate roof tops.



## Post Consume Resin (PCR) Facility

PCR (Post-Consumer Resin) is recycled plastic that has undergone the recycling process and is available to use again. PCR material / product testing and validation inhouse lab facility is available .



## Tree plantation: Save tree save environment

Save Trees, Save Environment – Mitsu continued its dedication towards sustainability by carrying out tree plantation on Environment Day in June 2025

## Envirocare Green Award

Mitsu Chem Plast Limited has been conferred with the Special Citation in the Public Sector/ Large Corporates category at the Envirocare Green Awards 2024 for their exemplary efforts in energy conservation, carbon emission reduction, sustainable practices, waste management, and green initiatives.






## On Job Safety Training Unit 1 & 2 (November 2025)

Focused on enhancing workplace safety and operational discipline through modules on: PPE and Its Importance.



## On Job safety training Unit 3 (October 2025)

Tool box talk briefing, PPE its importance board with instruction in local language provided for use of PPE & PPE matrix displayed at shop floor in local language for reminder.



## On-the-Job Training Sessions (August 2025)

Focused on enhancing workplace safety and operational discipline through modules on: PPE and Its Importance, Lock Out Tag Out (LOTO), LPG Cylinder Handling & Safety.

## Impact

These initiatives continue to build a culture of accountability, readiness, and safety excellence, ensuring the well-being of employees and the surrounding community.



## Firefighting Training (August 2025)

Hands-on emergency response sessions held at Units II & III, equipping employees with practical fire safety skills and evacuation procedures.



## National Safety Week (March, 2025)

Daily workshops, live demos, and drills across all sites, to engrain safety into our culture, actions, and mindset.

## Impact

These initiatives continue to build a culture of accountability, readiness, and safety excellence, ensuring the well-being of employees and the surrounding community.

## Targets and Goals in future



### Energy and Carbon

- 5% reduction in carbon intensity and overall emissions.
- 5% reduction in energy intensity.



### Water

- 5% reduction in freshwater consumption and intensity.



### Safety and Occupational Health

- Maintain zero fatality.
- 7% reduction in LTIFR.
- 100% compliance with medical exams.
- Near miss reporting as a leading indicator as one per person per year.

## Targets achieved till now



Carbon intensity (scope 1 and 2 emissions) marginally increased by 0.97% in 2024-25.



Energy intensity marginally increased by 1.72% in 2024-25.



Rainwater harvesting structures installed for the collection & usage of rainwater as an alternative source replacing freshwater withdrawn from surface & ground sources.



Water intensity reduced by 15.53% in 2024-25.



Zero fatalities in 2024-25.



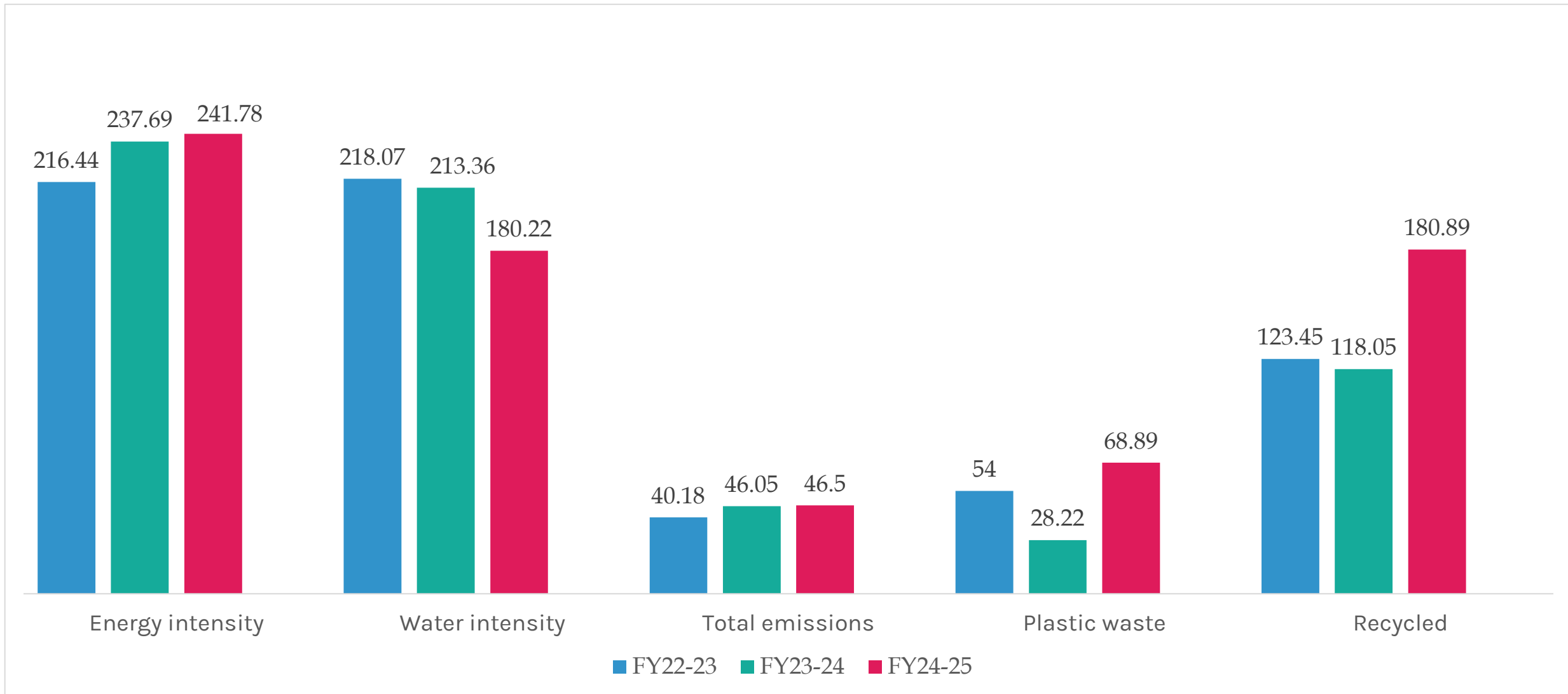
Our LTIFR for employees is zero & our LTIFR for workers has reduced by 45.31%



100% compliance with initial medical examination and periodic medical examinations.



Near miss reporting trainings initiated and targets set at all levels.



Above Figures are in crore of turnover (GJ/ ₹ Cr)

The demand for molded plastics is projected to increase significantly due to the extensive expansion and development in the Construction, Automotive, And Packaging Sectors.



The Indian plastic processing industry comprises approximately 30,000 units that use injection molding, blow molding, extrusion, and calendaring to create a wide range of products.

The plastics industry is currently home to about 50,000 industries, most of which are micro, small, and medium-sized enterprises (MSMEs).



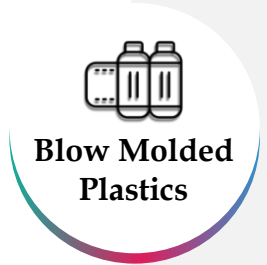
These enterprises contribute Rs. 3.5 lakh crore (US\$ 42.89 billion) to India's economy and employ more than 50,000 people.

The country recycles plastic at a rate of 60%, which is higher than that of developed nations.

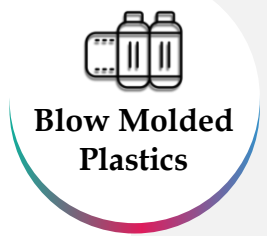


The "Make in India," "Skill India," "Swachh Bharat," and "Digital India" initiatives of the government are increasing plastic production, and by 2027, it is expected that the plastics industry will generate Rs. 10 lakh billion (US\$ 122.54 billion) annual revenue, with two lakh tonnes of exports.

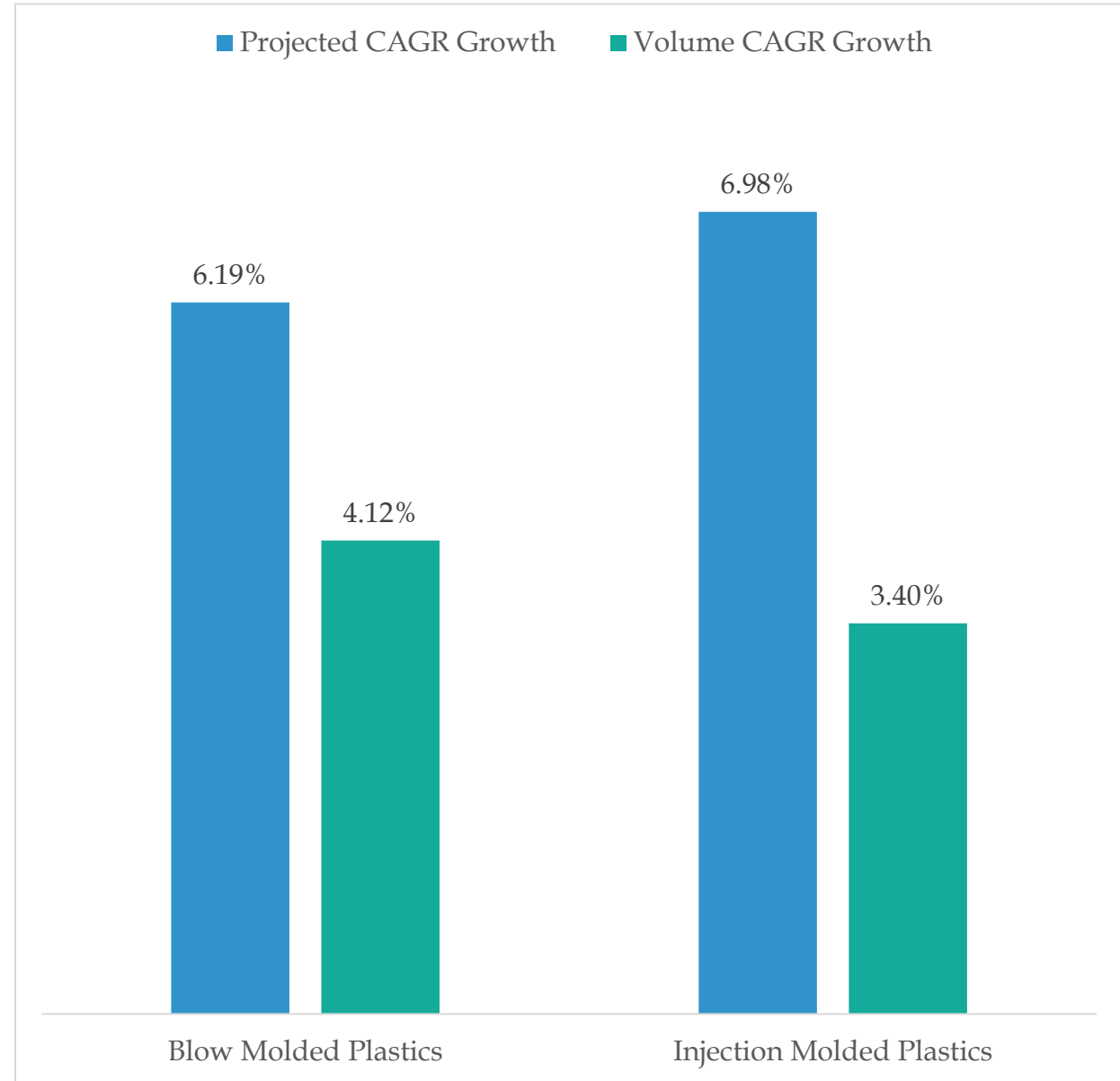
“According to India Plastics Pact's (IPP) Roadmap to 2030, the target is to eliminate all unnecessary plastic waste and items, and make 100% of plastic packaging reusable, recyclable or compostable by the year 2030. The starting point is to establish a list of plastic packaging products that are unneeded or troublesome and take action to solve them through redesign and innovation. New technology and higher-quality plastic will also help India progress towards this goal.”



- The Indian blow molded plastics market is expected to experience a significant growth rate.
- It is projected to grow at a CAGR of 6.19%, reaching ₹49,96,01,840.82 Lakhs.
- In terms of volume, it is anticipated to grow at a CAGR of 4.12%, reaching 5,929.682 Kilo Tons in 2030.



- The India injection molded plastics market is expected to witness robust growth.
- By value, it is projected to grow at a CAGR of 6.98%, reaching ₹3,28,44,099.59 Lakhs in 2030.
- In terms of volume, it is anticipated to grow at a CAGR of 3.40%, reaching 14,148.509 Kilo Tons in 2030.



Source: India Plastics Manufacturers' Association (AIPMA), Indian Plastics Federation, Packaging Industry Association of India, Plastics Trade Association, IPMMI, PIAL, PMMAI Company Annual Report, Primary Interviews, Reports and Data



## Saudi Arabia - A Transformation Under Vision 2030

- **Massive Investment:** Over \$65 billion earmarked to revamp healthcare infrastructure.
- **Strategic Initiatives:** Launching 21 health clusters; targeted privatization of 290 hospitals and 2,300 primary health centers.
- **Modernization Drive:** Expansion of e-health services and a shift from 40% to 65% private sector participation, creating a strong demand for modern hospital facilities and furniture.

## UAE - Emerging Regional Hub for Healthcare Innovation

- **Healthcare Ambition:** Focus on transforming the UAE into a regional medical tourism and innovation hub.
- **World-Class Facilities:** Expansion of healthcare infrastructure supported by institutions like Cleveland Clinic and Mayo Clinic.
- **Modernization Needs:** Rapid development to serve an 11+ million population underlines the importance of high-quality, contemporary hospital furniture.



## Europe - Steady Growth Amid Demographic Shifts

- **Demographic Dynamics:** Aging population combined with low fertility and migration increases demand for healthcare.
- **Revenue Stability:** Hospital revenues forecast to grow at a 2.2% CAGR, ensuring continuous investment in facility upgrades.
- **Market Opportunity:** The need for innovative, patient-centric environments boosts demand for state-of-the-art hospital furniture.

## USA - Dynamic Market with Evolving Care Models

- **Innovation & Consolidation:** A vast and evolving industry marked by hospital mergers, partnerships, and a shift towards outpatient care.
- **Patient-Centric Trends:** Increasing demand for quality care with state-of-the-art technology and personalized services drives facility upgrades.
- **Competitive Environment:** Pressure to reduce costs while enhancing care quality prompts hospitals to invest in modern, efficient infrastructure including advanced furniture solutions.



## Competitive Strengths

- Out Of The Box Thinking
- In House R&D Department
- Value Creation By Reverse Engineering
- Conceptualization To Final Product
- Continuous Innovation
- Strong At Design & Prototyping
- Consultative Approach
- Quality First
- Capability To Handle **PP, PE, HDPE, Nylon & ABS**



## Investment Rationale

- **Market Leadership:** specialist in India with state-of-the-art facilities
- **Strong Growth Trajectory:** Revenue grown from ₹100 Cr (2015) to ₹332.28 Cr (2025)
- **Rapidly Growing Exports:** Export revenues Rs. 335.41 Lakhs in FY26; present in 17 countries
- **Resilient Client Base:** Serving pharma, agrochemicals, FMCG, food, healthcare & more
- **Four Pillars of Transformation:** Furnastra (Healthcare Furniture), Enhanced Packaging, Operational Excellence, Data-Driven
- **ESG Leadership:** ISO 14001 & 45001 certified; targeting 20% carbon reduction, Envirocare Green Award 2024



**Ms. Gargi Sawant**

Company Secretary & Compliance Officer  
**Mitsu Chem Plast Ltd.**

329, Gala Complex, Din Dayal Upadhyay Road,  
Mulund West, Mumbai - 400 080

Phone: 022 - 2592 00 55

Email: [investor@mitsuchem.com](mailto:investor@mitsuchem.com)

Website: <https://www.mitsuchem.com/>

To stay informed about the latest updates of  
Mitsu Chem Plast Limited



**Kirin Advisors Private Limited**

713-B, Lodha Supremus II, Wagle Estate, Thane  
West - 400 604

**E-mail:** [info@kirinadvisors.com](mailto:info@kirinadvisors.com)

**Phone:** 022 4100 2455

**Website:** [www.kirinadvisors.com](http://www.kirinadvisors.com)

# Thank You

