

# HEALTHCARE & HOSPITAL

## Furniture Parts



Robust  
Design



Customised  
Solution



Great  
Aesthetics



Ergonomic  
& Economic



# Furnastra

BY MITSU



Furnastra hospital furniture parts are of high quality and ergonomically designed. They are very well accepted by the Indian health industry, with strong potential for exports.

## FURNASTRA HAS A VARIETY OF PRODUCTS IN THIS SEGMENT

- ✦ Plastic molded head bows, side rails, mattress platform (Popularly known as ABS panels)
- ✦ Have in-house manufacturing of accessories for hospital beds (Mounting rails and shock-absorbing wheels)
- ✦ Over bed table top, bedside locker parts, spine board.

These products offer a pleasing aesthetic and finish. they can be customized to suit your designs, decor, and color schemes. Furthermore, a well-designed mix of material usage not only makes the products strong, but also extremely easy to assemble and disassemble.

At Furnastra, value engineering and attention to customer demands are the cause of new innovations, and therefore Mitsu stays true to its "Continuous Innovation" policy.

# AWARDS



Top 100 SME  
2014-15



Top 100 SME  
2016



Top 100 SME  
2019, 2022



Excellence in  
Compliance  
2020



Excellence in  
Plastic Industry  
2022



GODREJ INTERIO  
2023 Award  
For Our Commitment  
To Promote  
Gender Equality



Best Innovation ET Polymers  
2017 for Bed Side Locker Parts  
2018 for Bed Board Plank  
2020 for Spine Board  
2022 for Head & Foot Bow  
Design With CPR Board



Reliance Jio  
BP Mobility Ltd.  
For 20 Ltr PFC  
Container  
Development



(FICCI)  
Awards 2024  
Sustainability  
Leader of  
the Year



Envirocare Green  
Awards 2024  
Special Citation  
In The Corporates  
Category



ICICI Lombard &  
CNBC TV18  
Awards 2025  
INDIA Risk  
Management

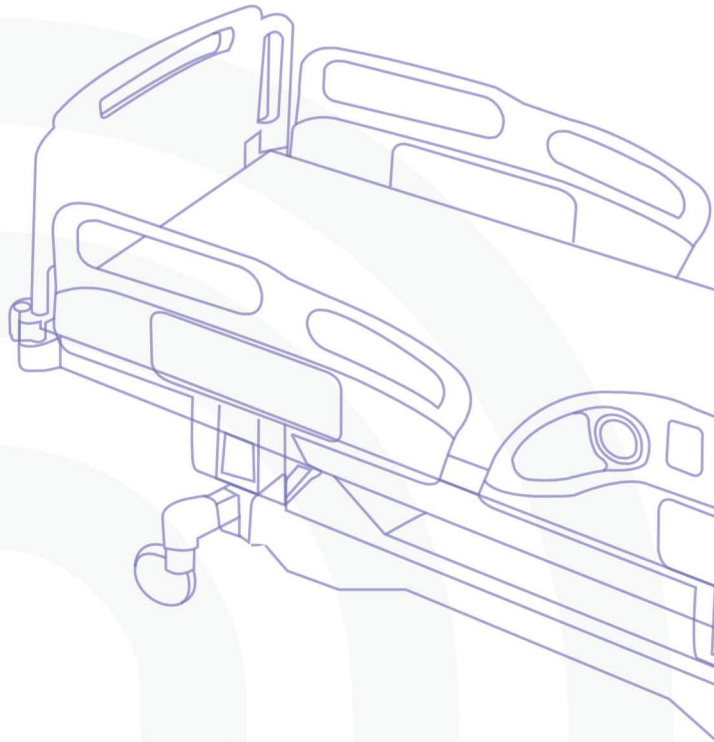
# CERTIFICATIONS

Manufacturing with  
100% Virgin Quality Raw Material

- ONLINE TESTING/PDI/CAPA
- CE CERTIFICATE
- 5-S IMPLEMENTION
- QC METHODOLOGY
- MEMBER OF TOGETHER FOR SUSTAINABILITY



# HOSPITAL FURNITURE PARTS




RAKSHA 1 (M1)  
HEAD/FOOT BOW



RAKSHA 2 (M2)  
HEAD/FOOT BOW



RAKSHA 3 (M3)  
HEAD/FOOT BOW



RAKSHA 4 (M4)  
HEAD/FOOT BOW



RAKSHA 5 (M5)  
HEAD/FOOT BOW



RAKSHA 6 (M6)  
HEAD/FOOT BOW



RAKSHA 7 (M7)  
HEAD/FOOT BOW



RAKSHA 8 (M7)  
HEAD/FOOT BOW




RAKSHA 9 (M9)  
HEAD/FOOT BOW



RAKSHA 10 (M10)  
HEAD/FOOT BOW



RAKSHA 11 (M11)  
HEAD/FOOT BOW




AAKAAR  
BED SIDE BUFFER WHEEL





SAHARA 1 (MSR 1) SIDE RAILINGS



SAHARA 5 (MSR 5) SIDE RAILINGS



SAHARA 2 (MSR 2) SIDE RAILINGS



SAHARA 6 (MSR 6) SIDE RAILINGS



SAHARA 3 (MSR 3) SIDE RAILINGS



SAHARA 7 (MSR 7) SIDE RAILINGS



SAHARA 4 (MSR 4) SIDE RAILINGS



SAHARA 8 (MSR 8) SIDE RAILINGS

### RAKSHA (HEAD BOW/FOOT BOW)

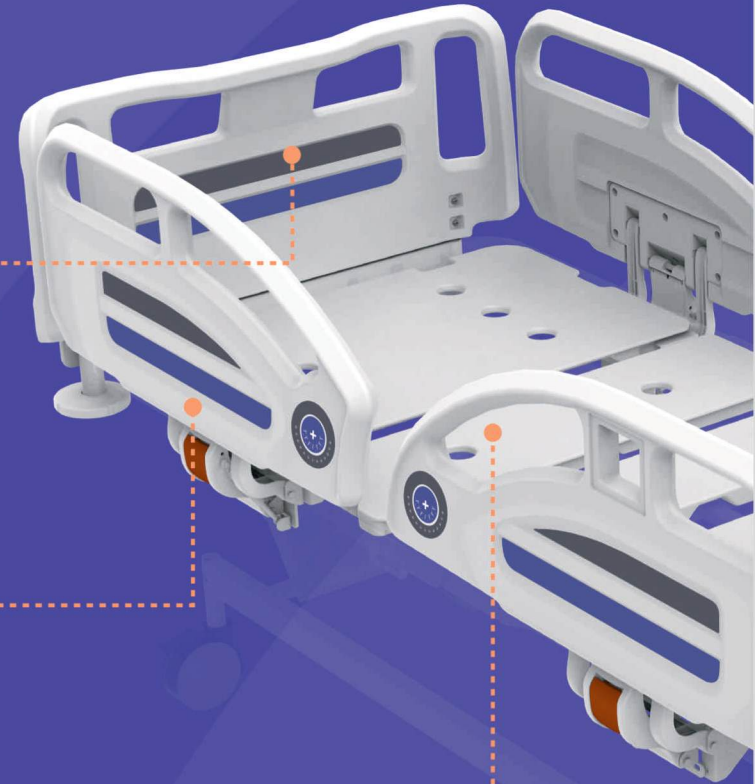
These panels are the flagship product of the company. The panels are robust, ergonomic, aesthetic and come with a finish that meets customer needs for unprecedented comfort of use, with the help of clamps and connecting rods. They are extremely easy to assemble and disassemble. A variety of sticker color options are available for these panels to enhance aesthetics and sync with hospital interiors.


### SAHARA (SIDE RAILING)

The side rails aesthetically complement the arch of the headbow and footbow. With a curved finish on our side rail, it enhances the look of the entire bed. There is an angle indicator on the side rail which helps to know the exact position of the bed when using motorized beds. Two side rails on one side covers the entire length of the bed, thus leaving no gaps for bed traps.

### SETU (BED BOARD PLANKS/BED LINERS)

We have innovated the conventional mattress platform in plastic with two varieties 10-piece plastic bed board and 4-piece bed board to improve the bearing capacity of the bed board. The strength is much higher than the metal one as it shares the load equally. The 10 pc bed board plank is easy to attach with screws. The 4 pc bed liner is also easy to assemble on the metal bed frame. It is MRI & X-Ray compatible too. Both models are extremely time saving and also reduces the powder coating activity with respect to cost and labor.





## BRACKET MECHANISM

Our side rail provides the feature of a duck-down rail with the help of a gas spring in the bracket. We have two variants in this. B1 bracket offers the pushing capacity of 80 kgs, with a C shaped arm. B2 bracket meets the **IEC 60601-2-52** standard compliance. To prioritize patient safety, B2 bracket mechanism feature a gapless design between mattress and side railing hence reduces the risk of patients getting caught in gaps, providing a safer and more comfortable experience. It gives a stroke length of 350mm with a L-shaped arm at a degree of 90 and it is suitable for the minimum bed height of 380mm. We have an in-house manufacturing facility for these mounts with a separate assembly line for accessories.



## AKAAR (BUFFER WHEELS)

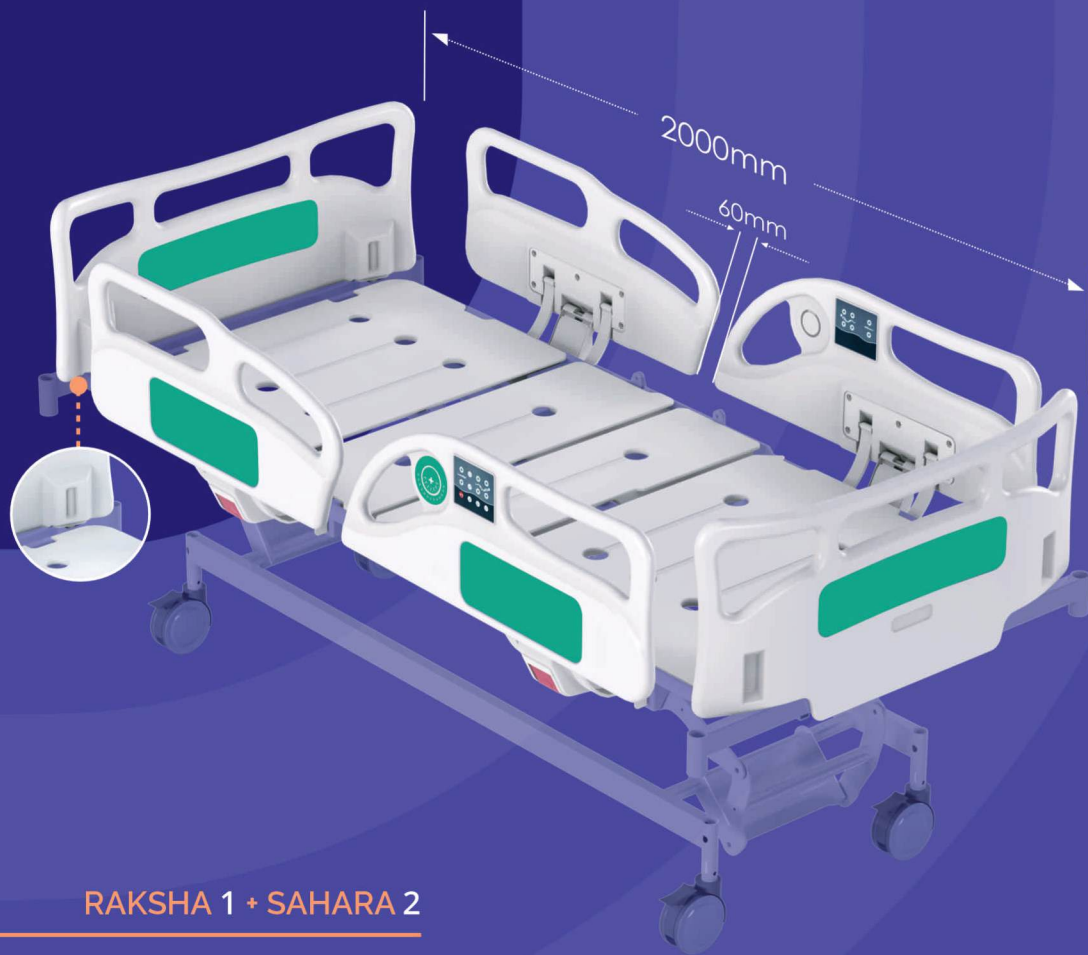
These plastic shock absorbers work as excellent substitutes for rubber/PVC shock absorbers. Provides security against marks on the wall surface at the bow of the head. They have a good shock absorption property. Available in custom colors and sizes. 5-inch outside diameter and 10.2, 14.5, 26.4 and 32.6 mm inside diameter options. There is a special type of buffer used in M3 headbow. It has a provision to hold the IV Rodpole.



## FITMENT TYPE

We have developed a variety of accessories to easily mount the arch to the bed frame. These are developed with functional requirements in mind and are made from combination of materials that makes them strong, sturdy, presentable and easy to use. Plastic rod mount specially used for M1, M2 and M6 instead of metal ones which are non-corrosive and easy to use. We have also developed clip metal accessories.






### RAKSHA 1 + SAHARA 2


- ✦ Ideal for fowler beds
- ✦ Ideal for ICU 2 function

**Note :** We do not manufacture beds. We only deal in plastic components / spare parts



### RAKSHA 1 (M1) HEAD/FOOTBOW

- ✦ Flagship product of the company.
- ✦ Robust, ergonomic, aesthetic, smooth finish
- ✦ Rod type fitment
- ✦ Center distance - **694mm** (+/- 2mm)
- ✦ Rod dia - 16mm Metal & 32mm Plastic



### SAHARA 2 (MSR2) SIDE RAILING

- ✦ Duck down railing with bracket mechanism
- ✦ Push capacity of 80 kgs
- ✦ Provision of angle indicator
- ✦ Covers the full length of the bed
- ✦ Provision of embedded remote panel






### RAKSHA 2 + SAHARA 1

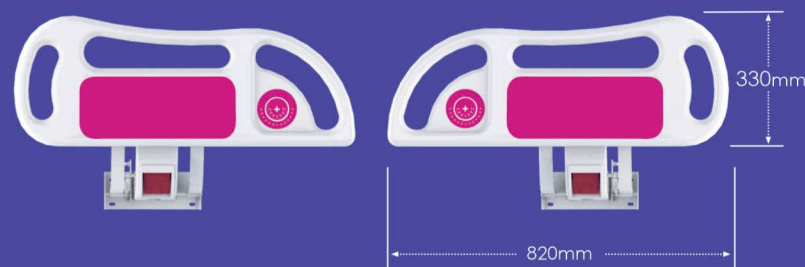
- ♦ Ideal for fowler
- ♦ Ideal for semi-fowler beds

**Note :** We do not manufacture beds. We only deal in plastic components / spare parts



### RAKSHA 2 (M2) HEAD/FOOTBOW

- ♦ Flagship product of the company.
- ♦ Robust, ergonomic, aesthetic, smooth finish
- ♦ Rod type fitment
- ♦ Center distance - **850mm | 886mm** (+/- 2mm)
- ♦ Rod dia - 16mm Metal & 32mm Plastic



### SAHARA 1 (MSR1) SIDE RAILING


- ♦ Duck down railing with bracket mechanism
- ♦ Push capacity of 80 kgs
- ♦ Provision of angle indicator



### RAKSHA 3 + SAHARA 2


- ♦ Ideal for ICU 5 function
- ♦ Ideal for premium beds
- ♦ with provision of remote panels

**Note :** We do not manufacture beds. We only deal in plastic components / spare parts



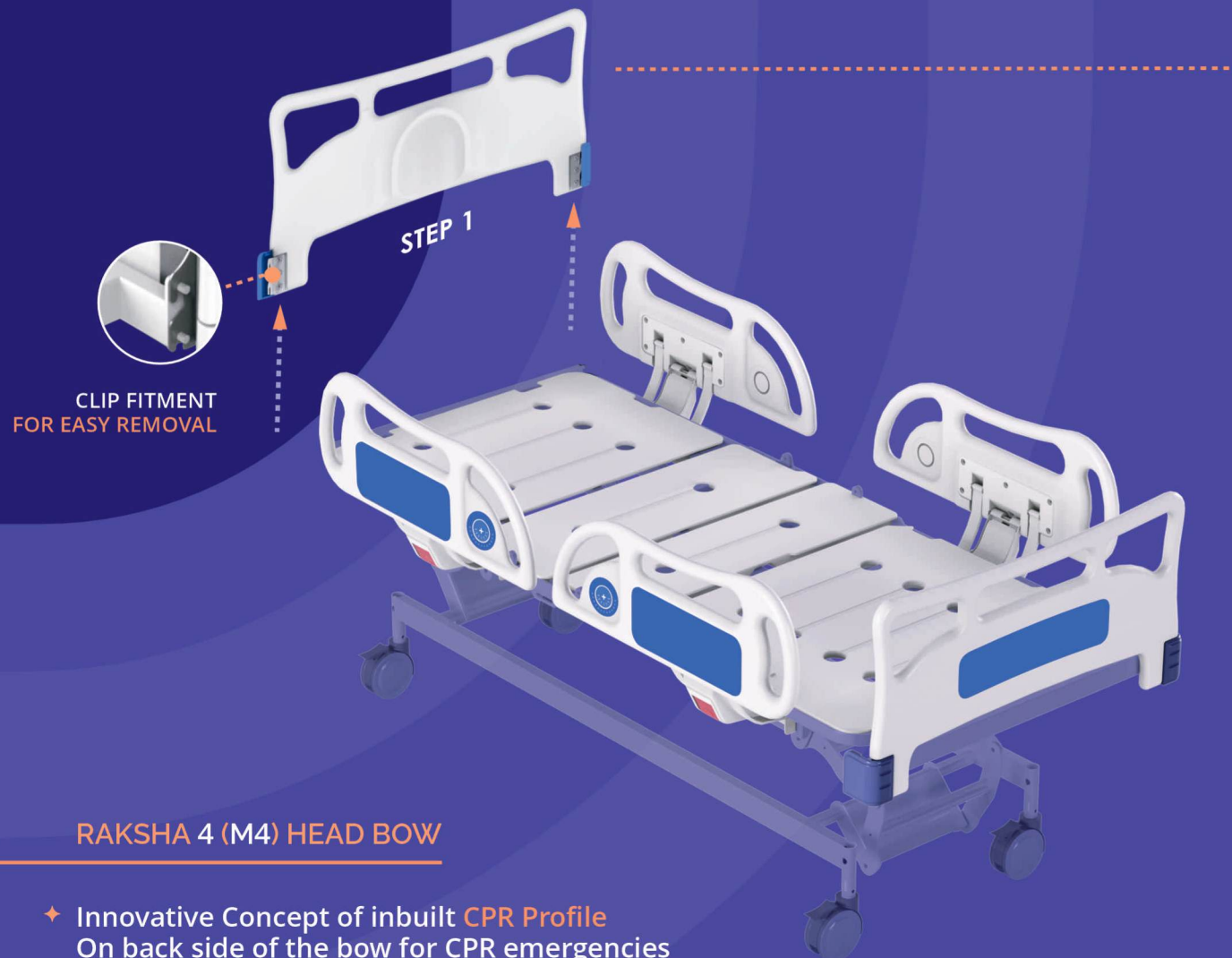
### RAKSHA 3 (M3) HEAD/FOOTBOW

- ♦ Clip type & hook type fitment
- ♦ Inbuilt buffer made from PC for shock absorption
- ♦ Side buffer has the provision to hold the IV rod
- ♦ Center distance - **Clip 750mm** (+/- 2mm)
- ♦ Design registration No : **342825-001**



### SAHARA 2 (MSR2) SIDE RAILING

- ♦ Duck down railing with bracket mechanism
- ♦ Push capacity of 80 kgs
- ♦ Provision of angle indicator
- ♦ Covers the full length of the bed
- ♦ Provision of embedded remote panel

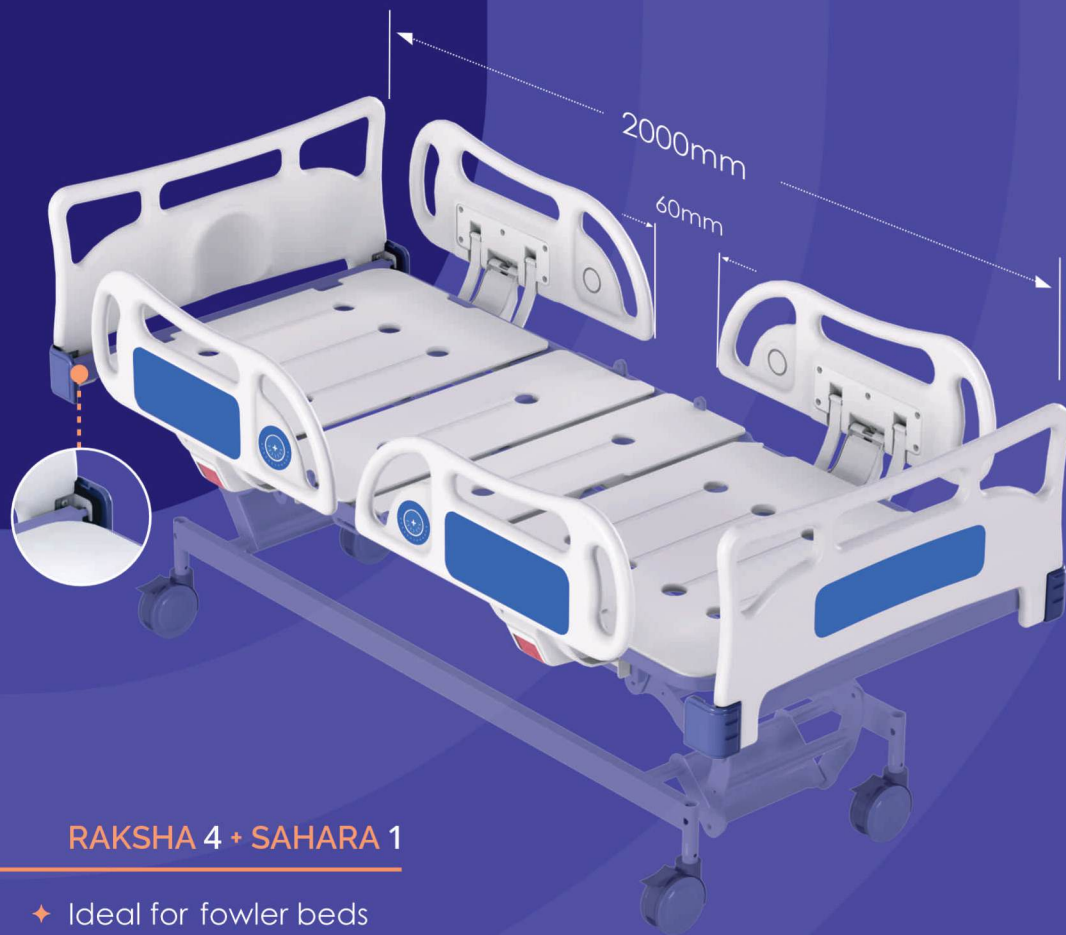


STEP 2 : ROTATE 180°



STEP 3 : INBUILT CPR PROFILE FOR CPR EMERGENCY






### RAKSHA 4 + SAHARA 1

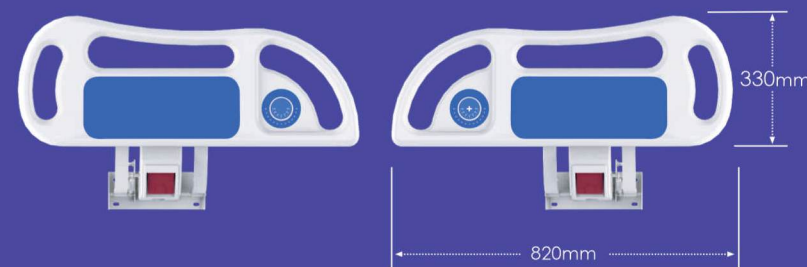
- ✦ Ideal for fowler beds
- ✦ Ideal for semi-fowler beds
- ✦ Innovative concept of inbuilt CPR profile

**Note :** We do not manufacture beds. We only deal in plastic components / spare parts



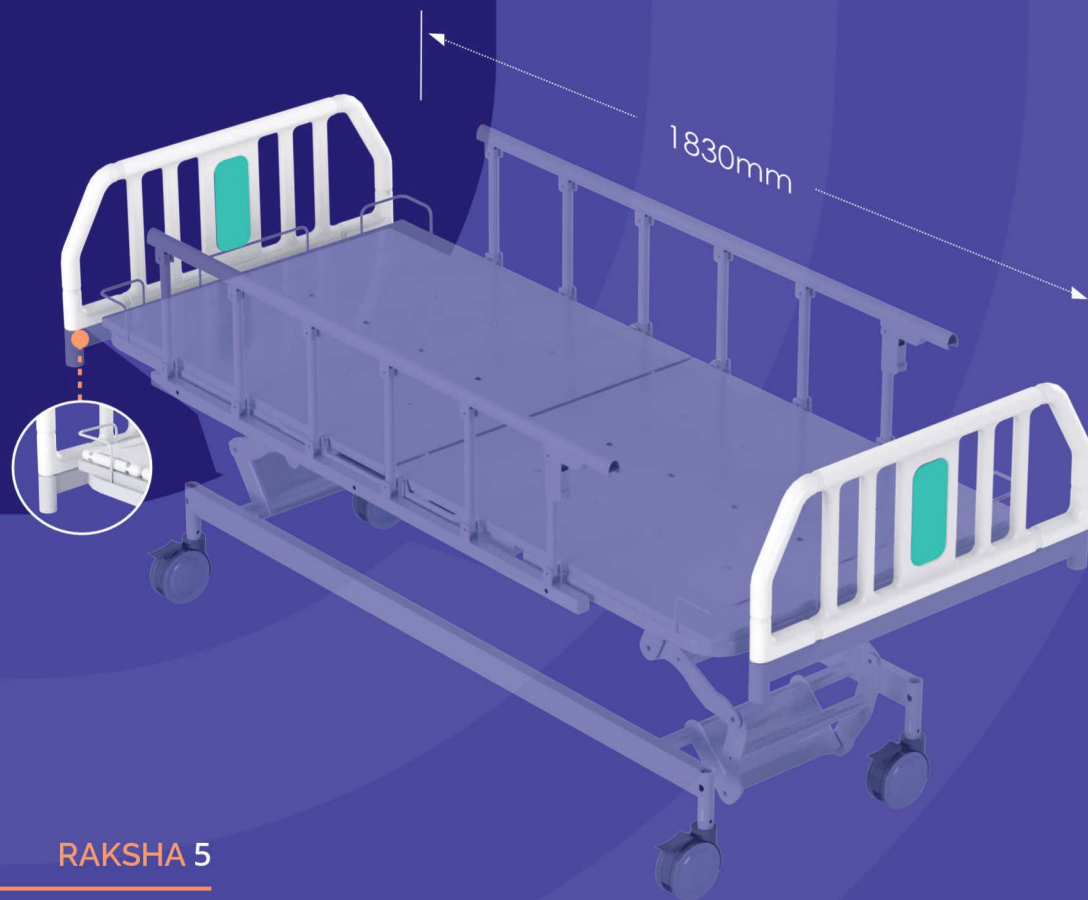
### RAKSHA 4 (M4) HEAD/FOOTBOW

- ✦ Clip type fitment
- ✦ Centre distance – **910mm** (+/- 2mm)
- ✦ Design registration No : **328344-001**
- ✦ Patent registration No : **202021010270**



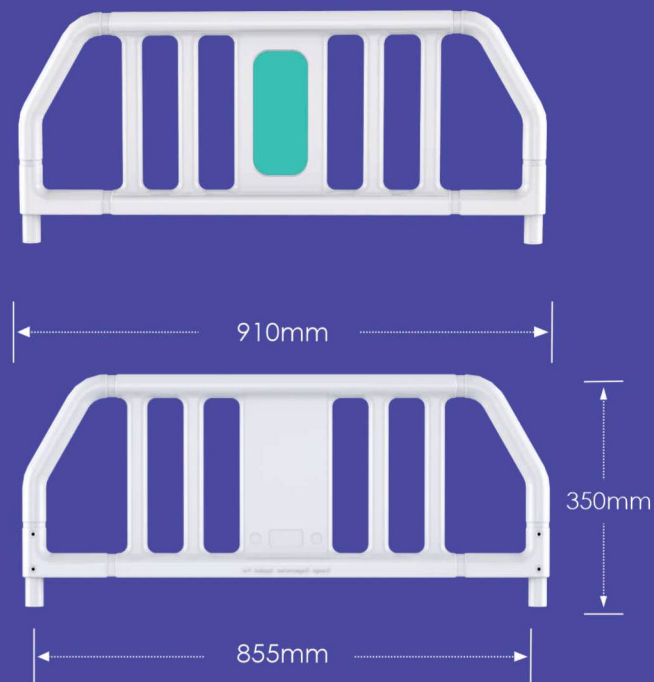
### SAHARA 1 (MSR1) SIDE RAILING

- ✦ Duck down railing with bracket mechanism
- ✦ Push capacity of 80 kgs
- ✦ Provision of angle indicator



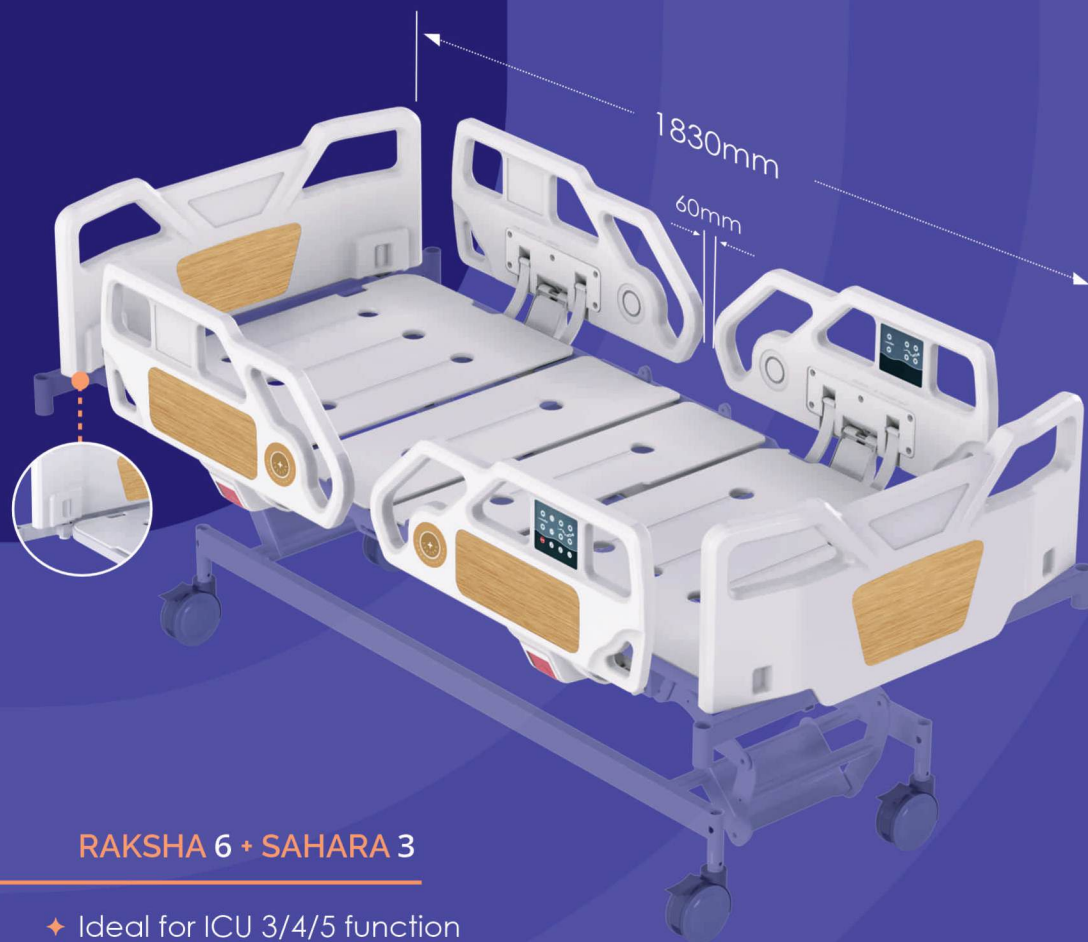
### RAKSHA 5

- ✦ Ideal for metal beds
- ✦ General ward beds



### RAKSHA 5 (M5) HEAD/FOOTBOW


- ✦ Rod type fitment
- ✦ Ideal for deluxe, semi-fowler, economical beds
- ✦ Design registration & patent awaited
- ✦ Can be used as a replacement of metal head bows
- ✦ Centre distance :  
**850mm | 869mm | 885mm | 900mm** (+/- 2mm)
- ✦ Rod dia 32mm Metal



### RAKSHA 6 + SAHARA 3

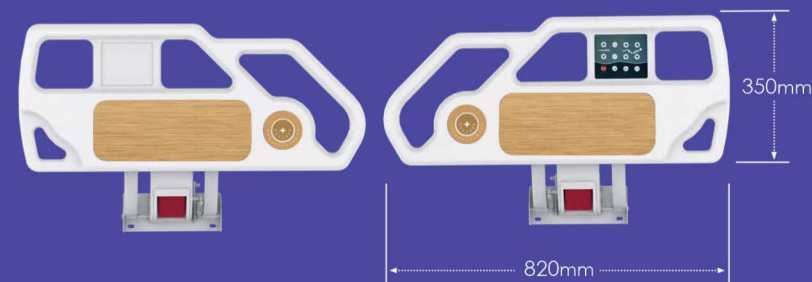
- ♦ Ideal for ICU 3/4/5 function
- ♦ Ideal for premium beds
- ♦ With provision of remote panels

**Note :** We do not manufacture beds. We only deal in plastic components / spare parts



### RAKSHA 6 (M6) HEAD/FOOTBOW

- ♦ Robust, ergonomic, aesthetic, smooth finish rod type fitment
- ♦ Centre distance : **694mm** (+/- 2mm)
- ♦ Design registration No : **357222-001**
- ♦ Rod dia - 16mm Metal & 32mm Plastic



### SAHARA 3 (MSR3) SIDE RAILING

- ♦ Duck down railing with bracket mechanism and provision of embedded remote panel and PCB
- ♦ Push capacity of 80 kgs
- ♦ Provision of angle indicator
- ♦ Design registration No : **355150-001**






### RAKSHA 7 + SAHARA 4

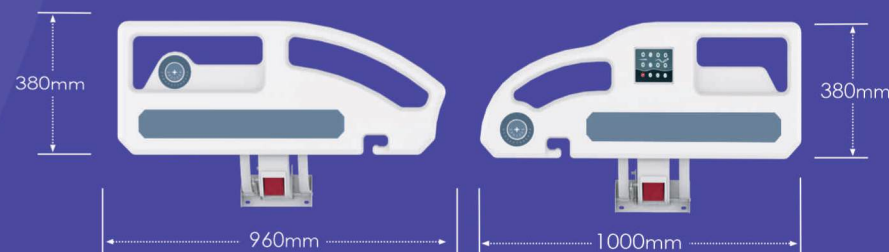
- ✦ Ideal for ICU 5 function
- ✦ Ideal for premium beds
- ✦ with provision of remote panels

**Note :** We do not manufacture beds. We only deal in plastic components / spare parts



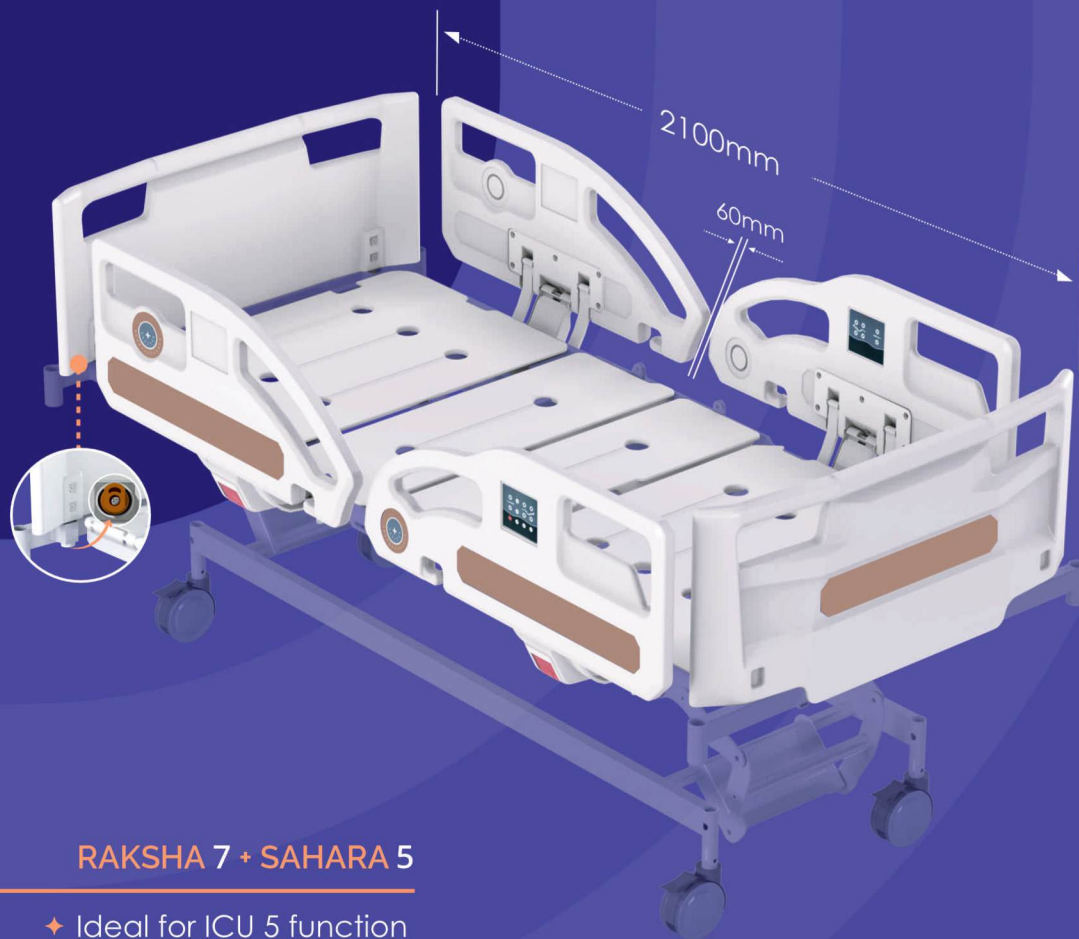
### RAKSHA 7 (M7) HEAD/FOOTBOW

- ✦ Elegant design, eye-catching contours & profile, good finish, strong body with
- ✦ Centre Distance – **694 mm** (+/- 2mm)
- ✦ Design registration No : **372058-001**
- ✦ Rod dia - 16mm Metal, 28.5mm Metal (Locking mechanism available), 32mm Metal



### SAHARA 4 (MSR4) SIDE RAILING


- ✦ Duck down railing with bracket mechanism and provision of embedded remote panel and PCB
- ✦ Elegant design, eye-catching contours & profile, good finish, strong body
- ✦ Push capacity of 80 kgs
- ✦ Provision of angle indicator
- ✦ Design registration No : Head Side: **372059-001**  
Leg Side: **372060-001**



### RAKSHA 7 + SAHARA 5

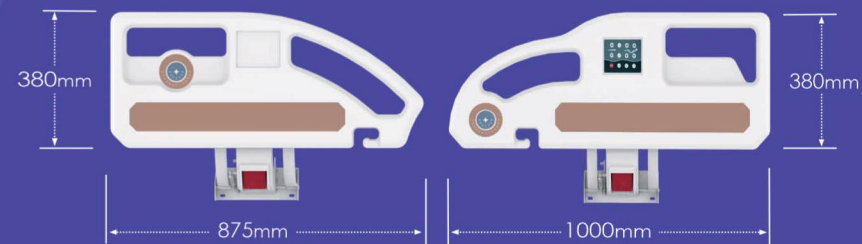
- ✦ Ideal for ICU 5 function
- ✦ Ideal for premium beds
- ✦ with provision of remote panels

**Note :** We do not manufacture beds. We only deal in plastic components / spare parts



### RAKSHA 7 (M7) HEAD/FOOTBOW

- ✦ Elegant design, eye-catching contours & profile, good finish, strong body with
- ✦ Centre Distance – **694 mm** (+/- 2mm)
- ✦ Design registration No : **372058-001**
- ✦ Rod dia - 16mm Metal, 28.5mm Metal (Locking mechanism available), 32mm Metal



### SAHARA 5 (MSR5) SIDE RAILING


- ✦ Duck down railing with bracket mechanism and provision of embedded remote panel and PCB
- ✦ Elegant design, eye-catching contours & profile, good finish, strong body
- ✦ Push capacity of 80 kgs
- ✦ Provision of angle indicator



### RAKSHA 7 + SAHARA 6

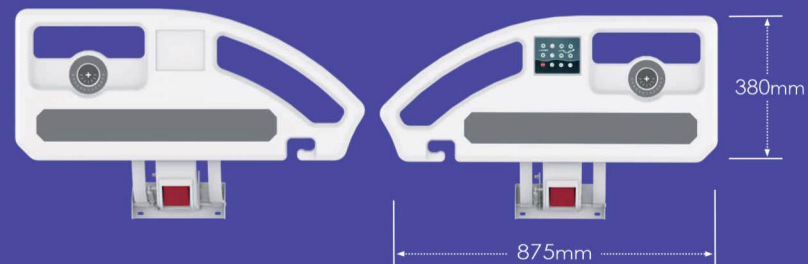
- ♦ Ideal for ICU 5 function
- ♦ Ideal for premium beds
- ♦ with provision of remote panels

**Note :** We do not manufacture beds. We only deal in plastic components / spare parts



### RAKSHA 7 (M7) HEAD/FOOTBOW


- ♦ Elegant design, eye-catching contours & profile, good finish, strong body with
- ♦ Centre Distance – **694 mm** (+/- 2mm)
- ♦ Design registration No : **372058-001**
- ♦ Rod dia - 16mm Metal, 28.5mm Metal (Locking mechanism available), 32mm Metal



### SAHARA 6 (MSR6) SIDE RAILING

- ♦ Duck down railing with bracket mechanism and provision of embedded remote panel and PCB
- ♦ Elegant design, eye-catching contours & profile, good finish, strong body
- ♦ Push capacity of 80 kgs
- ♦ Provision of angle indicator





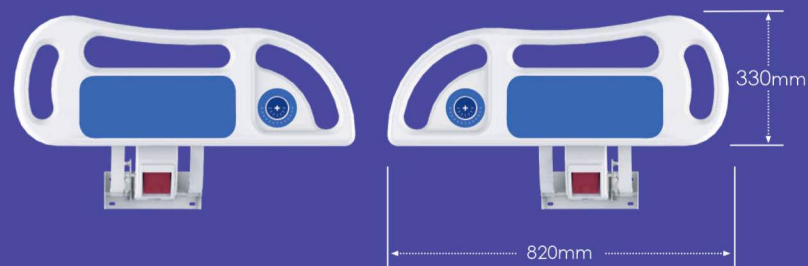
### RAKSHA 8 + SAHARA 1

- ♦ Ideal for metal beds
- ♦ General ward beds



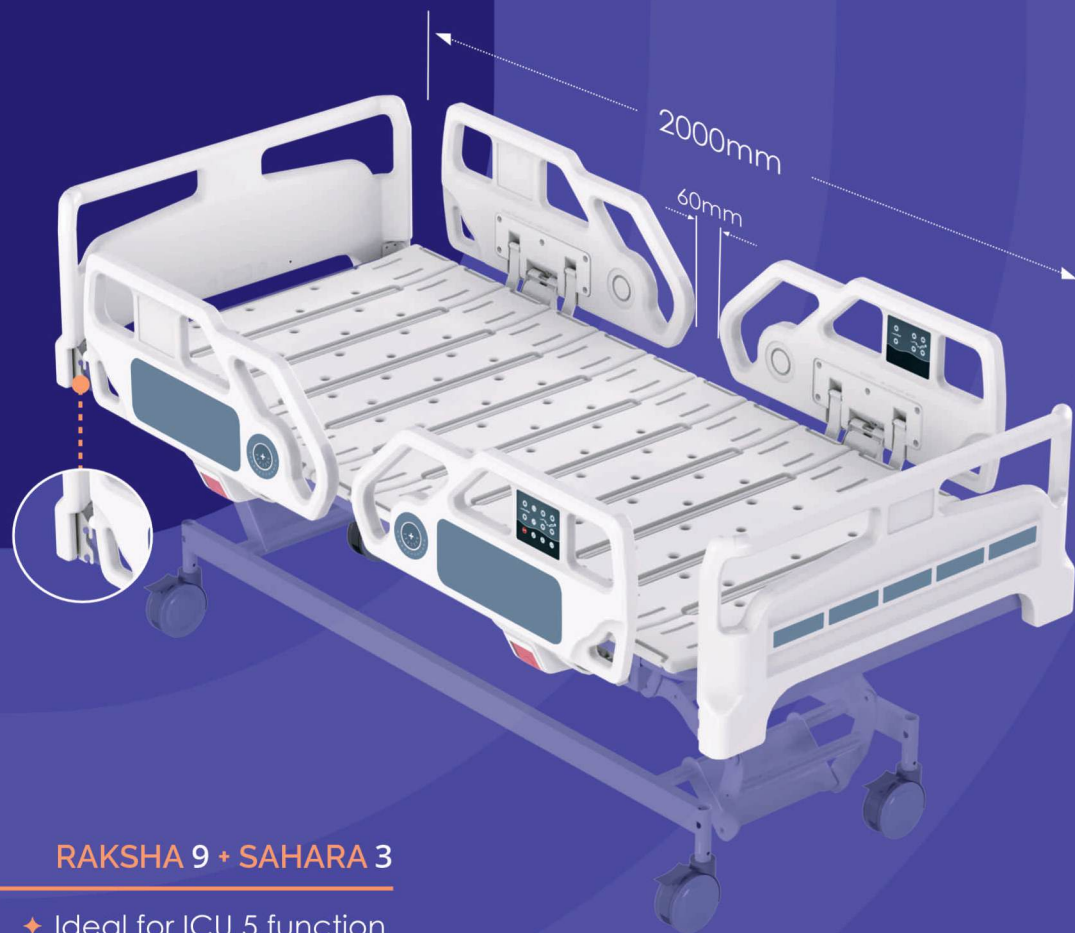
### RAKSHA 8 (M8) HEAD/FOOTBOW

- ♦ Clip type fitment
- ♦ Ideal for deluxe, semi-fowler, economical beds
- ♦ Centre distance : **910mm** (+/- 2mm)



### SAHARA 1 (MSR1) SIDE RAILING


- ♦ Duck down railing with bracket mechanism
- ♦ Push capacity of 80 kgs
- ♦ Provision of angle indicator



### RAKSHA 9 + SAHARA 3

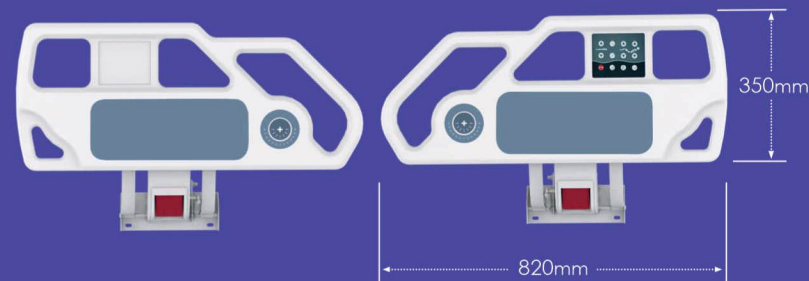
- ♦ Ideal for ICU 5 function
- ♦ Ideal for premium beds
- ♦ with provision of remote panels

**Note :** We do not manufacture beds. We only deal in plastic components / spare parts



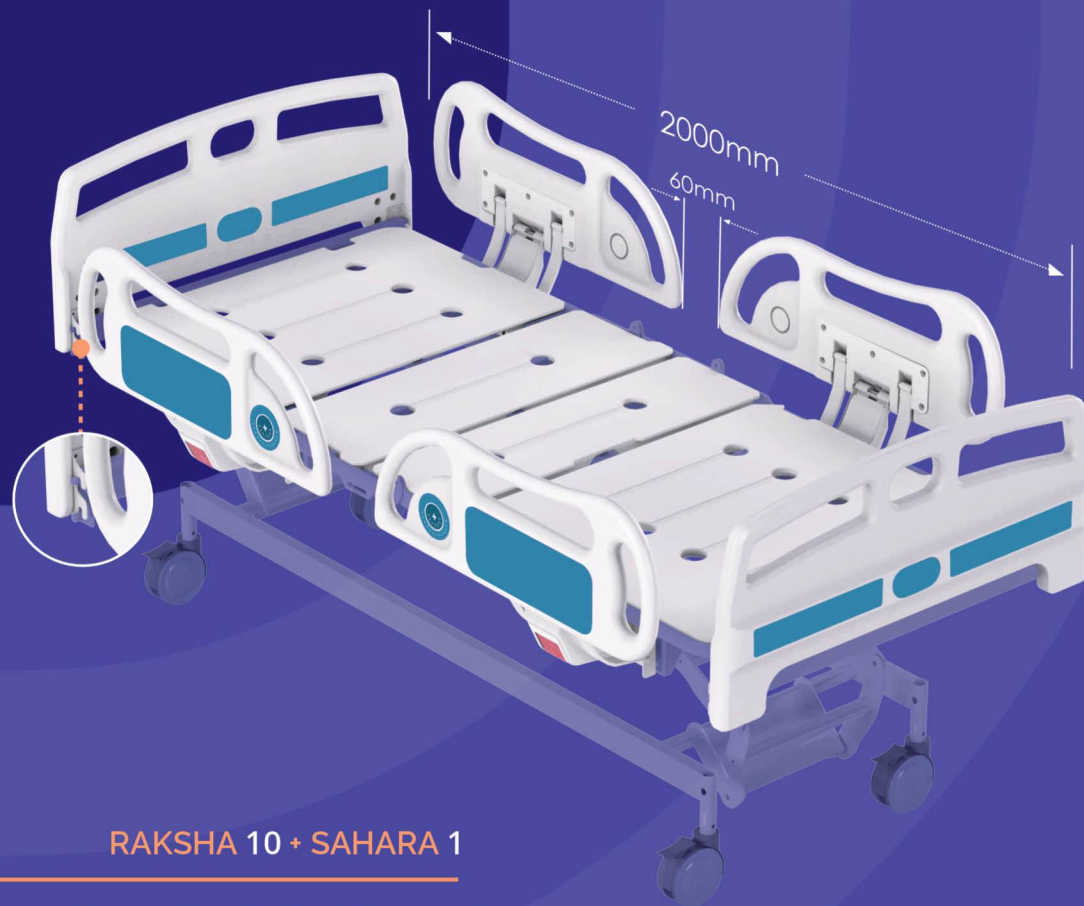
### RAKSHA 9 (M9) HEAD/FOOTBOW

- ♦ Robust, Ergonomic, Aesthetic, Smooth Finish
- ♦ Curved Head/ Foot bow - M9 with clip type fitment
- ♦ Centre distance : **910 mm** (+/- 2mm)
- ♦ Design registration No : **393796-001**




### SAHARA 3 (MSR3) SIDE RAILING

- ♦ Duck down railing with bracket mechanism and provision of embedded remote panel and PCB
- ♦ Push capacity of 80 kgs
- ♦ Provision of angle indicator
- ♦ Design registration No : **355150-001**



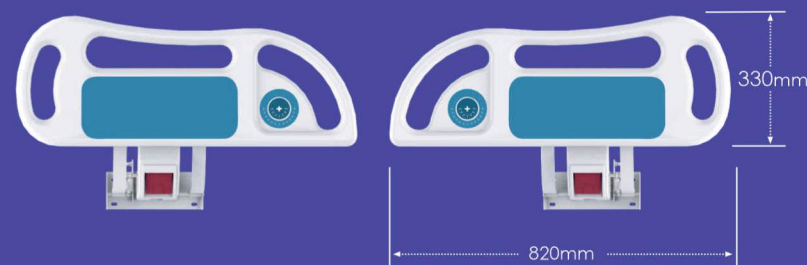
### RAKSHA 10 + SAHARA 1

- ♦ Ideal for ICU 3/4/5 function
- ♦ Variety of stickers colours available



### RAKSHA 10 (M10) HEAD/FOOTBOW

- ♦ Elegant design, eye-catching contours & profile, good finish, strong body
- ♦ Clip type fitment available
- ♦ Centre distance - Clip Fitment - **910 mm** (+/- 2mm)
- ♦ Design registration No : **423562-001**



### SAHARA 1 (MSR1) SIDE RAILING

- ♦ Duck down railing with bracket mechanism
- ♦ Push capacity of 80 kgs
- ♦ Provision of angle indicator





### RAKSHA 11 + SAHARA 7

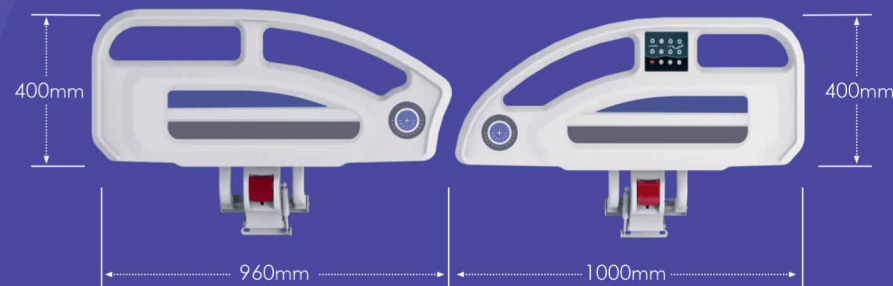
- ♦ Ideal for ICU 5 function
- ♦ Ideal for premium beds
- ♦ with provision of remote panels

**Note :** We do not manufacture beds. We only deal in plastic components / spare parts




### RAKSHA 11 (M11) HEAD/FOOTBOW

- ♦ Elegant design, eye-catching contours & profile, good finish, strong body
- ♦ Centre Distance – 694 mm (+/- 2mm)
- ♦ Design registration No : **438912-001**
- ♦ Rod dia - 16mm Metal, 28.5mm Metal (Locking mechanism available), 32mm Metal



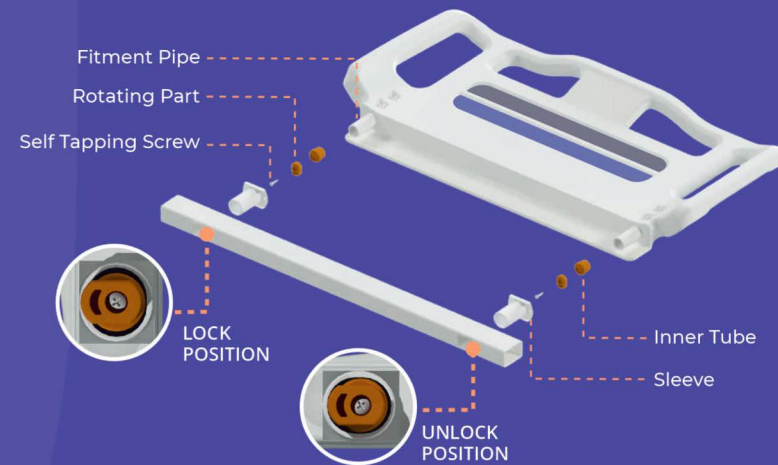
### SAHARA 7 (MSR7) SIDE RAILING

- ♦ Elegant design, eye-catching contours & profile, good finish, strong body
- ♦ Push capacity of 80 kgs
- ♦ Provision of angle indicator
- ♦ Design registration No : Head Side: **440234-001**  
Leg Side: **440232-001**



### RAKSHA 11 + SAHARA 8

- ✦ Ideal for ICU 5 function
- ✦ Ideal for premium beds
- ✦ with provision of remote panels



### RAKSHA 11 (M11) HEAD BOW LOCKING MECHANISM



### SAHARA 8 (MSR8) SIDE RAILING

- ✦ Elegant design, eye-catching contours & profile, good finish, strong body
- ✦ Push capacity of 80 kgs
- ✦ Provision of angle indicator
- ✦ Design registration No : **438911-001**




### SETU 1 (BED BOARD PLANK)

- ♦ 10 section mattress platform for hospital beds
- ♦ Easy to assemble
- ♦ Easy to clean / wash
- ♦ Made out of ultra high density poly ethylene



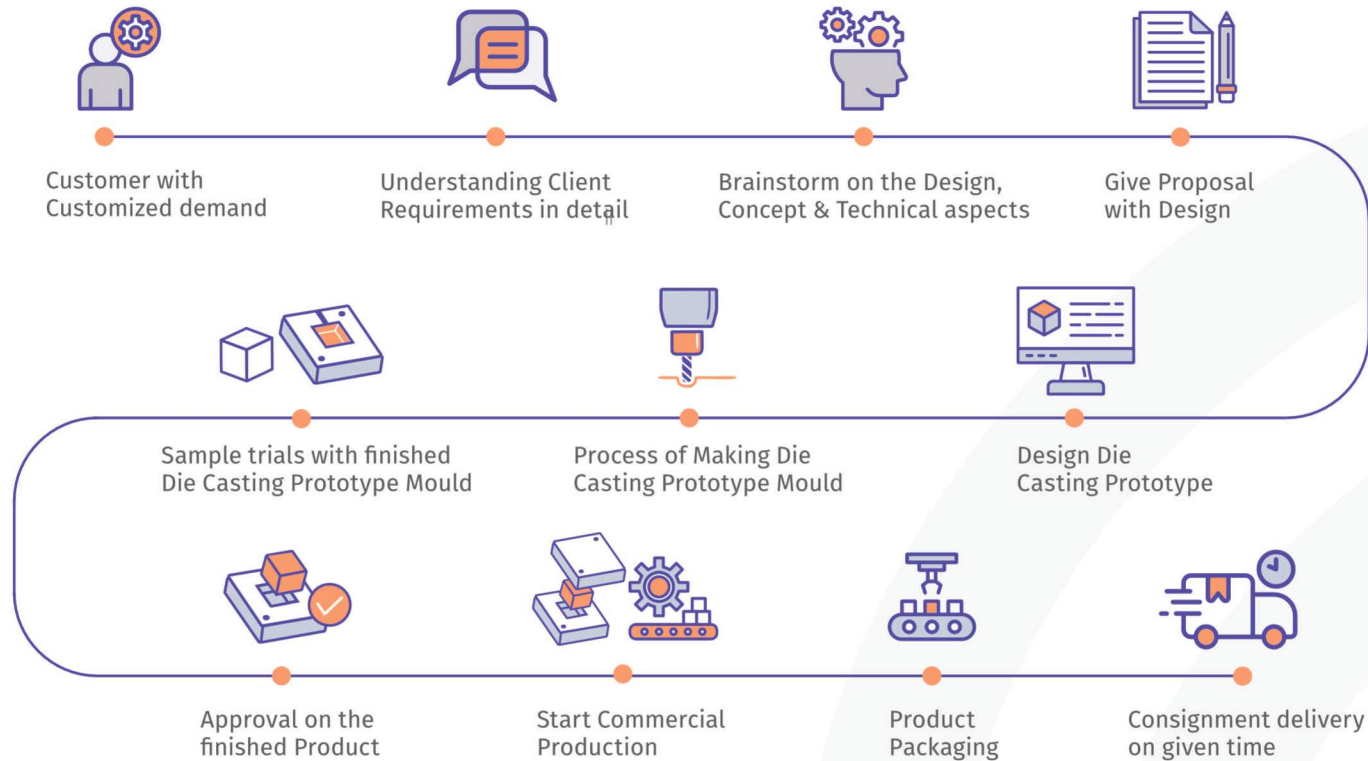




**Note :** All parts dimensions may vary +/-2mm

## SETU 2 (BEDLINER)

- ◆ 4 section mattress platform for hospital beds
- ◆ Easy to assemble
- ◆ Easy to clean / wash
- ◆ Lightweight but very sturdy
- ◆ Made out of ultra high density poly ethylene
- ◆ Modular system enables time saving during bed manufacturing
- ◆ Suitable for bed size 2270\*942mm



## CUSTOM MOLDING SERVICES

Recognized for its outstanding performance and consultative approach, we offer various customized options to our clients at the best price.

We provide customized molding solutions to our customers to specifically meet customer requirements and gain an advantage over competitors and based on market trends. We also design and provide technical assistance at every stage of mold development to ensure correct and precise solutions.

# CUSTOM MOLDED PRODUCTS



We make sure that your customized product designs remain confidential & protected from other competitors





## OVER BED TABLE TOP - RAHAT 1

- ♦ Blow molded bed table top
- ♦ Provision to keep a cup or glass
- ♦ Robust, light and easy to assemble
- ♦ Effortless cleaning and maintenance
- ♦ Available in attractive colors



## OVER BED TABLE TOP - RAHAT 2

- ♦ Two-piece foldable blow moulded bed table top with provision to keep a cup or glass
- ♦ Towel hanger and tablet/mobile space given
- ♦ Curvature given at the periphery to avoid spillage
- ♦ Step given at the partition between the two pieces to capture any spillage
- ♦ Effortless cleaning and maintenance
- ♦ Robust, light and easy to assemble
- ♦ Design registration No : **440233-001**
- ♦ Available in attractive colors





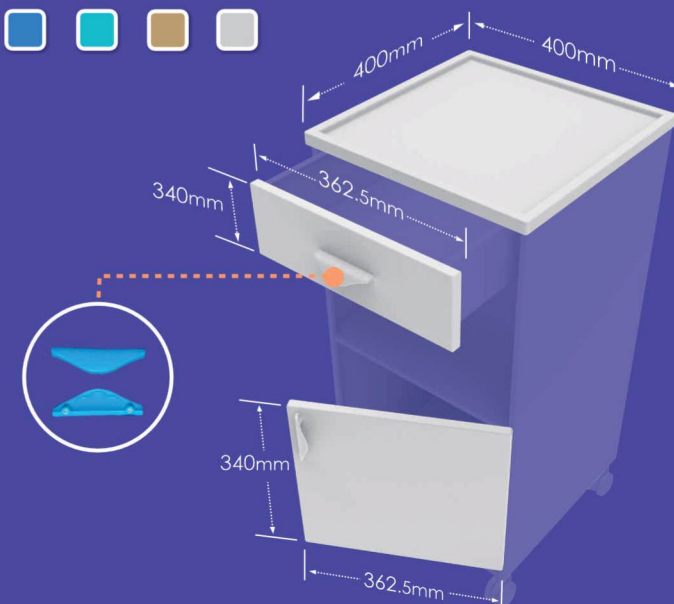
## PATIENT REPORT HOLDER - MPRH


- ♦ A must need in every bed
- ♦ Made from high density plastic
- ♦ Suitable for all types of beds
- ♦ Gaps available at the corners for easy cleaning
- ♦ Provision available for hanging on the head bow as well as wall mounted

**Note :** We do not manufacture beds. We only deal in plastic components / spare parts

## BED SIDE LOCKER PARTS - RUDRA

- ♦ Blow moulded bed side locker parts (top, drawer, door) made from a mold
- ♦ Huge environmental saving as no wood is required
- ♦ Enables faster production
- ♦ Excellent surface finish, scratch proof and pre-molded inserts on parts
- ♦ The door is pre-installed with a permanent metal plate for the magnet on the locker
- ♦ Drawer and door handles are strong and reliable
- ♦ Available in attractive colors





## RESCUE & SAFETY EQUIPMENT

### JIVAN SPINE BOARD & HEAD IMMOBILIZER

- ✦ Mitsu CE certified column board: in line with European standard
- ✦ The product has had phenomenal acceptance in pre-hospital trauma care, to provide rigid support during movement of a patient with suspected spinal or extremity injuries.

### FEATURES


- ✦ CE certified spine board- in line with European standard
- ✦ Withstands up to 300 kgs
- ✦ Available with 3 belts & grooves to hold the board (Spider straps available on demand)
- ✦ Rigidity- long life and light
- ✦ Light weight to carry
- ✦ Floatation in case of only foam filled spine board
- ✦ Resistance to bump and corrosion
- ✦ Does not absorb Liquids
- ✦ Immune to infiltration
- ✦ Easy to clean (water and soap are enough)
- ✦ Translucent
- ✦ Homogeneity with X- Ray.
- ✦ Seamless molding to eliminate ingress of fluid
- ✦ Avoids splintering and cracking
- ✦ Rigid support during movement of a patient with suspected spinal or limb injuries, ambulance services and lifeguards
- ✦ Better in strength, user friendly & comply with exacting global medical standards




## A WORD OF CAUTION.

---

Please be cautious of duplicate/ spurious material.  
Always check for genuine “**MITSU**” Hospital bed and  
furniture parts.



"At the end of the day, what  
matters is the value for money.  
At Mitsu, you pay for almonds,  
you get almonds"



# COUNTRIES WE EXPORT TO

---

- ✦ Canada
- ✦ Egypt
- ✦ France
- ✦ Germany
- ✦ Indonesia
- ✦ Poland
- ✦ Portugal
- ✦ Saudi Arabia
- ✦ Singapore
- ✦ Turkiye
- ✦ United Kingdom





## **MITSU CHEM PLAST LTD**

Blow Molding | Injection Molding | Custom Molding

### **CORPORATE OFFICE**

329, Gala Complex, Din Dayal Upadhyay Road,  
Mulund (W), Mumbai - 400 080, India.  
+91 22 2592 0055 | +91 22 25 92 0077  
Email: sales@mitsuchem.com

### **FACTORIES**

Unit 1 & 2 - Tarapur | Unit 3 - Khalapur

[www.furnastra.com](http://www.furnastra.com) | [www.mitsuchem.com](http://www.mitsuchem.com)



Scan the QR code to download the  
**DIGITAL BROCHURE**