

# Mitsuchem Plast Ltd.

(Formerly known as Mitsu Chem Pvt. Ltd.)

329, Gala Complex, Din Dayal Upadhyay Road,  
Mulund (W), Mumbai - 400 080, Maharashtra, INDIA.

T : + 91 22 25920055 F : + 91 22 25920077

E : mcpl@mitsuchem.com W : www.mitsuchem.com

CIN : L25111MH1988PLC048925



Date: August 18, 2023.

BSE Limited  
Phiroze Jeejeebhoy Towers,  
Dalal Street  
Mumbai- 400001

Script Code : 540078

## **Sub: Submission of Annual Report of the Company for the Financial Year 2022-23 and Notice of the 35<sup>th</sup> Annual General Meeting.**

Dear Sir/Madam,

Pursuant to Regulations 30 and 34 of SEBI (Listing Obligations and Disclosure Requirements) Regulation, 2015, please find enclosed herewith the Annual Report of the Company for financial year 2022-23, including the Notice of the 35<sup>th</sup> Annual General Meeting of the Company scheduled on Thursday, September 14, 2023 at 4.00 p.m. IST through Video Conferencing or Other Audio Visual Means.

Kindly take the same on records.

Thanking you.

Yours truly,

**FOR MITSU CHEM PLAST LIMITED**

**Ankita Bhanushali**  
**Company Secretary**  
*Encl: as above*

#### Manufacturing Units

Unit-I: N-83/84, MIDC, Tarapur,  
Boisar, Dist. Palghar -401506.  
Maharashtra.

Unit-II: J-237, MIDC, Tarapur,  
Boisar, Dist. Palghar -401506.  
Maharashtra.


Unit-III: Plot No. 24/11, 24/12, 24/15, 24/8B & 25/1,  
Village-Talavali ( Lohop) , Post: Majgaon,  
Opp. Birla Carbon Ind.P Ltd., Tal. Khalapur,  
Dist: Raigad, Pin: 410220. Maharashtra, India.

• Industrial Containers • Furniture Parts • Automotive Parts • Medical Devices etc.

**Blow Molding | Injection Molding | Custom Molding**

# TOMORROW'S SOLUTIONS, TODAY'S READINESS.

---



# Across the Pages



## Corporate Overview ————— 01-25

Tomorrow's Solutions, Today's Readiness.	01
One Of The Most Innovative Plastic Molded Product Manufacturers In India With A Focus On Sustainability	02
The Evolution Of Mitsu Chem Plast	04
Profits And Margins	06
Broad Spectrum Of Offerings	08
Reliable And Efficient Testing Services	10
State-Of-The-Art Manufacturing Infrastructure	12
Emerging Trends And Opportunities	14
Chairman's Perspective	16
Environmental Stewardship Overview	18
Community Engagement And Empowerment	20
Commitment To Good Governance	22
Industry Honours And Awards	24
Corporate Information	25



## Statutory Reports ————— 26-98

Director's Report	26
Management Discussion And Analysis Report	39
Report on Corporate Governance	47
Business Responsibility and Sustainability Report	63



## Financial Statements ————— 99-167

Independent Auditor's Report	99
Balance Sheet	107
Statement of Profit & Loss	109
Cash Flow Statement	110
Statement of Changes in Equity	113
Notes to the Financial Statements	115



## Notice ————— 168 - 177

For more investor-related information please visit

<https://mitsuchem.com/investors/annual-report>



Or To view the online version of the Report, simply scan the QR Code

### Investor Information

Market Capitalisation as on March 31,2023	: ₹ 175.9 crore
CIN	: L25111MH1988PLCO48925
BSE Code	: 540078
Bloomberg Code	: MITSU:IN
Dividend Declared	: ₹ 0.20/- per equity share
AGM Date	: September 14, 2023
AGM Venue	: Video Conferencing/Other Audio Visual Mode ('OAVM')

### Disclaimer:

This document contains statements that are forward-looking about expected future events and financials of Mitsu Chem Plast Limited. By their nature, forward-looking statements require the Company to make assumptions and are subject to inherent risks and uncertainties. There is a significant risk that the assumptions, predictions and other forward-looking statements may not prove to be accurate. Readers are cautioned not to place undue reliance on forward-looking statements as a number of factors could cause assumptions, actual future results, and events to differ materially from those expressed in the forward-looking statements. Accordingly, this document is subject to the disclaimer and qualified in its entirety by the assumptions, qualifications, and risk factors referred to in the Management Discussion and Analysis section of this Annual Report.





## Tomorrow's Solutions, Today's Readiness.

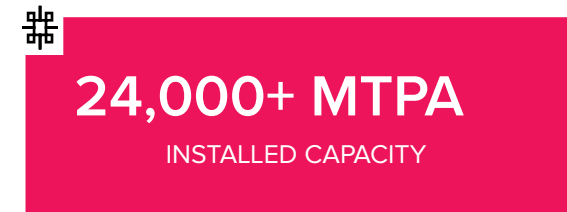
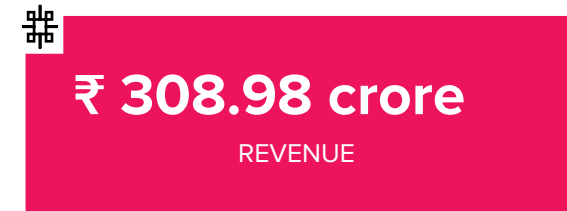
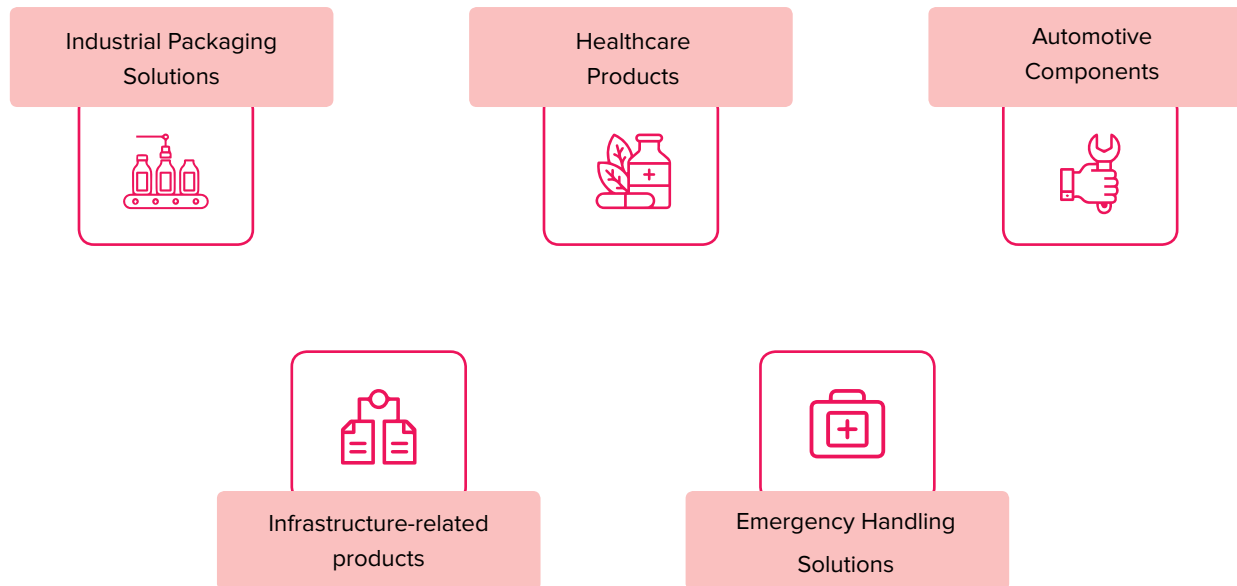
At the core of Mitsu Chem Plast's philosophy nestles a thought that resonates, 'Tomorrow's Solutions, Today's Readiness.' The Company demonstrates a deep understanding of the significance of proactive measures in addressing future challenges, emphasising preparedness as a top priority. Through consistent investments in research and development, Mitsu Chem Plast ensures that its solutions are not only forward-thinking but also sustainable. The Company's persistent focus on readiness through new product launches, provides customers with the assurance that they can rely on the Company's innovative technologies to meet the demands of tomorrow, granting them a competitive advantage in a rapidly evolving global landscape.



# One of the most innovative plastic molded product manufacturers in India with a focus on sustainability

Mitsu Chem Plast Limited (referred to as 'Mitsu Chem Plast' or 'The Company') has emerged as one of the leading manufacturers of world-class plastic Blow Molded and Injection Molded products, catering to a wide range of sectors. The Company is engaged in the business of manufacturing and marketing technically driven, innovative products. With this, it takes pride in having one of the widest ranges of packaging products, ensuring best-in-class quality. With this commitment to delivering high-quality products and innovative solutions, Mitsu Chem Plast has become a trusted name among Original Equipment Manufacturers (OEMs).

Moreover, with the Company's state-of-the-art facilities, it has established itself as a pioneer in the manufacturing of hospital beds components and ancillary furniture, providing essential support to the healthcare sector. Additionally, it excels as a customised furniture solution provider, crafting tailor-made furniture solutions for commercial spaces with in-house testing and quality control systems and machines.





**500+**  
CLIENTS



**MORE THAN 30**  
FORTUNE (INDIA) 500 CUSTOMERS



**500+**  
SKU'S



**300+**  
EMPLOYMENT GENERATION



## Mission

To challenge ourselves continuously to innovate and create value for people associated with us beyond their expectations and become one of the finest global company.

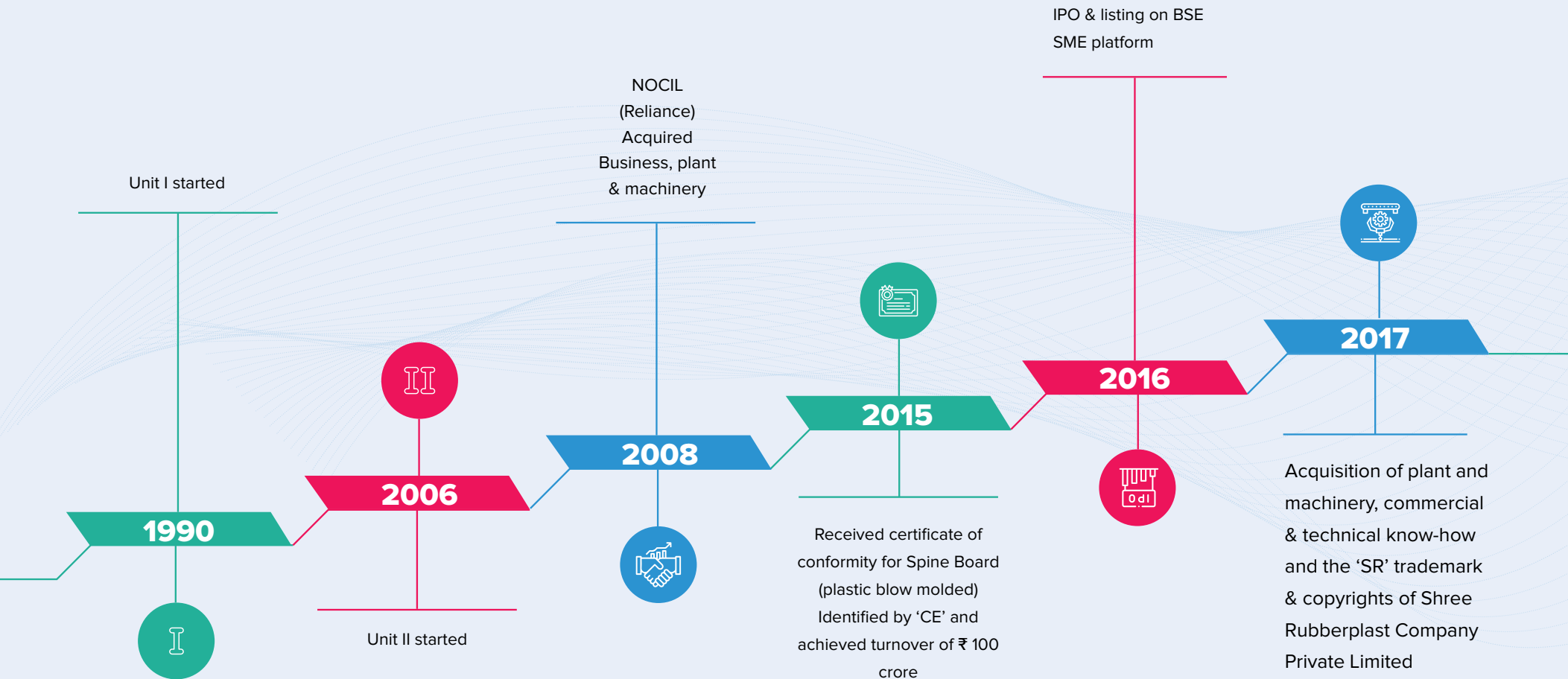


## Core Values

- ◆ Quality Consciousness
- ◆ Customer Delight
- ◆ Innovations
- ◆ Cost Cutting but No Cutting Corners
- ◆ Value Engineering
- ◆ Environment-Friendly
- ◆ Employee Welfare

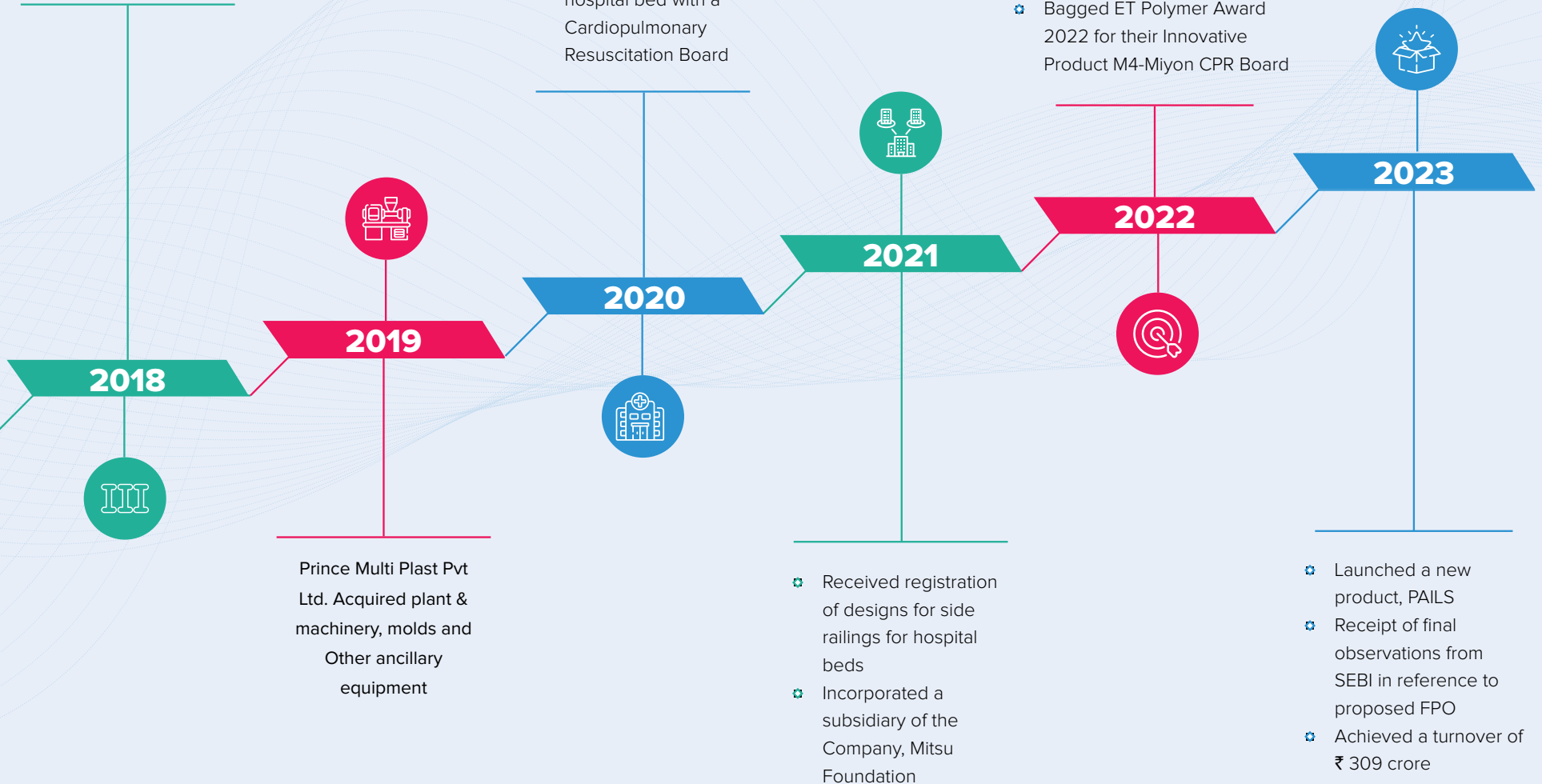
Mitsu Chem Plast's resilient dedication to its vision, mission, and core values sets it apart in the industry. With a customer-centric approach and a drive for continuous improvement, the Company aims to deliver beyond expectations, ensuring a strong global presence and a lasting impact in the plastics molding industry.

# The Evolution of Mitsu Chem Plast





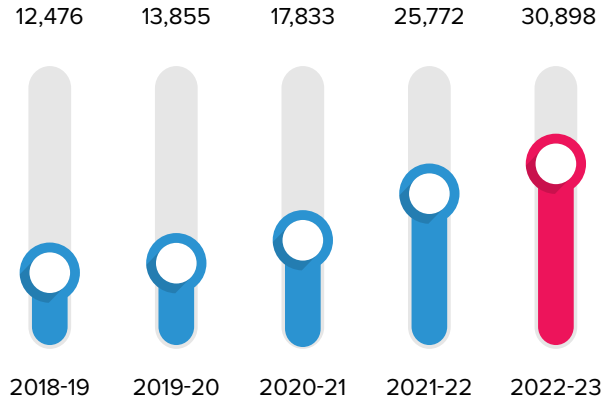
Initiated the expansion  
of Unit III at Khalapur



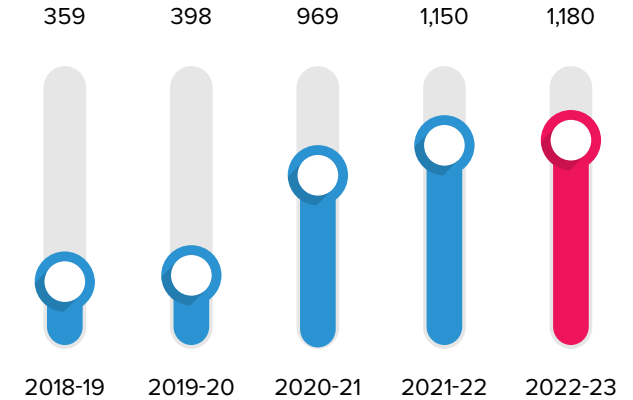


# Profits and Margins

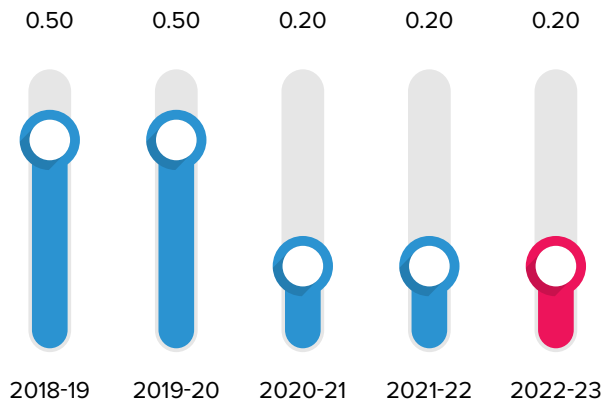
Revenue (₹ in lakhs)



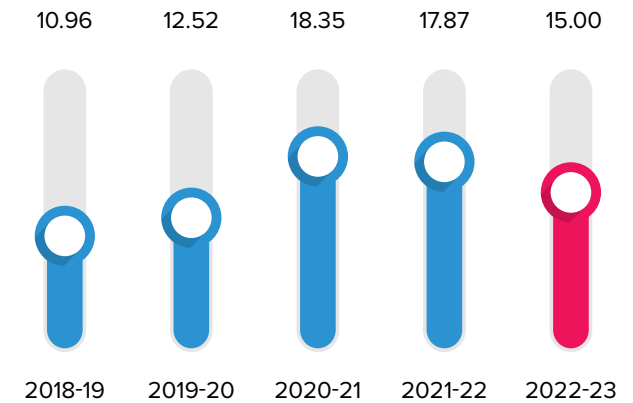
PAT (₹ in lakhs)



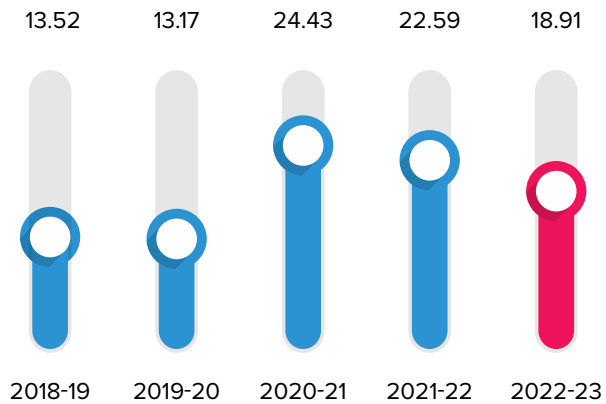
Dividend (₹)



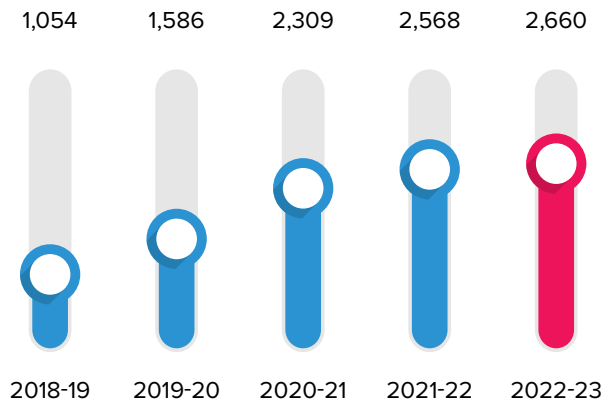
ROCE (%)



Return on Equity (%)



EBIDTA (₹ in lakhs)



# Broad Spectrum of Offerings

Mitsubishi Chem Plast's dedication to sustainability and innovation enables it to offer an extensive range of customised products and solutions. The Company works closely with clients to design and manufacture plastic components using cutting-edge technology and eco-friendly practices, ensuring high-quality offerings that meet diverse customer needs. By prioritising environmental responsibility, Mitsubishi Chem Plast not only satisfies customer demands but also actively contributes to a greener future.

## Molded Industrial Packaging:

The Company produces a range of molded industrial packaging products, such as plastic containers, drums, pallets, totes, and other containers. It specialises in producing molded industrial packaging solutions. These containers are designed to meet the specific needs of industries, such as chemicals, pharmaceuticals, and food processing, among others. Leveraging its in-house capabilities, Mitsubishi Chem Plast ensures these containers are durable, leak-proof, and resistant to harsh environmental conditions.

The Company has expanded its product range with the addition of pail containers, versatile packaging solutions for liquids, powders, and solids, renowned for their durability, convenience, and reliable sealing.




## Hospital Furniture Parts:

With a focus on delivering customised solutions, Mitsubishi Chem Plast specialises in manufacturing plastic components used in hospital furniture. The products not only meet functional requirements but also offer pleasing aesthetics and finishes that can be tailored to suit different designs, décors, and colour schemes. The Company is committed to ensuring that its hospital furniture parts meet the stringent quality and safety standards required for healthcare environments.

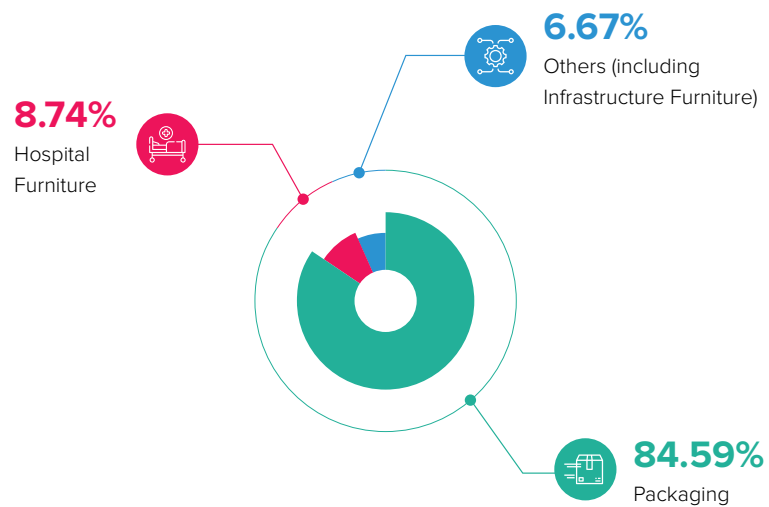


### Others:

Mitsu Chem Plast effectively meets the polymer-based product demands of various industries, including infrastructure. The Company specialises in manufacturing plastic parts for chairs used in schools, buses, and sports stadiums, as well as medical devices like pregnancy kits, malaria kits, HIV kits, and inhalers, among others.



### Revenue Break-Up in Segments:



# Reliable and Efficient Testing Services

Mitsubishi Chem Plast showcases its relentless commitment to quality control by establishing an exclusive in-house testing facility as per IS: 6312 and UN-approved standards. With cutting-edge automated machines and skilled operators, the facility ensures efficient utilisation and precise outcomes. Through rigorous testing at different production stages, the Company consistently delivers superior products that surpass customer expectations.



## Melt Flow Index (MFI) Testing:

The raw materials used in production, such as HDPE, HMHDPE, and Master batches, are tested using a Melt Flow Indexer. This test measures the flow properties of the materials to ensure they meet the required standards before being used in production. The results of these tests are recorded and kept for future reference.



## Drop Testing:

Mitsubishi Chem Plast has a state-of-the-art automatic Drop tester. Containers filled with water are dropped from various heights and angles to simulate real-life scenarios and test the durability of the products. This test ensures that the containers can withstand potential impacts during handling, transportation, or accidental falls.



## Closure Leakage Testing:

To check for leakage from closures, filled containers are placed upside down on the floor for one hour. This test verifies that the closures effectively seal the containers, preventing any liquid from leaking out.



## Dimension Testing:

Dimensional analysis is performed to guarantee that the containers meet the required specifications. In this, all aspects of the containers' dimensions are examined. This includes measuring the length, height, major thread, minor thread, neck height, internal dimensions, width, and breadth of the article.



## Visual Testing:

The containers undergo visual testing to check various aspects, such as colour, weight, fitment (how well the parts fit together), and packing size, among others. This examination ensures that the containers meet the visual requirements and are free from any visible defects.



## Pin Hole Testing:

Pinhole testing is a method of testing the integrity of containers by subjecting them to air pressure. In this test, the containers are pressurised with air at 0.35 kg/sq. cm for a duration of one minute to detect any potential leaks or ruptures. This ensures that the containers are free from any defects or damages that could compromise their contents.



## Fitment Testing:

The fitment test ensures that the accessories, such as lids, caps, or additional components, are properly fit and align with the products as per the customer's requirements. This test is specifically conducted on containers, bottles, and furniture products to check the proper fitting of their respective accessories. This guarantees that the containers or furniture pieces are fully functional and meet the desired specifications.





## Well-Certified Plants



Petroleum & Explosive Safety  
Organisation (PESO)



CE Certificate



5-S Implementation



QC Methodology



Online Testing/PdI/Capa



Member of Together for  
Sustainability

# State-of-the-Art Manufacturing Infrastructure

Mitsu Chem Plast commenced manufacturing operations with a modest unit in Tarapur in 1990 and has since grown its manufacturing capabilities by adding two more units, including a cutting-edge facility in Khalapur in 2019, to serve niche products. Presently, with three manufacturing units, the Company has substantially enhanced its production capacity and infrastructure to promote sustainable and responsible business expansion.



**20,000 sq. Ft. – Tarapur**

Unit I



**36,000 sq. Ft. – Tarapur**

Unit II



**96,000 Sq. Ft. – Khalapur**

Unit III

To enhance service and convenience for clients in North and South India, Mitsu Chem Plast has established depots in Delhi and Hyderabad, respectively. These strategic locations enable the Company to effectively cater to the needs of its clients.

## Production Capacity



**24,000+ MTPA**

Installed Capacity



**1,52,000+ SQ. FT.**

Manufacturing Site



**46**

Blow Molding Machines



**18**

Injection Molding Machines



## Integrated Management System

Mitsu Chem Plast's core policy is to provide top-quality products, resulting in a successful journey of 33 years. The products have obtained certifications for various aspects, including design, manufacture, and supply of plastic containers, automotive parts, furniture parts, healthcare products, and hospital furniture. These certifications establish the Company's high-quality standards, offering clients reassurance about the excellence of its products.



ISO 9001:2015 (QMS)  
Quality



ISO 14001:2015 (EMS)  
Environment



ISO 13485:2016 (MDQMS)  
MDQMS



ISO 45001:2018 (OHSMS)  
Safety



Certificate of Conformity for  
Spine Board (CE)  
Quality Standard

# Emerging Trends and Opportunities

Mitsu Chem Plast is dedicated to pursuing sustainable and long-term growth by actively seeking key opportunities for expansion. The Company's focus is on identifying and capitalising on the following growth prospects:

-  Healthcare
-  Automotive Industry
-  Packaging
-  Paint Industry
-  Personal Care
-  E-Commerce
-  Environmental Landscape

## Healthcare

The healthcare industry presents a significant opportunity for the blow molded plastics industry due to the rising demand for healthcare products and the increasing emphasis on safety and quality. In the production of medical devices, including inhalers, syringes, and other containers for pharmaceuticals and medicines, the use of blow molded plastics is a common practice. This creates a favourable market environment for the blow molded plastics industry to supply the healthcare sector with innovative and compliant solutions.



## Automotive Industry

The demand for lightweight and fuel-efficient vehicles is driving the growth of the blow molded plastics industry in the automotive sector. Blow molded plastics are used to manufacture automotive components like fuel tanks, air ducts, and dashboards. The blow mold and tooling costs, versatility in product size/shape, and easy external threading make it ideal for high-volume production, resulting in significant growth opportunities.



## Packaging

Blow molded plastics are widely used in the packaging industry for the production of containers, bottles, and other packaging products. The increasing demand for packaged food, beverages, and personal care products, along with the growing trend of online shopping, is expected to drive the demand for blow molded plastics in the packaging industry.



## Paint Industry

Blow molded plastics provide the durability and chemical resistance needed for paint containers, which are in high demand due to the growing construction industry and demand for protective coatings. This presents an opportunity for the blow molded plastics industry to supply the paint industry with high-quality containers, further expanding its market reach.







### Personal Care

Blow molded plastics present significant opportunities in the personal care industry. They are widely used to manufacture durable and aesthetically pleasing bottles for various personal care products, such as shampoo, conditioner, and cosmetics. Furthermore, they are also utilised to produce home care product bottles with high chemical resistance for different cleaning agents and detergents.



### E-Commerce

Blow molded plastics are widely used in the e-commerce industry for the production of packaging products, such as shipping boxes, to ensure the safe delivery of products. The growing trend of online shopping and the increasing demand for sustainable packaging materials are expected to drive the demand for blow molded plastics in the e-commerce industry.



### Environmental Landscape

As environmental concerns continue to rise, the demand for sustainable and eco-friendly products is increasing. The blow molded plastics industry is capitalising on this opportunity by producing biodegradable containers and other products. Additionally, technological advancements are optimising the use of agents in injection molding machines, reducing energy and plastic waste. These trends present significant growth opportunities for the industry in the environmental landscape sector.



## Chairman's Perspective



My heart felt gratitude goes out to every single member of the Mitsu family. Your dedication, relentless pursuit of excellence, and willingness to work together have been pivotal to our achievements. United, we have demonstrated resilience, embraced change, and transformed challenges into opportunities.



### Dear Esteemed Stakeholders,

I extend my warmest greetings to each one of you, and I hope this message finds you in good health and high spirits. As we embark on a new chapter, I am honoured to address you and share the remarkable journey of Mitsu Chem Plast Limited, driven by our commitment to excellence and proactive adaptability.

In an ever-changing world, our commitment to innovation and staying at the forefront of industry trends has played a pivotal role in our accomplishments. By closely monitoring market dynamics and anticipating potential factors that could impact demand, we have implemented effective strategies and contingency plans to navigate risks and ensure sustained growth.



Our relentless pursuit of cost optimisation has been a cornerstone of our endeavours, allowing us to maintain profitability while driving revenue expansion. Through precise financial management, we have achieved significant milestones. In 2022-23, our total income soared to ₹ 308.98 crore, with an impressive EBITDA of ₹ 26.60 crore and a PAT of ₹ 11.80 crore.

At the heart of our continuous improvement process lies our constant focus on research and development. This focus fuels our drive for innovation and enables us to create enhanced product designs. As a testament to this commitment, we have recently introduced new additions to our cap and closure product line. Our TSV 40 caps boast a revolutionary feature—a spout or nozzle that facilitates controlled dispensing of contents. This unique characteristic makes them the perfect choice for the lubricant industry, catering to the packaging needs of engine oils, gear oils, and transmission fluids.

By understanding the evolving demands of our customers and striving to maintain a competitive edge, we ensure that our product offerings meet their specific requirements, while surpassing industry standards. Through our dedication to innovation and continuous product development, we remain poised to lead the market and serve our clients with cutting-edge solutions.

Mitsu Chem Plast extends its scope beyond its core business of manufacturing molded components and actively incorporates ESG (Environmental, Social, and Governance) and sustainability principles into every aspect of its operations and business systems. This



approach underscores the Company's commitment to being a responsible organisation and its role as an admirable steward of its clients' needs. By prioritising ESG and sustainability, Mitsu Chem Plast endeavours to bring about positive change in its surrounding environment.

In the face of a changing economic landscape, driven by technological advancements, the world has undergone significant transformations. This shift has underscored the importance of fostering an intersection between society,

companies, investors, and Governments to ensure ongoing economic stability and success. Mitsu Chem Plast recognises this crucial connection and understands that collaborative efforts among these stakeholders are essential for driving sustainable progress. By embracing this interconnectedness, the Company positions itself to navigate the challenges and opportunities presented by the evolving economic environment. The Company also contributes to the greater well-being of society at large.

My heart felt gratitude goes out to every single member of the Mitsu family. Your dedication, relentless pursuit of excellence, and willingness to work together have been pivotal to our achievements. United, we have demonstrated resilience, embraced change, and transformed challenges into opportunities.

As we move ahead, I am confident that Mitsu Chem Plast Limited will remain at the forefront of the industry, driven by our consistent commitment to excellence. With renewed determination, let us embrace this path, knowing that our collective efforts will shape a more promising tomorrow.

Thank you for your resolute support and commitment  
Sincerely,

**Jagdish Dedhia**

Chairman & Whole-Time Director,

Mitsu Chem Plast Limited

# Environmental Stewardship Overview

Mitsubishi Chem Plast is firmly committed to making a tangible difference in the environment and society by actively reducing its business' carbon footprint. In pursuit of this vision, the Company has taken proactive measures to identify and address areas that align with its sustainability goals. It believes that by taking concrete actions, it can contribute to a more sustainable future.

To fulfil Mitsubishi Chem Plast's organisational goals and honour its ESG (Environmental, Social, and Governance) commitments, it has undertaken several initiatives that demonstrate its dedication to sustainability.



## Energy Efficiency:

Mitsubishi Chem Plast has implemented energy-efficient practices across operations, such as optimising lighting systems, utilising energy-saving equipment, and adopting renewable energy sources wherever feasible. These measures help to reduce the Company's energy consumption and decrease greenhouse gas emissions.

- ❖ Installation of energy-efficient equipment and technological equipment to save energy
- ❖ Addition of a controller in the machine to switch off automatically during idle load, which saves power consumption
- ❖ Installed harmonic filter for reducing power factor & conversion
- ❖ Replaced all metal halide lights, sodium vapour lights, and PLC power lights with LED lights and motion sensor lights
- ❖ Used transparent polycarbonate sheets for roofing at the workplace for natural light penetration and increase in daylight for plants







## Waste Reduction and Recycling:

Mitsu Chem Plast has established comprehensive waste management systems to minimise waste generation and maximise recycling. Through responsible waste segregation, recycling programmes, and partnerships with recycling facilities, the Company is committed to reducing its environmental impact and promoting a circular economy.

The Company uses post-consumer resin, a plastic that has already been recycled and re-purposed for making it ready to use again.

Additionally, Mitsu Chem Plast has a reduce and reuse mechanism that facilitates the reuse of raw materials lost during the operations. For instance, during the moulding process, tonnes of pinch-off/in-house rejection is generated, which gets reused through grinding.




## Supply Chain Sustainability:

Mitsu Chem Plast actively collaborates with its suppliers to ensure that sustainability practices are integrated into its supply chain. By working together, the Company strives to promote responsible sourcing, ethical labour practices, and environmentally conscious manufacturing processes.



## Product Innovation:

Mitsu Chem Plast continuously invests in research and development to create innovative and sustainable products. By leveraging new materials, technologies, and design approaches, the Company aims to offer solutions that not only meet customer needs but also minimise environmental impacts throughout the product lifecycle.



# Community Engagement and Empowerment



## Hunger Eradication:



₹ 24,18,000

CONTRIBUTED TOWARDS CSR

With a strong objective to play a substantive role in eradicating hunger and poverty in rural areas, Mitsu Chem Plast has taken several initiatives to make a positive impact on the lives of the underprivileged. By addressing the immediate need for sustenance, the Company aims to alleviate the burden of hunger and ensure a basic level of nutrition for these families.

## GRAIN DISTRIBUTION AT VILLAGES



## Healthcare:

Recognising the importance of healthcare, Mitsu Chem Plast has collaborated with Trusts to organise various awareness programmes and campaigns aimed at promoting a healthier lifestyle and spreading awareness about common diseases and their prevention. By emphasising the significance of preventive healthcare, the Company seeks to empower individuals to take charge of their own well-being and adopt healthier way of living.

## GYNAECOLOGICAL SURGICAL CAMP 2023 INITIATIVE IN THE DOMAIN OF WOMEN'S HEALTH







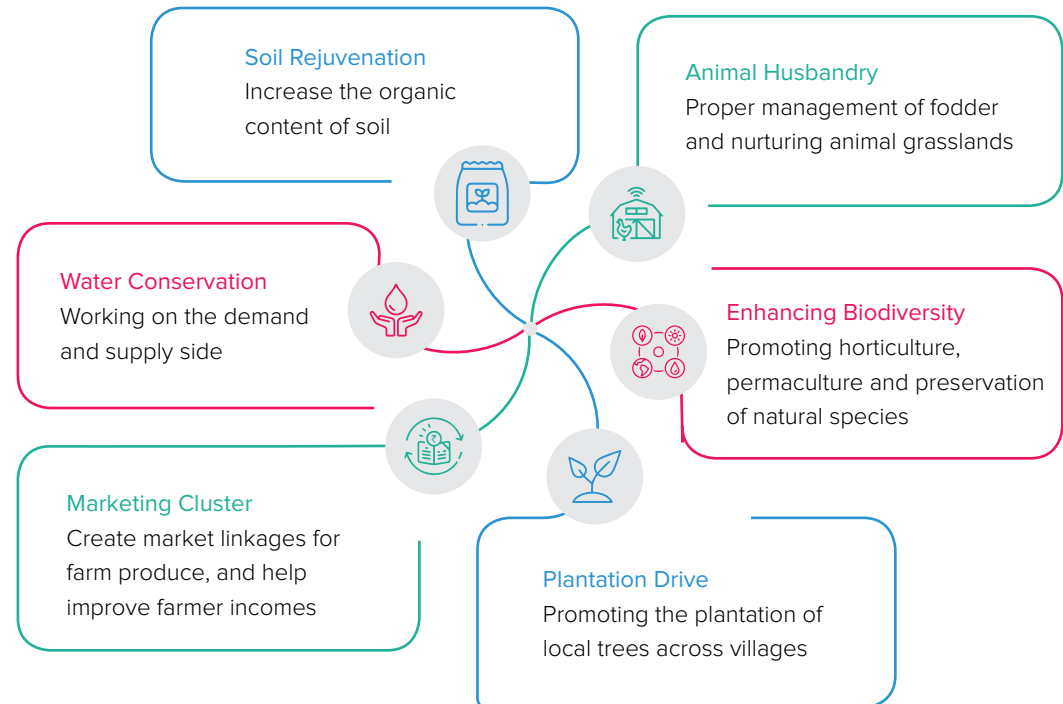
### Promotion of Sports:

Mitsu Chem Plast actively supports the promotion of sports. The Company believes that sports promote physical fitness, teamwork, and a healthy lifestyle. It fosters community engagement, empowers individuals, and instils values of discipline, perseverance, and fair play.



### Rural Area Development:

Mitsu Chem Plast takes pride in being a part of the Global Kachchh Initiative, which aims to address long-term and sustainable development in rural areas. This initiative, led by KRIDA and GVT, seeks to find sustainable solutions for the 360 degree development and upliftment of the Kutch region.



## Commitment to Good Governance.



**Mr. Jagdish L. Dedhia**

(Chairman & Whole-Time Director)

Mr. Jagdish Dedhia is one of the Promoters of the Company and is designated as Chairman & Whole-Time Director on the Board of the Company. He was appointed to the Board of the Company on April 12, 1990. He holds a bachelor's degree in science from Bombay University. He has more than three decades of experience in the plastic industry. He has played a pivotal role in the Company and has been instrumental in identification, negotiation, and implementation of new business opportunities.



**Mr. Sanjay M. Dedhia**

(Joint Managing Director)

Mr. Sanjay Dedhia is one of the Promoters of the Company and is designated as a Joint Managing Director on the Board of the Company. He has been on the Board of the Company since July 15, 1993. He has a diploma in Chemical Engineering from the Board of Technical Examination, Maharashtra. He has more than two decades of experience in the plastic industry, and is responsible for overseeing sales and business development within the Company.



**Mr. Manish M. Dedhia**

(Joint Managing Director & CFO)

Mr. Manish Dedhia is one of the Promoters of the Company and is designated as a Joint Managing Director on the Board of the Company. He has been on the Board of the Company since April 01, 1997. Further, he was given an additional position of CFO in the Company w.e.f. May 01, 2016. He holds a bachelor's degree in commerce from Commercial University Limited, Delhi. With over two decades of experience in the plastic industry, he oversees the overall finance and business development of the Company.



**Ms. Neha S. Huddar**

(Non-Executive Independent Director)

Ms. Neha Huddar is an Independent Director of the Company. She was appointed to the Board of the Company w.e.f. February 01, 2020. She holds a bachelor's degree in commerce from the University of Mumbai and is also a member of the Institute of Chartered Accountants of India. She has over 39 years of experience in finance, compliance & accounts. She has also worked with Reliance Foundation, Thirumalai Chemicals Limited and Ultramarine and Pigments Limited.



**Mr. Dilip K. Gosar**

(Non-Executive Independent Director)

Mr. Dilip Gosar is an Independent Director of the Company and was appointed to the Board of the Company on June 13, 2016. He holds a bachelor's degree in commerce from the University of Mumbai and is a member of the Institute of Chartered Accountants of India. Since 1993, he has been practising as a Chartered Accountant.




**Mr. Hasmukh Dedhia**

(Non-Executive Independent Director)


Mr. Hasmukh Dedhia is an Independent Director of the Company. He was appointed to the Board of the Company w.e.f. June 01, 2021. He is a member of the Institute of Chartered Accountants of India, and currently he is a partner at KKC & Associates LLP.

# Industry Honours and Awards




## ET Polymers 2022

Excellence in Medical Devices & Healthcare Equipment (SME)




## AIPMA-AMTEC

Excellence in Plastic Industry 2022




## ET Polymers 2020

Excellence in Healthcare (SME)




## Axis Bank jointly with India SME Forum

India 100 SME 2019




## ET Polymers 2018

Excellence in Healthcare SME (Hospital Equipment)



## SME Chamber of India

Best SME of the Year 2016 for Innovation and Invention



## Axis Bank

India SME 100 2015



# Corporate Information

## Board of Directors

### Mr. Jagdish L. Dedhia

Chairman & Whole-Time Director

### Mr. Sanjay M. Dedhia

Joint Managing Director

### Mr. Manish M. Dedhia

Joint Managing Director & CFO

### Ms. Neha S. Huddar

Independent Director

### Mr. Dilip K. Gosar

Independent Director

### Mr. Hasmukh B. Dedhia

Independent Director

## Company Secretary

Ms. Ankita Bhanushali

## Chief Financial Officer

Mr. Manish M. Dedhia

## Statutory Auditors

Gokhale & Sathe Chartered  
Accountants

308/309, Udyog Mandir, No. 1, 7-C,  
Bhagoji Keer Marg Mahim, Mumbai -  
400016

## Registrar & Share Transfer Agents

Bigshare, Services Private Limited,  
Office No. S6-2, 6th Floor, Pinnacle  
Business Park, Next to Ahura Centre  
Mahakali Caves Road Andheri (East),  
Mumbai - 400093

## Mitsu's Registered Office

329, Gala Complex, 3rd Floor,  
Din Dayal Upadhyay Marg,  
Mulund (West), Mumbai - 400080

## Bankers And Financial Institutions



Kotak Mahindra Bank



Citi Bank

## DIRECTORS' REPORT

The Board of Directors ("Board") of the Company have great pleasure in presenting the 35th Annual Report and Audited Financial Statements of the Company for the Financial Year ("FY") ended March 31, 2023.

### FINANCIAL PERFORMANCE

The financial performance of the Company for the financial year ended March 31, 2023 is summarised below:

(₹ in lakhs)		
Particulars	2022-23	2021-22
Total Income	30,932.98	25,886.49
Profit Before Interest and Depreciation & Tax	2,659.25	2,567.63
Other Income	35.53	114.78
Interest & Finance Costs	683.47	559.86
Depreciation & Amortisation and Impairment	527.96	481.58
<b>Profit Before Tax &amp; Exceptional Items</b>	<b>1,483.35</b>	<b>1,640.97</b>
Tax Expenses	302.89	490.97
<b>Profit After Tax</b>	<b>1,180.46</b>	<b>1,150.00</b>
Other Comprehensive Income (Net of Taxes)	(5.76)	0.97
<b>Total Comprehensive Income</b>	<b>1,174.70</b>	<b>1,150.97</b>
<b>Earnings Per Share (₹)</b>		
Basic	9.78	9.53
Diluted	9.78	9.53

### OVERVIEW OF COMPANY PERFORMANCE

Total Income and Operating Profit for the year under review amounted to ₹ 30,932.98 lakhs and ₹ 2,659.25 lakhs respectively as compared to ₹ 25,886.49 lakhs and ₹ 2,567.63 lakhs, in the previous financial year.

The Net Profit of the Company, for the FY under review was increased to ₹ 1,180.46 lakhs as against ₹ 1,150.00 lakhs during the previous year 2021-22.

### TRANSFER TO RESERVES IN TERMS OF SECTION 134 (3) (J) OF THE ACT

There is no amount proposed to be transferred to General Reserves for the 2022-23.

### DIVIDEND

In line with the practice of returning the surplus funds to shareholders and based on the Company's performance, the Board at their meeting held on May 15, 2023 recommended a final dividend of ₹ 0.20/- per equity share of the face value of ₹ 10 each (@ 2%) for the 2022-23, which is subject to approval of the members at the ensuing Annual General Meeting ("AGM") of the Company. The dividend, if approved at the AGM, will be paid subject to deduction of tax at source to those shareholders.

### TRANSFER OF UNCLAIMED DIVIDEND TO INVESTOR EDUCATION AND PROTECTION FUND

Pursuant to the provisions of Section 124 of the Act and Investor Education and Protection Fund Authority (Accounting, Audit, Transfer and Refund) Rules, 2016 (IEPF Rules), the declared dividends, which remains unpaid or unclaimed for a period of 7 (seven) years from the date of its transfer to unpaid dividend account is required to be transferred by the Company to Investor Education and Protection Fund. Details of unpaid/unclaimed dividend for the previous years can be viewed on the Company's website at [www.mitsuchem.com](http://www.mitsuchem.com).

### CHANGE IN NATURE OF BUSINESS

There has been no change in nature of business of the Company during the FY under review.

### SUBSIDIARY/ JOINT VENTURE/ ASSOCIATE COMPANY

Mitsu Foundation was incorporated under the provisions of Section 8 of the Companies Act, 2013 on October 18, 2021, as a Wholly owned Subsidiary ("WoS"). Mitsu Foundation is the Implementing Agency for undertaking the CSR activities of the Company.

The objectives of Mitsu Foundation includes working in areas of eradication of hunger, poverty, and malnutrition, promoting healthcare, promoting education, helping different abled persons, promotion of gender equality, empowerment of women, promoting sports and related training, upliftment of poor and backward classes etc. The purpose of incorporating WoS is not to generate profit or any economic benefit for the Parent.

## DIRECTORS' REPORT (Contd.)

There is no exposure, or rights, to variable returns from involvement with the WoS. Thus, as per Para 7 of Ind AS 110, the Company was not required to prepare consolidated financial statements.

The salient features of the financial statement of WoS in the prescribed Form AOC-1 forms part of this Report as **"Annexure I"**.

The Company does not have any Joint venture or an Associate Company.

### MATERIAL CHANGES AND COMMITMENTS

There are no material changes and commitments affecting the financial position of the Company which have occurred between the end of the 2022-23 and the date of this report.

### SHARE CAPITAL

The Company's paid-up Equity Share Capital continues to stand at ₹ 1207.26 lakhs as on March 31, 2023. During the FY under review, the Company has not bought back any of its securities or issued any Sweat Equity Shares or provided any Stock Option Scheme to the employees.

### FURTHER ISSUE OF EQUITY SHARES

During the year under review, in respect of proposed Further Public Offer of ₹ 125 Cores ("FPO") approved by the Shareholders on March 22, 2022, the Company had filed draft Red Herring Prospectus on July 5, 2022 with Securities Exchange Board of India ("SEBI") and in this regard, SEBI has issued Final Observation Letter on October 11, 2022.

### ANNUAL RETURN

Pursuant to Section 92(3) read with Section 134(3)(a) of the Companies Act, 2013 ("Act") the Annual Return as on March 31, 2023 is available on the Company's website on [www.mitsuchem.com](http://www.mitsuchem.com).

### DIRECTORS AND KEY MANAGERIAL PERSONNEL

The Board of the Company is duly constituted in accordance with the requirements of the Act read with the SEBI (Listing Obligations and Disclosure Requirements) Regulations, 2015 ("Listing Regulations").

### Retirement by rotation

Mr. Jagdish L. Dedhia (DIN: 01639945), Whole-time Director of the Company retires by rotation at the forthcoming Annual General Meeting (AGM) in accordance with provisions of Section 152 of the Act and the Articles of Association of the Company and being eligible, offers himself for re-appointment.

The brief resume and other details relating to Mr. Jagdish L. Dedhia who is proposed to be re-appointed, as required in accordance to Regulation 36(3) of the Listing Regulations and Standard -2 on General Meetings of Secretarial Standards issued by Institute of Company Secretaries of India, is furnished to the Notice of the 35<sup>th</sup> AGM.

### Re-appointments

The Shareholders, pursuant to a resolution dated March 22, 2022 by way of postal ballot, had approved the re-appointment of Mr. Jagdish Dedhia (DIN: 01639945) as Chairman and Whole-time Director of our Company for a period of three (3) years w.e.f. May 01, 2022; the re-appointment of Mr. Sanjay Dedhia (DIN: 01552883) as Managing Director of our Company for a period of three (3) years w.e.f. May 01, 2022 and the re-appointment of Mr. Manish Dedhia (DIN: 01552841) as Managing Director & CFO of our Company for a period of three (3) years w.e.f. May 01, 2022.

### Number of meetings of the Board

During the year, six Board meetings were convened and held in accordance with the provisions of the Act and the details of which are given in the Corporate Governance Report, which forms a part of this Report.

### Board Performance Evaluation

Pursuant to the provisions of the Act and the applicable provisions of the Listing Regulations, the annual performance evaluation was carried out for the FY 2022-23 by the Board in respect of its own performance, the Directors individually as well as the evaluation of the working of its Committees. A structured questionnaire covering various aspects of the Board's functioning such as adequacy of the composition of the Board and its Committees, Board culture, execution and performance of specific duties, obligations and governance was prepared and circulated after taking into consideration the Guidance note issued by SEBI vide circular no, CMD/ CIR/P/2017/004 dated 05.01.2017.

## DIRECTORS' REPORT (Contd.)

A separate exercise was carried out to evaluate the performance of individual Directors including the Chairman of the Board who were evaluated on parameters such as guidance/ support to management outside Board/ Committee meetings, degree of fulfilment of key responsibilities, effectiveness of meetings etc. The performance evaluation of the Independent Directors was carried out by the entire Board.

The Board expressed their satisfaction with the evaluation process.

### Independent Directors

The Company has received declarations from all the Independent Directors of the Company affirming compliance with the criteria of independence laid under the provisions of Section 149(6) of the Act and under Regulation 16(1)(b) of Listing Regulations.

As per the Companies (Appointment and Qualifications of Directors) Fifth Amendment Rules, 2019, all the Independent Directors of the Company have registered with the Indian Institute of Corporate Affairs for inclusion of their names in the comprehensive depository maintained by the Ministry of Corporate Affairs.

As stipulated by the Code of Independent Directors pursuant to the Act and the Listing Regulations, a separate meeting of the Independent Directors of the Company was held on February 9, 2023 inter alia to:

- (i) Evaluate the performance of Non-Independent directors and the Board as a whole;
- (ii) Evaluate the performance of the Chairman and Managing Directors of the Company; and
- (iii) Evaluate the quality, quantity and timelines of flow of information between the executive management and the Board.

All Independent Directors were present at the meeting. The Directors expressed their satisfaction with the evaluation process.

### Familiarisation Program for Independent Directors

All Independent Directors are familiarised with the operations and functioning of the Company. The details of the training and familiarisation program are provided in the Corporate Governance Report forming part of this Report.

### Key Managerial Personnel

During the FY 2022-23, Ms. Drishti Thakker, resigned from the post of Company

Secretary & Compliance Officer w.e.f. October 31, 2022. Thereafter, the Board at their meeting held on November 10, 2022 appointed Ms. Ankita Bhanushali as the "Company Secretary & Compliance Officer" of the Company w.e.f. November 10, 2022, pursuant to Section 203 of the Act read with the Companies (Appointment and Remuneration of Managerial Personnel) Rules, 2014.

As on March 31, 2023, Mr. Manish Dedhia, Managing Director & Chief Financial Officer and Ms. Ankita Bhanushali, Company Secretary & Compliance Officer are the Key Managerial Personnel of the Company.

### COMMITTEES OF THE BOARD

With a view to have a more focused attention on various facets of business and for better accountability, the Board has constituted various committees. The statutorily mandated committees constituted under the provisions of the Act and Listing Regulations are Audit Committee, Nomination and Remuneration Committee, Stakeholders' Relationship Committee and Corporate Social Responsibility Committee.

The Committees have been mandated to operate within their terms of reference, approved by the Board to focus on the specific issues and ensure expedient resolution on diverse matters.

The composition, committee meeting held, terms of reference and other details of the above mentioned committees are provided in the Corporate Governance Report forming part of this Report.

### Whistle Blower Policy /Vigil Mechanism

As per the provisions of Section 177(9) and (10) of the Act and Regulation 22 of the Listing Regulations, the Company has adopted a Whistle Blower Policy for establishing a vigil mechanism for Directors and Employees to report genuine concerns about unethical behaviour, actual or suspected fraud or violation of the Company's Code of Conduct and provide adequate safeguards against victimisation of persons who use such mechanism and makes provision for direct access to the chairman of the Audit Committee in appropriate or exceptional cases. The said policy has been hosted on the Company's website at [www.mitsuchem.com](http://www.mitsuchem.com).

### Remuneration Policy

Pursuant to the provision of Section 178 of the Act and Regulation 19 of Listing



## DIRECTORS' REPORT (Contd.)

Regulations, the Board has, on the recommendation of the Nomination and Remuneration Committee framed a policy relating to remuneration of the Directors, Key Managerial Personnel, Senior Management Personnel and other employees, along with the criteria for appointment and removal of the Directors, Key Managerial Personnel and Senior Management Personnel of the Company. The said policy is available on the website of the Company at [www.mitsuchem.com](http://www.mitsuchem.com).

### DIRECTORS' RESPONSIBILITY STATEMENT:

Pursuant to the provisions of Section 134(3)(c) read with Section 134(5) of the Act, the Directors of the Company state and confirm that:

- a. in the preparation of the annual accounts for the financial year 2022-23, the applicable accounting standards had been followed and there are no material departures from the same;
- b. the directors had selected such accounting policies and applied them consistently and made judgments and estimates that are reasonable and prudent so as to give a true and fair view of the state of affairs of the Company as at March 31, 2023 and of the profit and loss of the Company for that period;
- c. the directors had taken proper and sufficient care for the maintenance of adequate accounting records in accordance with the provisions of this Act for safeguarding the assets of the Company and for preventing and detecting fraud and other irregularities;
- d. the directors had prepared the annual accounts on a going concern basis;
- e. the directors had laid down internal financial controls to be followed by the Company and that such internal financial controls are adequate and were operating effectively; and
- f. the directors had devised proper systems to ensure compliance with the provisions of all applicable laws and that such systems were adequate and operating effectively.

### PARTICULARS OF LOANS, GUARANTEE AND INVESTMENTS:

The particulars of loans, guarantees and investments as per Section 186 of the Act read with the Companies (Meeting of Board and its powers) Rules, 2014 as on March 31, 2023 have been disclosed in the Notes to the Financial Statements of the Company.

### CORPORATE SOCIAL RESPONSIBILITY

As a part of its initiative under the Corporate Social Responsibility ("CSR") drive, the Company, through the Corporate Social Responsibility Committee of Board of Directors, has undertaken projects in accordance with Schedule VII of the Act and the Company's CSR policy. The Report on CSR activities as required under the Companies (Corporate Social Responsibility Policy) Rules, 2014 is annexed and marked as 'Annexure-II' which forms a part of this Report.

### ENERGY CONSERVATION, TECHNOLOGY ABSORPTION AND FOREIGN EXCHANGE EARNINGS AND OUTGO:

The details of conservation of energy, technology absorption and foreign exchange earnings and outgo as required under section 134(3)(m) of the Act read with Rule 8(3) of the Companies (Accounts) Rules, 2014, are as below:

#### A. CONSERVATION OF ENERGY

The Company is making continuous efforts on ongoing basis to conserve the energy by adopting innovative measures to reduce wastage and optimise consumption. Some of the specific measures undertaken are:

##### (i) Steps taken or impact on conservation of energy:

The company has taken various initiatives to conserve the energy by adopting innovative measures to reduce wastage and optimise consumption

- A) TOC concept
  - 1) Optimisation of Cycle time by all means
  - 2) Reduce setup time by implement SMED concept
  - 3) Logical Buffer Management
  - 4) Supply Chain Management
  - 5) Exploitation

##### (ii) Steps taken by the Company for utilising alternate sources of energy including waste generated: NIL

##### (iii) The capital investment on the energy conservation equipment's:

Installation of PPR pipes for chilling line replacing with MS pipes which results in lesser heat loss and increased the efficiency of chilling plant ₹ 5.09 lakhs

## DIRECTORS' REPORT (Contd.)

### B. TECHNOLOGY ABSORPTION, ADAPTION AND INNOVATION

#### (i) The efforts made towards technology absorption:

The steps taken by the company for utilising alternate sources of energy.

1. QRC (Quick Release Coupling) for Operation purpose,
2. Installed Epoxy Flooring in UNIT-2 & UNIT-3 due to which enhanced aesthetics, improved safety in workplace & clean surface of shop floor.

#### (ii) The benefits derived like product improvement, cost reduction, product development or import substitution:

Reduction in cycle time using DOE (Design of Experiment) which improved productivity 5% to 6%.

#### (iii) The details of Imported Technology (imported during the last three years reckoned from the beginning of the financial year): Not Applicable.

#### (iv) The expenditure incurred on Research & Development: ₹ 2.69 lakhs

### C. FOREIGN EXCHANGE EARNING AND OUTGO:

Particulars	Amount (₹ In lakhs)
Foreign exchange earnings	16.91
Foreign exchange outgo	7,523.94

### RISK MANAGEMENT

The Audit Committee has been delegated the responsibility for monitoring and reviewing risk management, assessment and minimisation procedures, developing, implementing and monitoring the risk management plan and identifying, reviewing and mitigating all elements of risks which the Company may be exposed to.

### APPLICATION/PROCEEDING PENDING UNDER THE INSOLVENCY AND BANKRUPTCY CODE, 2016 ("IBC")

During the year under review, no application was made under IBC by or against your Company and no proceeding is pending under IBC.

### DISCLOSURE ON ONE TIME SETTLEMENT

During the year under review, the Company has not entered into any one-time settlement with the Banks or Financial Institutions who have extended loan or credit facilities to the Company.

### SIGNIFICANT AND MATERIAL ORDERS PASSED BY THE REGULATORS OR COURTS

During the year under review, there are no significant and material orders passed by the Regulators/Courts that would impact the going concern status of the Company and its future operations.

### AUDITORS

#### a) Statutory Auditors & their Report

Pursuant to the provisions of Section 139 of the Companies Act, 2013 and rules made thereunder, M/s. Gokhale & Sathe, Chartered Accountants (Firm Registration No. 103264W) were appointed as Statutory Auditor of the Company at the 32nd Annual General Meeting held on September 09, 2020, for a period of five (5) consecutive years from the conclusion of that AGM till the conclusion of the 37th AGM.

M/s. Gokhale & Sathe, Chartered Accountants have submitted their Report on the financial statements of the Company for the FY ended March 31, 2023, which forms part of this Report and it does not contain any reservation, qualification or adverse remark. The comments in the Auditors' Report read with notes to the accounts are self-explanatory.

#### b) Secretarial Auditor & their Report

Pursuant to the provisions of Section 204 of the Act read with the Companies (Appointment and Remuneration of Managerial Personnel) Rules, 2014, the Company had appointed Mr. Haresh Sanghvi, Practising Company Secretary (CoP No. 3675), for conducting Secretarial Audit of the Company for the FY ended on March 31, 2023.

Secretarial Audit Report issued by Mr. Haresh Sanghvi in Form MR-3 forms part to this Report as "Annexure- III". The said report does not contain any observation or

## DIRECTORS' REPORT (Contd.)

qualification requiring explanation or adverse remark.

A Secretarial Compliance Report for the FY ended March 31, 2023 on compliance of all applicable SEBI regulations and circulars/guidelines issued thereunder, was obtained from Mr. Haresh Sanghvi, Practising Company Secretary, and submitted to the stock exchange.

### c) Internal Auditor

Pursuant to the provisions of Section 138 of the Act read with the Companies (Accounts) Rules, 2014, the Company has appointed M/s. V. J. Shah & Co., Chartered Accountants as the Internal Auditor of the Company.

The Internal Audit reports are reviewed by the Audit Committee on quarterly basis.

### d) Reporting of Frauds

There was no instance of fraud during the year under review, which required the Auditors to report to the Audit Committee and / or Board under Section 143(12) of Act and Rules framed thereunder.

### DISCLOSURE UNDER PREVENTION OF SEXUAL HARASSMENT OF WOMEN AT WORKPLACE (PREVENTION, PROHIBITION AND REDRESSAL) ACT:

The Company has adopted a Sexual Harassment Policy on prevention, prohibition and redressal of sexual harassment at workplace in line with the provisions of Sexual Harassment of Women at Workplace (Prevention, Prohibition and Redressal) Act, 2013 and the Rules made thereunder. The aim of the policy is to provide protection to employees at the workplace and prevent and redress complaints of sexual harassment and for matters connected or incidental thereto, with the objective of providing a safe working environment, where employees feel secure. The Policy is available at the Registered Office of the Company and is accessible to all the employees of the Company. The Company has not received any complaint during the FY under review.

### PUBLIC DEPOSITS

During the year under review, your Company has not accepted any deposits within the meaning of Sections 73 to 76A of the Act read with the Companies (Acceptance of

Deposits) Rules, 2014.

### MANAGEMENT DISCUSSION AND ANALYSIS REPORT

The Management Discussion and Analysis Report for the year under review as required under Regulation 34 read with Schedule V of the Listing Regulations is annexed to this Report as "Annexure-IV".

### CORPORATE GOVERNANCE

Report on Corporate Governance and Certificate of the Auditor of the Company regarding compliance of the conditions of Corporate Governance as stipulated in Part C of Schedule V of the Listing Regulations, are provided in a separate section forming part of this Report as "Annexure V".

### INTERNAL CONTROL SYSTEM AND THEIR ADEQUACY

The Company has in place adequate internal financial controls with reference to the financial statements. Internal audits are undertaken on a quarterly basis by Internal Auditors covering all units and business operations to independently validate the existing controls. Reports of the Internal Auditors are regularly reviewed by the management and corrective action is initiated to strengthen the controls and enhance the effectiveness of the existing systems. The Audit Committee evaluates the efficiency and adequacy of the financial control system in the Company and strives to maintain the standards in the Internal Financial Control.

### PARTICULARS OF CONTRACTS OR ARRANGEMENTS WITH RELATED PARTY TRANSACTIONS

All transactions entered into with related parties as defined under the Act during the FY were in the ordinary course of business and on an arm's length pricing basis and do not attract the provisions of Section 188 of the Act. There were no materially significant transactions with the related parties during the FY which were in conflict with the interest of the Company and hence, enclosing of Form AOC-2 is not required. Suitable disclosure as required by the Accounting Standard (AS 18) has been made in the notes to the Financial Statements.

## DIRECTORS' REPORT (Contd.)

### PARTICULARS OF EMPLOYEES:

Disclosures pertaining to remuneration and other details are required under Section 197(12) of the Act read with Rule 5(1) and 5(2) of the Companies (Appointment and Remuneration of Managerial Personnel) Rules, 2014 forms part of this Report as "Annexure VI".

During 2022-23, no employee, whether employed for whole or part of the year, was drawing remuneration exceeding the limits mentioned under Section 197(12) of the Act read with Rule 5(2) of the Companies (Appointment and Remuneration of Managerial Personnel) Rules, 2014.

### BUSINESS RESPONSIBILITY AND SUSTAINABLE REPORTING (BRSR)

As stipulated under regulation 34(2)(f) of the SEBI (Listing Obligations and Disclosure Requirements) Regulations, 2015, the business responsibility and sustainability report describing the initiatives taken by the Company from an environmental, social, and governance perspective is enclosed and forms part of the annual report as Annexure VII.

The SEBI (LODR) Regulations, 2015 mandate the inclusion of the BRSR as part of the Annual Report for top 1000 listed entities based on market capitalisation. The company is Voluntarily adopting the same.

### COMPLIANCE WITH SECRETARIAL STANDARDS

The Company has complied with the applicable mandatory Secretarial Standards.

### APPRECIATION & ACKNOWLEDGEMENTS

The Board wishes to express its gratitude and record its sincere appreciation for the commitment and dedicated efforts put in by all the employees of the Company. The Directors take this opportunity to express their grateful appreciation for the encouragement, cooperation and support received from all the stakeholders including but not limited to the Government authorities, bankers, customers, suppliers and business associates. The Directors are thankful to the esteemed shareholders for their continued support and the confidence reposed in the Company and its management.

**For and on behalf of the Board of Directors of  
Mitsu Chem Plast Limited**

**Jagdish Dedhia**

Chairman & Whole-Time Director

DIN: 01639945

**Date: May 15, 2023**

**Place: Mumbai**



## Annexure I

### Form AOC- 1

(Pursuant to first proviso to sub-section (3) of section 129 read with rule 5 of Companies (Accounts) Rules, 2014)

#### Statement containing salient features of the financial statement of subsidiaries or associate companies or Joint ventures

##### Part A Subsidiaries

(₹ in lakhs)

Sr. No.	Particulars	Mitsu Foundation
1	The date since when subsidiary was acquired	October 18, 2021
2	Reporting period for the subsidiary concerned, if different from the holding company's reporting period.	April 01, 2022 to March 31, 2023
3	Reporting currency and Exchange rate as on the last date of the relevant Financial year in the case of foreign subsidiaries.	₹
4	Share capital	1.00
5	Reserves and surplus	-
6	Total assets	-
7	Total Liabilities	-
8	Investments	-
9	Turnover	
10	Profit before taxation	(0.07)
11	Provision for taxation	-
12	Profit after taxation	(0.07)
13	Proposed Dividend	-
14	Extent of shareholding (in percentage)	100.00%

**For and on behalf of the Board of Directors of  
Mitsu Chem Plast Limited**

**Date: May 15, 2023  
Place: Mumbai**

**Jagdish Dedhia**  
Chairman & Whole-Time Director  
DIN: 01639945

## Annexure II

### ANNUAL REPORT ON CORPORATE SOCIAL RESPONSIBILITY (CSR) ACTIVITIES

1. Brief outline on CSR Policy of the Company:

The Board of Directors' have approved the CSR Policy of your Company pursuant to the provisions of Section 135 of the Companies Act, 2013 read with the Companies (Corporate Social Responsibility Policy) Rules, 2014.

2. Composition of CSR Committee:

Sr. No.	Name of Director	Designation /Nature of Directorship	Number of meetings of CSR Committee held during the year	Number of meetings of CSR Committee attended during the year
1	Mr. Manish Dedhia	Chairman	2	2
2	Mr. Jagdish Dedhia	Member	2	2
3	Mr. Dilip Gosar	Member	2	2
4	Ms. Neha Huddar	Member	2	2

3. Web-link where Composition of CSR Committee, CSR Policy and CSR projects approved by the Board are disclosed on the website of the Company: [www.mitsuchem.com](http://www.mitsuchem.com).
4. Details of Impact assessment of CSR projects carried out in pursuance of sub-rule (3) of Rule 8 of the Companies (Corporate Social responsibility Policy) Rules, 2014: Not Applicable
5. Details of the amount available for set off in pursuance of sub-rule (3) of Rule 7 of the Companies (Corporate Social responsibility Policy) Rules, 2014 and amount required for set off for the financial year: NIL.
6. Average net profit of the Company as per section 135(5): ₹ 1,200.95 lakhs
7. (a) Two percent of average net profit of the Company as per section 135(5): ₹ 24.02 lakhs  
 (b) Surplus arising out of the CSR projects or programmes or activities of the previous financial years: NIL  
 (c) Amount required to be set off for the financial year - NIL  
 (d) Total CSR obligation for the financial year (7a+7b-7c): ₹ 24.02 lakhs
8. (a) CSR amount spent or unspent for the financial year:

Total Amount Spent for the Financial Year (in lakhs)	Total Amount transferred to Unspent CSR Account as per section 135(6).		Amount transferred to any fund specified under Schedule VII as per second proviso to section 135(5).		
	Amount	Date of transfer	Name of the Fund	Amount	Date of transfer
24.18	Not applicable		Not applicable		

- (b) Details of CSR amount spent against ongoing projects for the financial year: Not Applicable.
- (c) Details of CSR amount spent against other than ongoing projects for the financial year

## Annexure II (Contd.)

(1) Sr. No.	(2) Name of the Project	(3) Item from the list of activities in scheduleVII to the Act	(4) Local area (Yes/ No)	(5) Location of the project.		(6) Amount spent for the project (in lakhs)	(7) Mode of implementation - Direct (Yes/ No)	(8) Mode of implementation – Through implementing agency.	
				State	District			Name	CSR Registration No.
1	Eradication of Hunger	(i)	Yes	Maharashtra	Thane	1.27	No	Mitsu Foundation	CSR00019809
2	Providing Health Care and Surgical Camps	(i)	No	Gujarat	Kutch	5.00	No	Mitsu Foundation	CSR00019809
3	Promoting Sports	(vii)	Yes	Maharashtra	Mumbai	2.4	No	Mitsu Foundation	CSR00019809
4	Providing Health Care and Medicines at affordable cost	(i)	Yes	Maharashtra	Mumbai	5.00	No	Mitsu Foundation	CSR00019809
5	Rural Area Development Projects	(x)	No	Gujarat	Kutch	10.00	No	Mitsu Foundation	CSR00019809
6	Other Administration Expenses Made by Mitsu Foundation	NA	NA	Maharashtra	Mumbai	0.51	No	Mitsu Foundation	CSR00019809
	<b>Total</b>					<b>24.18</b>			

- (d) Amount spent in Administrative Overheads : NIL  
(e) Amount spent on Impact Assessment: Not Applicable.  
(f) Total amount spent for the Financial Year (8b+8c+8d+8e) : ₹ 24.18 lakhs  
(g) Excess amount for set off: NA

Sr. no.	Particulars	Amount (in lakhs)
(i)	Two percent of average net profit of the Company as per section 135(5)	₹ 24.02 lakhs
(ii)	Total amount spent for the Financial Year	₹ 24.18 lakhs
(iii)	Excess amount spent for the financial year [(ii)-(i)]	₹ 0.16 lakhs
(iv)	Surplus arising out of the CSR projects or programmes or activities of the previous financial years, if any	Not applicable
(v)	Amount available for set off in succeeding financial years [(iii)-(iv)]	Not applicable

9. (a) Details of Unspent CSR amount for the preceding three financial years:  
Not Applicable.  
(b) Details of CSR amount spent in the financial year for ongoing projects of the preceding financial year(s):  
Not Applicable.
10. In case of creation or acquisition of capital asset, furnish the details relating to the asset so created or acquired through CSR spent in the financial year:  
Not Applicable.
11. Specify the reason(s), if the Company has failed to spend two per cent of the average net profit as per section 135(5):  
Not Applicable

**For and on behalf of the Board of Directors of  
Mitsu Chem Plast Limited**

**Jagdish Dedhia**

Chairman & Whole-Time Director  
DIN: 01639945

**Date: May 15, 2023  
Place: Mumbai**

## Annexure III

### FORM NO. MR-3

### SECRETARIAL AUDIT REPORT

### FOR THE FINANCIAL YEAR ENDED MARCH 31, 2023

*[Pursuant to section 204(1) of the Companies Act, 2013 and Rule No.9 of the Companies (Appointment and Remuneration Personnel) Rules, 2014]*

#### The Members,

#### **MITSU CHEM PLAST LIMITED**

**329, Gala Complex, 3rd Floor,**

**Din Dayal Upadhyay Marg,**

**Mulund (West), Mumbai 400 080.**

I have conducted the secretarial audit of the compliance of applicable statutory provisions and the adherence to good corporate practices by **MITSU CHEM PLAST LIMITED** (hereinafter called the "Company") for the audit period covering the financial year ended on March 31, 2023. Secretarial Audit was conducted in a manner that provided me a reasonable basis for evaluating the corporate conducts/statutory compliances and expressing my opinion thereon.

Based on my verification of the Company's books, papers, minute books, forms and returns filed and other records maintained by the Company and also the information provided by the Company, its officers, agents and authorised representatives during the conduct of secretarial audit, I hereby report that in my opinion, the Company has, during the audit period covering the financial year ended on March 31, 2023, generally complied with the statutory provisions listed hereunder and also that the Company has proper Board processes and compliance mechanism in place to the extent, in the manner and subject to the reporting made hereinafter:

1. I have examined the books, papers, minute books, forms and returns filed and other records maintained by the Company for the financial year ended on March 31, 2023, according to the provisions of:
  - (i) The Companies Act, 2013 (the Act) and the rules made thereunder;
  - (ii) The Securities Contracts (Regulation) Act, 1956 ('SCRA') and the rules made thereunder;

- (iii) The Depositories Act, 1996 and the Regulations and Bye-laws framed thereunder;
  - (iv) The following Regulations and Guidelines prescribed under the Securities and Exchange Board of India Act, 1992 ('SEBI Act'):
    - (a) Securities and Exchange Board of India (Substantial Acquisition of Shares and Takeovers) Regulations, 2011;
    - (b) Securities and Exchange Board of India (Prohibition of Insider Trading) Regulations, 2015;
    - (c) Securities and Exchange Board of India (Depositories and Participants) Regulations, 2018;
    - (d) Securities and Exchange Board of India (Listing Obligations and Disclosure Requirement) Regulations, 2015; and
    - (e) The Securities and Exchange Board of India (Issue of Capital and Disclosure Requirements) Regulations, 2018
2. There were no actions/ events in pursuance of following Regulations of SEBI requiring compliance thereof by the Company during the period under review:
  - (i) The Securities and Exchange Board of India (Share Based Employee Benefits) Regulations, 2014;
  - (ii) Securities and Exchange Board of India (Delisting of Equity Shares) Regulations, 2009;
  - (iii) Securities and Exchange Board of India (Buyback of Securities) Regulations, 2018;
  - (iv) Securities and Exchange Board of India (Issue and Listing of Debt Securities) Regulations, 2008; and
  - (v) Securities and Exchange Board of India (Registrars to an Issue and Share Transfer Agents) Regulations, 1993 regarding the Companies Act and dealing with client.
3. Provisions of Foreign Exchange Management Act, 1999 and the rules and regulations made thereunder to the extent of Foreign Direct Investment, Overseas Direct Investments, External Commercial Borrowings were not attracted during the year under review;



## Annexure III (Contd.)

4. Based on the information provided and review of the Compliances Report of Managing Director taken on record by the Board of the Company and also relying on the representation made by the Company and its Officers, in my opinion adequate system and process exists in the Company to monitor and ensure compliances with the provisions of general and other industry and sector specific Laws and Regulations applicable to the Company, as identified and confirmed by the management of the Company and listed below:
- (i) Water (Prevention & Control of Pollution) Act, 1974
  - (ii) The Air (Prevention & Control of Pollution) Act, 1981
  - (iii) Hazardous and other Wastes (Management & Transboundary Movement), Rules, 2016
5. I have also examined compliance with the applicable clauses of the following:
- (i) Secretarial Standards (SS-1 & SS-2) issued by The Institute of Company Secretaries of India; and
  - (ii) Listing Agreements entered into by the Company with BSE Limited

During the period under review the Company has generally complied with the provisions of the Act, Rules, Regulations, Guidelines, Standards mentioned above and there are no material non-compliances that have come to my knowledge;

**I further report that** compliances of finance and tax laws and maintenance of financial records and books of accounts has not been reviewed in this Audit since

the same have been subject to review by statutory Auditors and other designated professionals.

**I further report that:**

1. The Board of Directors of the Company is duly constituted with proper balance of Executive Directors, Non-Executive Directors and Independent Directors. During the period under review, no changes in the composition of the Board of Directors took place.
2. Adequate notice is given to all directors to schedule the Board Meetings, agenda and detailed notes on agenda were sent in advance, and a system exists for seeking and obtaining further information and clarifications on the agenda items before the meeting and for meaningful participation at the meeting.
3. All decisions at Board Meetings and Committee Meetings were carried out unanimously as recorded in the minutes of the meetings of the Board of Directors or Committees of the Board, as the case may be.

**I further report that** there are adequate systems and processes in the Company commensurate with the size and operations of the Company to monitor and ensure compliance with applicable laws, rules, regulations and guidelines.

**I further report that** during the audit period under review, no event/action occurred which had a major bearing on the Company's affairs in pursuance of the above referred laws, rules, regulations, guidelines, standards, etc.

**Haresh Sanghvi**

**Practicing Company Secretary**

**FCS No.: 2259/COP No.: 3675**

**UDIN: F002259E000308917**

**Peer Review Certificate no:1104/2021**

**Date: May 15, 2023**

**Place: Mumbai**

**Note:** This report is to be read with my letter of even date which is annexed as **ANNEXURE-A** and forms an integral part of this report.

## Annexure III (Contd.)

### ANNEXURE- A

**The Members,**

**MITSU CHEM PLAST LIMITED**

**329, Gala Complex, 3rd Floor,**

**Din Dayal Upadhyay Marg,**

**Mulund (West), Mumbai 400 080.**

My report of even date is to be read along with this letter:

1. Maintenance of secretarial record is the responsibility of the management of the Company. My responsibility is to express an opinion on these secretarial records based on my audit.
2. I have followed the audit practices and processes as were appropriate to obtain reasonable assurance about the correctness of the contents of the secretarial records. The verification was done on test basis to ensure that correct facts are reflected in secretarial records. I believe that the processes and practices I followed, provide a reasonable basis for my opinion.
3. I have not verified the correctness and appropriateness of financial records and Books of Accounts of the Company.
4. Whenever required, I have obtained the management representation about the compliance of laws, rules and regulations and happening of major events during the audit period.
5. The compliance of the provisions of corporate and other applicable laws, rules, regulations, standards are the responsibility of management. My examination was limited to the verification of procedures on test basis.
6. The Secretarial Audit Report is neither an assurance as to the future viability of the Company nor of the efficacy or effectiveness with which the management has conducted the affairs of the Company.

**Haresh Sanghvi**

**Practicing Company Secretary**

**FCS No.: 2259/COP No.: 3675**

**UDIN: F002259E000308917**

**Peer Review Certificate no:1104/2021**

**Date: May 15, 2023**

**Place: Mumbai**

## Annexure IV

### MANAGEMENT DISCUSSION AND ANALYSIS REPORT

#### GLOBAL ECONOMY

In 2022, the global economy witnessed a remarkable resurgence, fuelled by a strong surge in consumer demand and the relaxation of COVID-19 restrictions, along with a reduction in geopolitical tensions compared to the previous year. This positive advancement marked a significant turning point for the world's economies. However, the year posed its own set of challenges, which were effectively addressed by proactive measures taken by various stakeholders.

The persistently high inflation, which reached its highest point in several decades at 9% in 2022, presents additional challenges for achieving sustainable development. The chemical industry continues to face challenges, including volatile raw material prices, geopolitical tensions, and evolving regulatory requirements. However, the rapidly developing economies in Asia, Latin America, and Africa offer significant growth opportunities for various sub-sectors in the industry.

The global economy showcased outstanding resilience and attained noteworthy growth rates across major economies, despite encountering numerous challenges. The United States' economy demonstrated a growth rate of 1.6%, while China's economy exhibited a growth rate of 5.2%, and India's economy expanded by 5.9%. These statistics underscore the concerted and sustained efforts made by Governments and organisations worldwide to overcome obstacles and promote economic growth.

Source - [https://www.imf.org/external/datamapper/NGDP\\_RPCH@WEO/OEMDC/ADVEC/WEOWORLD](https://www.imf.org/external/datamapper/NGDP_RPCH@WEO/OEMDC/ADVEC/WEOWORLD)

#### OUTLOOK

According to the World Economic Outlook, published in April 2023, the forecasted global growth rate for 2023 is 2.8%, with an anticipated increase to 3.0% in 2024. Additionally, the report suggests that global headline inflation is expected to decrease from 8.7% in 2022 to 7.0% in 2023. This decline will primarily be driven by the projected decrease in commodity prices. Given the expectation of a significant decline in inflation, central

banks at that time may consider adjusting their monetary policies by ceasing the ongoing cycle of interest rate hikes.

#### INDIAN ECONOMY

In spite of numerous global obstacles, India's economy has exhibited exceptional resilience, emphasising its significance in propelling global economic advancement. It has been acknowledged as one of the fastest-growing economies in the world. As of March 2023, India currently holds the fifth spot in terms of size, with a gross domestic product of around US\$ 3.5 trillion.

During the financial year 2022-23, the GDP growth rate stood at 6.8% as per the Economic Survey 2022-23. The capital expenditure of Central Government and crowding in the private Capex, led by strengthening of the balance sheets of the corporates, is one of the growth drivers of the Indian economy in the current year. The growth was also driven by private consumption and investment, facilitated by Governmental policies aimed at enhancing the transportation infrastructure, logistics, and overall business ecosystem. These measures established a more favourable environment for businesses to operate, hence making a substantial contribution to India's consistent economic progress.

On the challenges front, India faced a significant hurdle in the form of inflation this year, and its rise has been attributed to multiple factors, including the ongoing Russia-Ukraine conflict, a sluggish US economy, a worldwide banking crisis, and the resulting escalation in global commodity prices. India has made strides in controlling inflation, with the latest report indicating a 16-month low of 5.66%.

Source - <https://pib.gov.in/PressReleasePage.aspx?PRID=1894932>

#### OUTLOOK

According to the April 2023 World Economic Outlook published by the International Monetary Fund (IMF), the Indian economy is anticipated to experience a deceleration in the upcoming fiscal year as a result of the global economic downturn. The growth projection has been reduced to 5.4% for 2023, although India's economy is expected to be comparatively less affected than other nations due to its resilient domestic demand. However, the economy is projected to recover and achieve a grow rate of 6.8% in 2024.

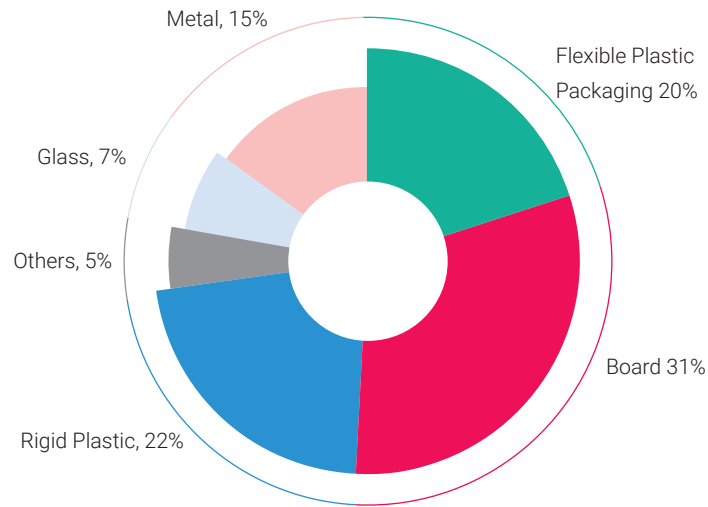
## Annexure IV (Contd.)

### INDUSTRY OVERVIEW

#### Plastic & Packaging Industry

Plastic packaging finds widespread application across various industries, including food & beverages, and oil, owing to its durability, cost-effectiveness, and excellent performance. With a favourable demographic profile, factors, such as increasing disposable income levels, rising consumer awareness, demand for processed food, and multinational giants taking rapid strides in the food & beverages, cosmetics, toiletries and pharmaceuticals space are key drivers for the packaging industry growth. These factors are compelling both packaging suppliers and end-user industries to shift from bulk packaging to retail, unit-level and small-sized packaging. The retail sector's significant growth and newly relaxed FDI investment norms in retail and other sectors are likely to bring favorable conditions bode well for the packaging industry. As a result,

#### Global segment wise breakup of packaging materials



Source: Industry Sources, CARE Advisory estimates

the plastic packaging industry is growing rapidly, and stands as one of the fastest-growing sectors with great product diversification. It holds significant importance in the modern economy, providing essential products for a variety of sectors, such as food & beverage, pharmaceuticals, and electronics among others.

However, the rapid growth of the plastic packaging industry has led to a substantial environmental impact. This has prompted the need for sustainable packaging solutions. To tackle this issue, manufacturers are increasingly turning to recycled plastic resins. Despite some difficulties and restrictions, this strategy is crucial in the direction of lowering the environmental impact of plastic manufacturing and advancing towards a more sustainable future. The Indian plastic packaging industry is one of the leading sectors in the country's economy, providing direct or indirect employment to over 3 million people.

#### RIGID PLASTIC PACKAGING

Rigid plastic packaging is a popular type of container comprising durable and inflexible plastic materials and is used to protect and store products during transportation, storage, and distribution. It comes in various shapes and sizes and is widely used in industries, such as food & beverage, pharmaceuticals, cosmetics, personal care, and household chemicals. The most commonly used plastics for rigid plastic packaging are polyethylene (PE), polypropylene (PP), polystyrene (PS), and polyethylene terephthalate (PET), chosen based on their properties, such as stiffness, clarity, and resistance to temperature changes and chemicals.

The growing demand for sustainable and eco-friendly packaging solutions is a key driver of the rigid plastic packaging market. Healthcare plays a significant role as it seeks reliable packaging solutions to ensure the integrity and safety of pharmaceutical products. The qualities of rigid plastic, including durability, lightweight nature, cleanliness, and transparency, make it an ideal choice for various applications. These applications range from medicine bottles and bottle caps to closures and containers for products like ketchup and syrups. Polypropylene, a type of rigid plastic, is increasingly used in these applications.



## Annexure IV (Contd.)

### OUTLOOK

The Indian plastic packaging industry is expected to experience robust growth, with a projected CAGR of 8.01% from 2022 to 2027. The overall packaging industry is also anticipated to reach US\$ 200 billion by 2024-25, primarily driven by the food & beverage, and consumer goods sectors. Additionally, the increasing interest in health and well-being, coupled with growing awareness of waterborne diseases, is fuelling the global demand for packaged drinking water, especially single-serve consumer packaging. To meet this demand and provide effective storage and transportation options, plastic packaging manufacturers are focussing on developing innovative packaging solutions. However, the industry faces sustainability challenges, with plastic waste causing negative impacts on the environment. The growing demand for sustainable and environmentally friendly packaging solutions is driving the rigid plastic packaging market. Despite these challenges, the plastic packaging market worldwide is predicted to continue to expand, with a projected CAGR of 3.6% from 2023 to 2030, driven by high demand from end-user industries and major markets, such as India and China.

Source - <https://www.techsciresearch.com/report/india-rigid-plastic-packaging-market/3885.html>

Source - <https://www.grandviewresearch.com/press-release/global-plastic-packaging-market>

### OPPORTUNITIES

The industry, with its evolving nature, presents is continuously evolving, and there continuous demand for innovative packaging materials, designs, and technologies. As India's healthcare investment increases, resulting in the establishment and improvement of hospitals, there is now a market for hospital furniture suppliers, driven by patients seeking more appealing and comfortable furnishings. Furthermore, companies can seize the to develop sustainable packaging solutions that are biodegradable, compostable, and recyclable. This shift towards sustainable packaging offers an opportunity for companies to stand out from competitors and meet the increasing demand for eco-friendly products. Automation, digital technologies, also present possibilities for enhancing efficiency, reducing costs, and improving quality control in manufacturing processes. Furthermore, the industry also offers prospects for customisation and personalisation in response to the surge in e-commerce, which demands unique packaging solutions. By incorporating technology and innovation into manufacturing processes, companies can create distinctive and personalised packaging options for their customers, thus enhancing their experience and building brand loyalty, and capitalise on these opportunities.

### CHALLENGES

The plastic industry encounters several challenges, both internally and externally. One significant challenge is the heightened awareness over the environmental impact of plastic waste, leading to a growing demand for more sustainable and eco-friendly alternatives. This transition to sustainability can result in higher production costs, impacting profit margins. Additionally, the industry is grappling with ongoing supply chain issues, including disruptions in transportation and raw material shortages. These challenges can cause production delays, increased costs, and difficulty in meeting demand promptly.

Furthermore, the industry faces regulatory challenges, with Governments worldwide introducing measures to reduce plastic waste and promote recycling. Further, the escalating costs of raw materials and energy intensify the pressure, requiring companies to constantly adapt and innovate to remain competitive in a global market. All these factors collectively contribute to the complexity of the plastic industry.

### COMPANY OVERVIEW

Mitsu Chem Plast Limited (also referred to as 'Mitsu Chem Plast' or 'The Company') is a leading manufacturer of high-quality plastic products, offering blow moulding, injection moulding, and customised moulding solutions. Even with the Company's growth since its establishment in 1990, it remains committed to its core philosophy of customer success as the driving force behind everything it does. Today the, Mitsu Chem Plast has more than 500 plus SKU's and caters to more than 30 plus Fortune (India) 500 customers in India. The Company has a strong R&D team that has developed many sustainable, unique and import substitute products and helped in the Make in India initiative.

The Company has expanded its capacity with manufacturing units in Tarapur and Khalapur, which has enabled it to cater to niche products and deliver exceptional value to clients. It takes pride in its 'Made in India' products, with an installed capacity of 24,000+ MTPA spread over 1,52,000 sq. ft. across three certified manufacturing units. Mitsu Chem Plast has become a renowned entity, due to its well-equipped operating units, advanced technologies, and skilled team, while remaining dedicated to providing superior-quality solutions.

## Annexure IV (Contd.)

### PRODUCT VERTICALS

Mitsubishi Chem Plast's product offerings can be classified into the following verticals:

Verticals	Products
Molded Industrial Packaging	Blow-moulded and injection-moulded articles, such as containers, bottles, jars carboy, full open top drums from 100 ml to 250 litres and injection molded pails from 500 grams to 20 kgs.
Hospital Furniture Parts	Hospital bed parts, hospital bed accessories, side trolleys, overbed tables, and spine boards, among others
Others	Plastic parts of chairs used in school, bus and sports stadiums, medical devices, such as pregnancy kits, malaria kit, HIV kit, inhalers and automotive components

### MOLDED INDUSTRIAL PACKAGING:

Mitsubishi Chem Plast offers a wide range of molded industrial packaging products customised to cater to the unique needs of its clients. The Company creates packaging solutions by molding top-quality materials, including plastics and composites, into various sizes and shapes that are suitable for industrial use. Its product portfolio comprises blow molding products like drums (wide mouth, narrow mouth, open top), bottles, jars (ranging from 100 ml to 250 litres), jerry cans, and barrels. It also includes injection molded products, such as caps, lids, closures, handles, , measuring cups and pails from 500 grams to 20 kgs.

### HOSPITAL FURNITURE PARTS:

Mitsubishi Chem Plast is a manufacturer and supplier of hospital furniture parts, known for their high-quality and durability. The Company's wide product spectrum includes bed side locker parts, spine boards, CPR boards, bed head panels, footboards, side rails, and IV stands, all among others. All of these products are made from robust materials, such as ABS plastic and stainless steel. These products known for their reliability, safety, and ergonomic design, are popular choices for healthcare facilities due to their ease of installation and maintenance.

### OTHERS:

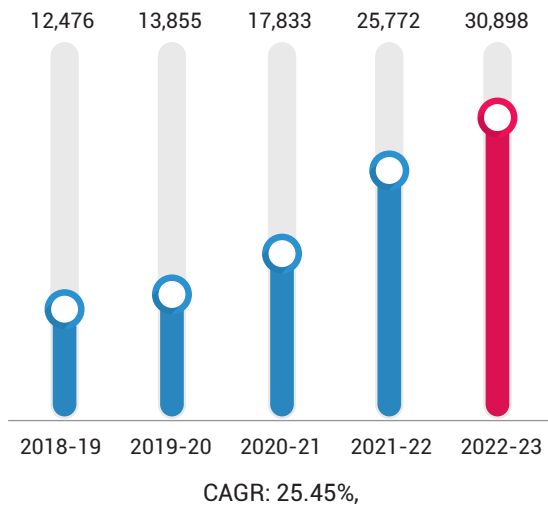
Mitsubishi Chem Plast specialises in manufacturing plastic parts to meet the polymer-based product needs of various industries, such as the automobile and infrastructure sectors. These plastic parts are used in various areas, including school chairs, bus seating, sports stadium seating, and medical devices, such as pregnancy kits, malaria kits, HIV kits, and inhalers. In addition, the Company also produces automotive components.

Products	Revenue (in lakhs)	%
Molded Industrial Packaging	26,135.57	84.59%
Hospital Furniture Parts	2,700.77	8.74%
Others	2,061.11	6.67%

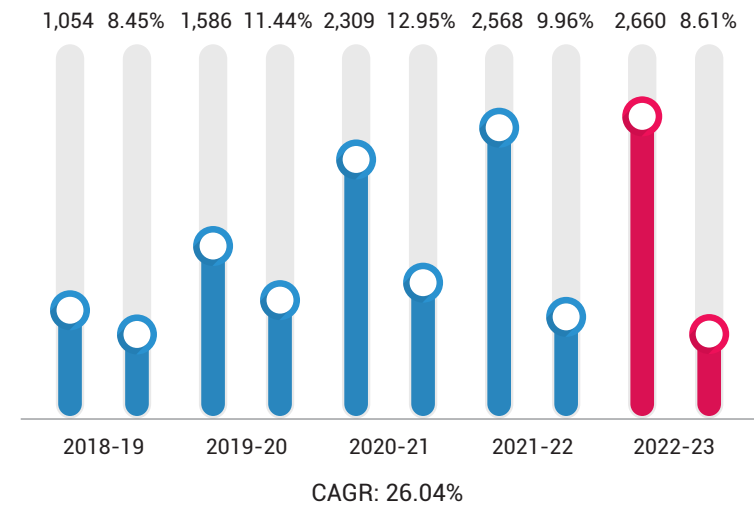
## Annexure IV (Contd.)

### FINANCIAL PERFORMANCE AND OUTLOOK

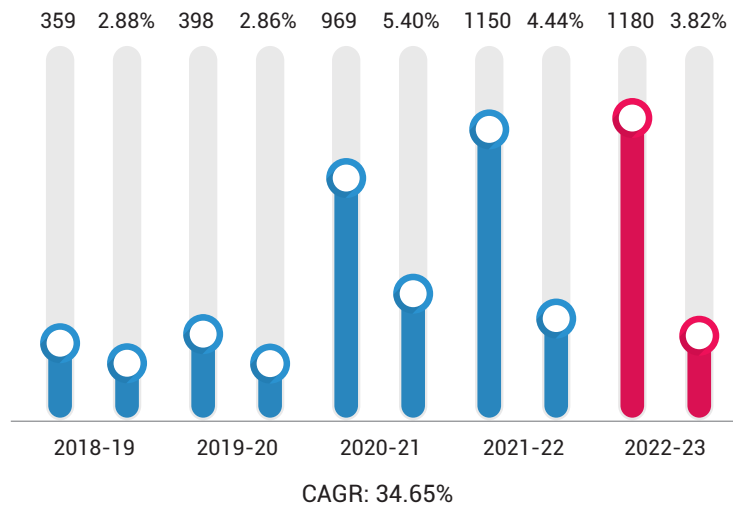
Revenue from Operations (Sales) (₹ in Lakhs)



EBIDTA & EBIDTA Margin %

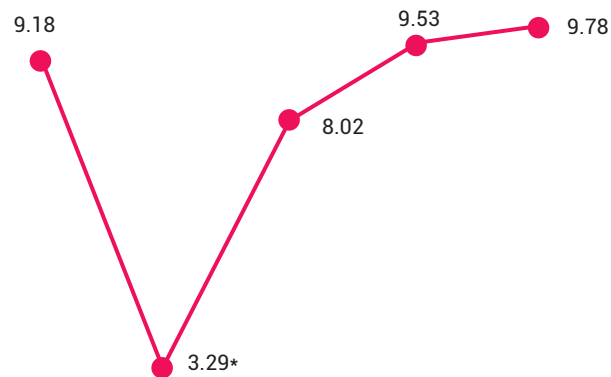


PAT (Before Exceptional Items) & PAT Margins % (₹ in crore)



## Annexure IV (Contd.)

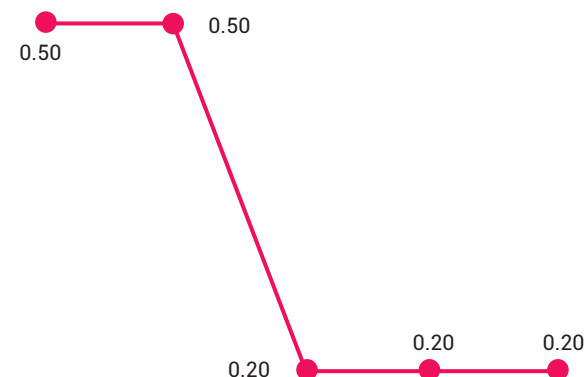
EPS (in ₹)



2018-19      2019-20      2020-21      2021-22      2022-23

\* Company has allotted Bonus Shares in the ratio 2:1 on 30th January, 2020  
CAGR : 1.60%

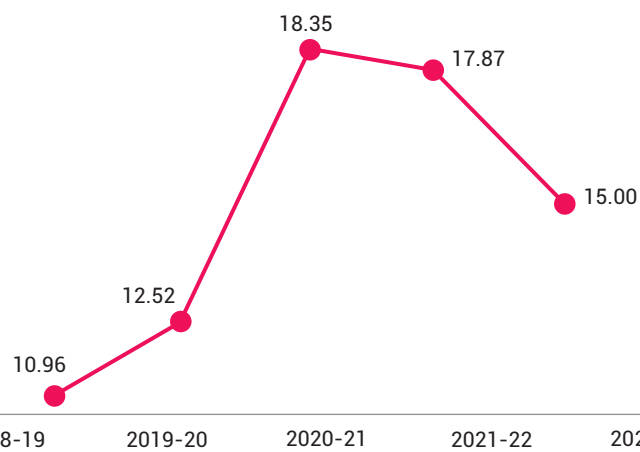
Dividend (in ₹)



2018-19      2019-20      2020-21      2021-22      2022-23

CAGR : -20.47%

ROCE (in %)



2018-19      2019-20      2020-21      2021-22      2022-23

CAGR : 8.16%



## Annexure IV (Contd.)

### KEY RATIOS

Year	2021-22	2022-23	% Change	Reason for Change
Return on Net Worth	22.59	18.90	(16%)	Margin drop due to rising input cost.

### RISK MANAGEMENT

Mitsu Chem Plast acknowledges the significance of proactive risk management to secure its operations and promote sustainable growth. Company's action of a comprehensive risk management framework helps it remain vigilant in the dynamic business environment, enabling it to identify and address potential uncertainties that may affect its overall performance. Its firm dedication to effective risk management empowers it to mitigate potential threats and capitalise on opportunities for the benefit of the organisation and its stakeholders.

To safeguard Mitsu Chem Plast's business from potential risks that may impact its operations and revenue, it has proactively identified several such risks. In order to effectively mitigate these risks, the Company has taken specific actions designed to minimise their plausible consequences. These actions are outlined below:

**Supply Chain Risks:** Mitsu Chem Plast has implemented mitigation strategies, such as diversifying the supplier base, using advanced forecasting tools, maintaining buffer stocks, and ensuring transparency and communication with suppliers. These measures enable the Company to reduce the probable downsides of the supply chain disruptions.

**Concentration Risk:** Concentration risk refers to the dependence on a limited number of customers or suppliers. Mitsu Chem Plast, with a presence across various industries, caters to more than 30 customers with its high-quality products. Further, with the Company's upcoming product launches and go-to-market strategy, it plans to acquire new customers, retain existing clients, and strengthen its supplier network.

**Quality Risk:** Quality risk pertains to the possibility of defects, recalls, or safety issues associated with the manufactured products. Mitsu Chem Plast places paramount importance on delivering premium products and has implemented stringent quality control processes, regular testing, and industry standard adherence to ensure that its reputation remains intact. The Company's risk mitigation strategies include obtaining ISO certifications, continuous monitoring, and feedback from customers.

**Human Resource Risk:** Human resource risk refers to the potential challenges related to workforce management, such as skills shortages, employee turnover, or labour disputes. Mitsu Chem Plast recognises the crucial role of employees in its success and aims to retain key management personnel to avoid any adverse effects on its business, financial condition, and results. To accomplish this, the Company implements effective recruitment, retention practices, competitive compensation strategies, and recognition programmes to retain and motivate top talent.

**Compliance Risk:** Compliance risk relates to the failure to adhere to relevant laws, regulations, and industry standards. Mitsu Chem Plast's non-compliance with these rules can result in legal penalties, reputational damage, and operational disruptions. To mitigate this risk, the Company has established a comprehensive compliance programme that regularly monitors and updates policies and procedures, conducts internal audits, and provides appropriate training to employees. It also engages with legal and regulatory experts to ensure compliance with applicable regulations.

**Environmental, Health & Safety Risk:** Environmental risks encompass the potential impact of manufacturing processes on the environment, such as pollution, waste generation, and carbon emissions. Mitsu Chem Plast is well-aware of environmental risks and is committed to protecting the environment in which it operates. To address this risk, the Company has adopted sustainable manufacturing practices, minimised waste and emissions, complied with environmental regulations, and is exploring eco-friendly alternatives and technologies.

### HUMAN RESOURCE

Mitsu Chem Plast prioritises investing in human capital as a vital aspect of its business strategy. To achieve this goal, the Company utilises various approaches, such as intellectual nurturing, motivational and inspirational nurturing, and emotional nurturing, to develop and enhance this valuable asset. The objective of implementing these approaches is to foster a motivated, inspired, and emotionally intelligent workforce capable of driving the organisation's success. The Company organises training and development programmes to constantly enhance work practices, technological advancements, technical skills, and employee productivity. These initiatives aim to bring about continuous improvement and growth. In addition, the Company has established an HR department to provide structured support for addressing queries and implementing suggestions. This department serves as a resource to facilitate effective

## Annexure IV (Contd.)

communication and foster a collaborative work environment. The Company adheres to 7 core values: Employee welfare, Quality Consciousness, Customer Delight, Innovations, Cost Cutting Without Cutting Corners, Value Engineering, and Environment Friendliness. These values are instilled in every member of the organisation and serve as a driving force for enhancing the performance of employees across all operational levels.

391 - Total number of employees associated with Mitsu Chem Plast. (Figures as of March 31, 2023)

### INTERNAL CONTROL SYSTEM

Mitsu Chem Plast has implemented a robust system of internal controls. The Company's objective with this system is to ensure that its operations run efficiently and effectively, its financial reporting is reliable, and it is compliant with applicable laws and regulations. It is a comprehensive system that encompasses all divisions, functions, and departments of the organisation. Mitsu Chem Plast has established clear policies and procedures for all financial transactions, which include segregation of duties, proper authorisation and approval processes, and continuous monitoring and reporting of financial activities. Moreover, the system is equipped with robust IT controls, such as

access controls and regular system backups, to protect against unauthorised access and data loss. The Company regularly reviews and conducts assessments to ensure the internal controls' effectiveness and preserve stakeholders' trust and confidence.

### CAUTIONARY STATEMENT

Statements in this Management Discussion and Analysis Report describing the Company's objectives and estimates, among others, may be 'forward-looking' statements within the meaning of applicable laws and regulations. The statements in this Management Discussion and Analysis Report could differ materially from those expressed or implied. Important factors that could make a difference to the Company's operations include raw material availability and prices, cyclical demand and pricing in the Company's principal markets, changes in Government regulations, tax regimes, forex markets, economic developments within India and the countries with which the Company conducts business, and other incidental factors. The Company takes no responsibility for any consequences of the decisions made based on such statements and is under no obligation to update them in the future.

## Annexure V

### REPORT ON CORPORATE GOVERNANCE

#### 1. COMPANY'S PHILOSOPHY ON THE CODE OF GOVERNANCE

In the era of good Corporate Governance, the Company believes in attainment of highest levels of transparency in all facets of its operations. The Company is committed to maximise the shareholders value by adopting the principles of good corporate governance in line with provisions stipulated in the SEBI (Listing Obligation and Disclosure Requirements) Regulations, 2015 ("Listing Regulations").

Further as required by the Listing Regulations, Report on Corporate Governance is given below.

#### 2. BOARD OF DIRECTORS

##### Composition of the Board

The Board is constituted with an optimum combination of Executive and Non-Executive Independent Directors to maintain independence of the Board. As on date of this Report, the Board consists of six Directors comprising three Executive Directors and three Independent Directors. The composition of the Board represents an optimal mix of professionalism, knowledge and experience and enables the Board to discharge its responsibilities and provide effective leadership to the business.

##### Board Meetings

During the 2022-23, six meetings were held on April 30, 2022, June 04, 2022, July 05, 2022, August 09, 2022, November 10, 2022 and February 09, 2023. The maximum interval between any two Meetings was well within the maximum allowed gap as per the Companies Act, 2013 ("Act") and Listing Regulations from time to time. During the year, the Board also transacted business by passing resolution by circulation.

##### Composition/ Category of Directors/ Attendance at Meetings:

Sr. No.	Name of Directors	Designation	Category of Directorship (Executive / Non Executive/ Promoter)	No. of Meetings attended	Attendance at the last AGM held on September 20, 2022
1	Mr. Jagdish Dedhia	Chairman and Whole-Time Director	Executive Director -Promoter	6/6	Yes
2	Mr. Sanjay Dedhia	Managing Director	Executive Director-Promoter	5/6	Yes
3	Mr. Manish Dedhia	Managing Director & CFO	Executive Director-Promoter	6/6	Yes
4	Mr. Dilip Gosar	Independent Director	Non- Executive Independent Director	6/6	Yes
5	Ms. Neha Huddar	Independent Director	Non- Executive Independent Director	6/6	Yes
6	Mr. Hasmukh Dedhia	Independent Director	Non- Executive Independent Director	6/6	Yes

## Annexure V (Contd.)

Number of directorships and committee memberships held by the Directors of the Company in other Companies including the names of the other listed entities where the Director is a Director and the category of their directorship:

Name of Director	Number of directorship in other public Companies	Committee Chairmanship and Membership		Names of other Listed Companies in which he/she holds Directorship and category of Directorship	Shareholding of Non-Executive Directors
		Chairmanship	Membership		
Mr. Jagdish Dedhia	-	-	-	-	-
Mr. Sanjay Dedhia	-	-	-	-	-
Mr. Manish Dedhia	1	-	-	-	-
Mr. Dilip Gosar	1	1	-	Sky Gold Limited (Independent Director)	Nil
Ms. Neha Huddar	2	-	1	1. Bodal Chemicals Limited (Independent Director) 2. Uravi T and Wedge Lamps Limited (Independent Director)	Nil
Mr. Has Mukh Dedhia	-	-	-	-	Nil

### Notes:

- (i) Other directorships do not include directorships of private limited companies, foreign companies, Section 8 Companies and Mitsu Chem Plast Limited.
- (ii) For the purpose of determination of limit of the Board Committees, chairpersonship and membership of the Audit Committee and Stakeholders' Relationship Committee has been considered as per Regulation 26(1)(b) of SEBI Listing Regulations.
- (iii) Mr. Manish Dedhia and Mr. Sanjay Dedhia are relatives in terms of Section 2 (77) of the Act read with Companies (Specification of definitions details) Rules, 2014. There exist no other inter-se relationships among the other Directors.
- (iv) The Company has not issued any convertible instruments.

None of the Independent Directors of the Company hold any shares of the Company.

### Declarations from Independent Director

Based on the declarations received from the Independent Directors, the Board of Directors confirm that in its opinion, the Independent Directors fulfill the terms and conditions specified in the Act and Listing Regulations in respect of their independence of the Management.

### Familiarisation programme

The Familiarisation programme enable the Independent Directors to understand the Company's business and operations in depth and to familiarise them with the process and functionalities of the Company and to assist them in performing their role as Independent Directors of the Company. The Company's Policy of conducting the Familiarisation programme has been hosted on the website of the Company at [www.mitsuchem.com](http://www.mitsuchem.com).

## Annexure V (Contd.)

The Board has identified the following skills / expertise / competencies fundamental for the effective functioning of the Company which are currently available with the Board:

Sr. No.	Areas of Expertise	Description	Names of directors who possess such skills / expertise / competence
1	Business & Industry	Domain knowledge in Business and understanding of business environment, Optimising the development in the industry for improving Company's business.	(i) Mr. Jagdish Dedhia (ii) Mr. Sanjay Dedhia (iii) Mr. Manish Dedhia
2	Financial Expertise	Comprehensive understanding of financial accounting, capital allocation, resource utilisation reporting and controls and analysis.	(i) Mr. Manish Dedhia (ii) Mr. Dilip Gosar (iii) Ms. Neha Huddar (iv) Mr. Has Mukh Dedhia
3	Sales, Marketing & Brand building	Experience in developing strategies to grow sales and market share, build brand awareness and equity and enhance enterprise reputation.	(i) Mr. Sanjay Dedhia (ii) Mr. Manish Dedhia
4	Governance & Compliance	Experience in developing governance practices, serving the best interests of all stakeholders, maintaining Board and management accountability, building long-term effective stakeholder engagements and driving corporate ethics and values.	(i) Mr. Manish Dedhia (ii) Ms. Neha Huddar

### 3. AUDIT COMMITTEE

Audit Committee of the Company is constituted in line with the provisions of Regulation 18 of SEBI Listing Regulations and Section 177 of the Act. The Audit Committee comprises of three Non-Executive Independent Directors and one Executive Director, possessing sound knowledge on accounts, audit, finance, taxation, internal controls etc. The Company Secretary acts as the secretary of the Audit Committee. The previous AGM of the Company was held on September 20, 2022, and was attended by the Chairman of the Audit Committee.

The committee met five times during the FY under purview on April 30, 2022, July 05, 2022, August 09, 2022, November 10, 2022 and February 09, 2023.

The details of the composition of the Committee and attendance of the Members during the FY are as follows:

Sr. No.	Name of Member	Category	Position held in the Committee	No. of Meetings attended
1	Mr. Dilip Gosar	Non-Executive Independent Director	Chairman	5/5
2	Mr. Manish Dedhia	Executive Director	Member	5/5
3	Ms. Neha Huddar	Non-Executive Independent Director	Member	5/5
4	Mr. Has Mukh Dedhia	Non-Executive Independent Director	Member	5/5



## Annexure V (Contd.)

### Brief description of terms of reference

The terms of reference of the Committee is as under-

- (a) To oversee the Company's financial reporting process and the disclosure of its financial information to ensure that the financial statement is correct, sufficient and credible.
- (b) Recommending the appointment, terms of appointment, removal, fixation of audit fee and also approval for payment for any other services.
- (c) Reviewing, with the management, the annual financial statements and auditor's report thereon before submission to the Board for approval, with particular reference to:
  - (i) matters required to be included in the director's responsibility statement to be included in the Board's report in terms of clause (c) of sub-section (3) of Section 134 of the Companies Act, 2013;
  - (ii) changes, if any, in accounting policies and practices and reasons for the same;
  - (iii) major accounting entries involving estimates based on the exercise of judgment by management;
  - (iv) significant adjustments made in the financial statements arising out of audit findings;
  - (v) compliance with listing and other legal requirements relating to financial statements;
  - (vi) disclosure of any related party transactions;
- (d) Modified opinion(s) in the draft audit report;
- (e) Reviewing, with the management, the quarterly financial statements before submission to the Board for approval;
- (f) Reviewing, with the management, the statement of uses / application of funds raised through an issue (public issue, rights issue, preferential issue, etc.), the statement of funds utilised for purposes other than those stated in the offer document / prospectus / notice and the report submitted by the monitoring agency monitoring the utilisation of proceeds of a public or rights issue, and making appropriate recommendations to the Board to take up steps in this matter;
- (g) Reviewing and monitoring the auditor's independence and performance, and effectiveness of audit process;
- (h) Approval or any subsequent modification of transactions of the listed entity with related parties;
- (i) Scrutiny of inter-corporate loans and investments;
- (j) Valuation of undertakings or assets of the listed entity, wherever it is necessary;
- (k) Evaluation of internal financial controls and risk management systems;
- (l) Reviewing, with the management, performance of statutory and internal auditors, adequacy of the internal control systems;
- (m) Reviewing the adequacy of internal audit function, if any, including the structure of the internal audit department, staffing and seniority of the official heading the department, reporting structure coverage and frequency of internal audit;
- (n) Discussion with internal auditors of any significant findings and follow up there on;
- (o) Reviewing the findings of any internal investigations by the internal auditors into matters where there is suspected fraud or irregularity or a failure of internal control systems of a material nature and reporting the matter to the board;
- (p) Discussion with statutory auditors before the audit commences, about the nature and scope of audit as well as post-audit discussion to ascertain any area of concern;
- (q) To look into the reasons for substantial defaults in the payment to the depositors, debenture holders, shareholders (in case of non-payment of declared dividends) and creditors;
- (r) To review the functioning of the whistle blower mechanism;
- (s) Approval of appointment of chief financial officer after assessing the qualifications, experience and background, etc. of the candidate;
- (t) Management letters / letters of internal control weaknesses issued by the statutory auditors;

## Annexure V (Contd.)

- (u) Internal audit reports relating to internal control weaknesses; and
- (v) The appointment, removal and terms of remuneration of the chief internal auditor shall be subject to review by the audit committee;
- (w) Statement of deviations:
  - i) quarterly statement of deviation(s) including report of monitoring agency, if applicable, submitted to stock exchange(s) in terms of Regulation 32(1);
  - ii) annual statement of funds utilised for purposes other than those stated in the offer document/prospectus/notice in terms of Regulation 32(7);
- (x) Review compliance with the provisions of SEBI (Prohibition of Insider Trading) Regulations, 2015 with reference to events which were regarded as UPSI, whether such UPSI were shared in the manner expected, instances of leaks, if any, instance of breaches of the Code, efficiency of sensitization process, etc. at least once in a financial year and shall verify that the systems for internal control are adequate and are operating effectively.
- (y) And to do all such acts, things or deeds as may be necessary or incidental to the exercise of the above powers.

#### 4. NOMINATION AND REMUNERATION COMMITTEE

The Nomination and Remuneration Committee is constituted in line with the provisions of Regulation 19 of Listing Regulations and Section 178 of the Act. The Committee presently consists of three Non-Executive Independent Directors. The Company Secretary of the Company acts as the secretary of the Nomination and Remuneration Committee. The previous AGM of the Company was held on September 20, 2022 and was attended by the Chairman of the Nomination and Remuneration Committee. Two meeting of the Committee was held during the year under purview on August 09, 2022 and on February 09, 2023 respectively.

**The details of the composition of the Committee and attendance of the Members during the FY are as follows:**

Sr. No.	Name of Member	Category	Position held in the Committee	No. of Meetings attended
1	Mr. Dilip Gosar	Non-Executive Independent Director	Chairman	2/2
2	Ms. Neha Huddar	Non-Executive Non Independent Director	Member	2/2
3	Mr. Hasmukh Dedhia	Non-Executive Non Independent Director	Member	2/2

#### Brief description of terms of reference

The terms of reference of the Committee is as under-

- (a) To formulate the criteria for determining qualifications, competencies, positive attributes and independence for appointment of a Director and recommend to the Board, policies relating to the remuneration of the Directors, Key Managerial Personnel and other employees;
- (b) To identify persons who are qualified to become Directors and who may be appointed in senior management in accordance with the criteria laid down and recommend to the Board their appointment and removal;
- (c) To formulate the criteria for evaluation of the Independent Directors and the Board;
- (d) To devise a policy on Board diversity.
- (e) To determine whether to extend or continue the term of appointment of the Independent Director, on the basis of the report of performance evaluation of Independent Directors.
- (f) Recommend to the Board, all remuneration, in whatever form, payable to Senior Management.
- (g) And to do all such acts, things or deeds as may be necessary or incidental to the exercise of the above powers.

#### Performance evaluation criteria for independent directors:

The Nomination and Remuneration Committee has laid down the criteria for performance evaluation of Independent Directors. An indicative list of factors on which evaluation was carried out includes participation and contribution by a director, commitment, effective deployment of knowledge and expertise, integrity and maintenance of confidentiality and independence of behavior and judgment.

#### 5. REMUNERATION TO DIRECTORS

The Company pays remuneration on monthly basis to its Directors. The Company has a well-defined Remuneration Policy which is available on the website of the Company at <https://mitsuchem.com/investors/policies>. The details of remuneration paid to the Executive Directors during the 2022- 23 are as follows:

## Annexure V (Contd.)

(₹ in lakhs)

Sr. No.	Name	Remuneration	Perquisites	Total
1	Mr. Jagdish Dedhia	108.00	0	108.00
2	Mr. Sanjay Dedhia	108.00	0	108.00
3	Mr. Manish Dedhia	108.00	0	108.00

During the year, the Company has paid sitting fees to Non -Executive Directors as under:

Sr. No.	Name	Amount (₹ in lakhs)
1	Mr. Dilip Gosar	2.00
2	Ms. Neha Huddar	1.90
3	Mr. Hasmukh Dedhia	1.75

Except for sitting fees, there were no pecuniary or business relationship of Non-Executive Directors vis-à-vis the Company. The Company has not granted any stock option to any of its Directors. None of the Director has any fixed component and performance linked incentives based on performance criteria, also there are no provisions for notice period and payment of severance fees.

### 6. STAKEHOLDERS' RELATIONSHIP COMMITTEE

The Stakeholders' Relationship Committee is constituted in line with the provisions of Regulation 20 of SEBI Listing Regulations and Section 178 of the Act. The Committee presently consists of four Directors out of which three are Independent Directors and one Executive Director. The previous AGM of the Company was held on September 20, 2022 and was attended by the Chairman of the Stakeholders' Relationship Committee. One meeting of the Committee was held during the year under purview on February 09, 2023.

**The details of the composition of the Committee and attendance of the Members during the FY are as follows:**

Sr. No.	Name of Members	Category	Position held in the Committee	No. of Meetings attended
1	Mr. Dilip Gosar	Non-Executive Independent Director	Chairman	1/1
2	Ms. Neha Huddar	Non-Executive Independent Director	Member	1/1

Sr. No.	Name of Members	Category	Position held in the Committee	No. of Meetings attended
3	Mr. Manish Dedhia	Executive Director	Member	1/1
4	Mr. Hasmukh Dedhia	Non-Executive Independent Director	Member	1/1

### Brief Terms of Reference

The terms of reference of the Committee is as under-

- Allotment and listing of shares in future.
- Redressing of security holder's and investor complaints such as non-receipt of declared dividend, annual report, transfer of Equity Shares and issue of duplicate/split/consolidated share certificates, general meetings;
- Review of measures taken for effective exercise of voting rights by shareholders.
- Review of adherence to the service standards adopted by the listed entity in respect of various services being rendered by the Registrar & Share Transfer Agent.
- Review of the various measures and initiatives taken by the listed entity for reducing the quantum of unclaimed dividends and ensuring timely receipt of dividend warrants/annual reports/statutory notices by the shareholders of the Company.
- Monitoring transfers, transmissions, dematerialisation, re-materialisation, splitting and consolidation of Equity Shares and other securities issued by our Company, including review of cases for refusal of transfer/ transmission of shares and debentures;
- Reference to statutory and regulatory authorities regarding investor grievances;
- And to do all such acts, things or deeds as may be necessary or incidental to the exercise of the above powers.

Ms. Ankita Bhanushali, Company Secretary is the Compliance officer who oversees the redressal of the investors' grievances and also acts as Secretary to the Committee.

During the FY under review, no investor complaints were received by the Company.

## Annexure V (Contd.)

### 7. CORPORATE SOCIAL RESPONSIBILITY COMMITTEE

The Corporate Social Responsibility Committee is constituted in line with the provisions of Section 135 of the Act. The Committee consists of four Directors out of which two are Independent Directors and two are Executive Directors.

The Committee met twice during the FY under purview i.e. on April 30, 2022 and February 09, 2023.

**The details of the composition of the Committee and attendance of the Members during the FY are as follows:**

Sr. No.	Name of Members	Category	Position held in the Committee	No. of Meetings attended
1	Mr. Manish Dedhia	Executive Director	Chairman	2/2
2	Mr. Jagdish Dedhia	Executive Director	Member	2/2
3	Mr. Dilip Gosar	Non-Executive Independent Director	Member	2/2
4	Ms. Neha Huddar	Non-Executive Independent Director	Member	2/2

### 8. GENERAL BODY MEETINGS

The details of Special Resolutions passed at the AGMs held in last 3 years along with the location and time of the AGMs are as follows:

AGM	FINANCIAL YEAR	DATE & TIME	VENUE	SPECIAL RESOLUTION PASSED
34th AGM	March 31, 2022	Tuesday, September 20, 2022 at 4.00 p.m.	Video Conferencing / Other Audio Visual Means	None
33rd AGM	March 31, 2021	Thursday, September 16, 2021 at 4.00 p.m.	Video Conferencing / Other Audio Visual Means	a) Revision in terms of remuneration of Mr. Jagdish L. Dedhia (DIN: 01639945), Chairman & Whole -Time Director of the Company. b) Revision in terms of remuneration of Mr. Sanjay M. Dedhia (DIN: 01552883) Managing Director of the Company c) Revision in terms of remuneration of Mr. Manish M. Dedhia (DIN: 01552841) Managing Director & Chief Financial Officer of the Company
32nd AGM	March 31, 2020	Wednesday, September 09, 2020 at 4.00 p.m.	Video Conferencing / Other Audio Visual Means	a) Appointment of M/s. Gokhale & Sathe as Statutory Auditors of the Company for filling casual vacancy. b) Appointment of M/s. Gokhale & Sathe as Statutory Auditors of the Company c) Appointment of Ms. Neha Huddar as an Independent Director of the Company d) Adoption of new set of Articles of Association

All special resolutions set out in the Notices for the Annual General Meetings were passed by the Members at the respective meetings with requisite majority.

## Annexure V (Contd.)

### Extraordinary General Meeting

No Extraordinary General Meeting of the members was held during 2022-23 under review.

### Postal Ballot

During the financial year 2022-23, no resolution was passed through postal ballot and as on date of this report, the Company does not propose to pass any resolution for the time being by way of Postal Ballot.

## 9. MEANS OF COMMUNICATION

- (i) The Company's unaudited quarterly financial results were announced within forty-five days of the close of the quarter and its audited annual financial results were announced within sixty days from the close of the financial year as per the requirements of the Listing Regulations. The aforesaid financial results were submitted to the Stock Exchange and are normally published in Financial Express, Business Standards and Mumbai Lakshadeep.
- (ii) The Company's results are displayed on the Company's website [www.mitsuchem.com](http://www.mitsuchem.com).
- (iii) The Company also issues press releases from time to time. Press releases and presentations made to the institutional investors/ analysts after the declaration of the results are submitted to BSE Limited as well as uploaded on the Company's website.
- (iv) The Ministry of Corporate Affairs ("MCA") vide circular no. 20/2020 dated May 05, 2020 read with General Circular No. 14/2020 dated April 08, 2020, 17/2020 dated April 13, 2020, 02/2021 dated January 13, 2021, 21/2021 dated December, 14, 2021, 02/2022 dated May 05, 2022 & 10/2022 dated December 28, 2022 (the 'MCA Circulars'), provided certain relaxations for companies, including conducting Annual General Meeting (AGM) through Video Conferencing (VC) or through other audio-visual means (OAVM) ('electronic mode'). Said MCA Circulars had also dispensed with the printing and dispatch of annual reports to shareholders.

In line with the above MCA Circulars, SEBI vide its circular no. SEBI/HO/CFD/PoD-2/P/CIR/2023/4 dated January 05, 2023 dispensed with the requirement of Regulation 36 (1)(b) and (c) of the SEBI Listing Regulations for listed entities, who conduct their AGMs, inter alia, on or before September 30, 2023, which otherwise prescribes that a listed entity shall send the hard copy of the statement containing salient features of all the documents, as prescribed in Section 136 of the Act to the shareholders who have not registered their email addresses and hard copies of full annual reports to those shareholders, who request for the same, respectively. Pursuant to the MCA Circulars and SEBI Circulars this Notice along with the Annual Report for 2022-23 is being sent by electronic mode to those Members whose e-mail addresses are registered with the Company / their Depository Participants ("DPs"), unless any Member has requested for a physical copy of the same.



## Annexure V (Contd.)

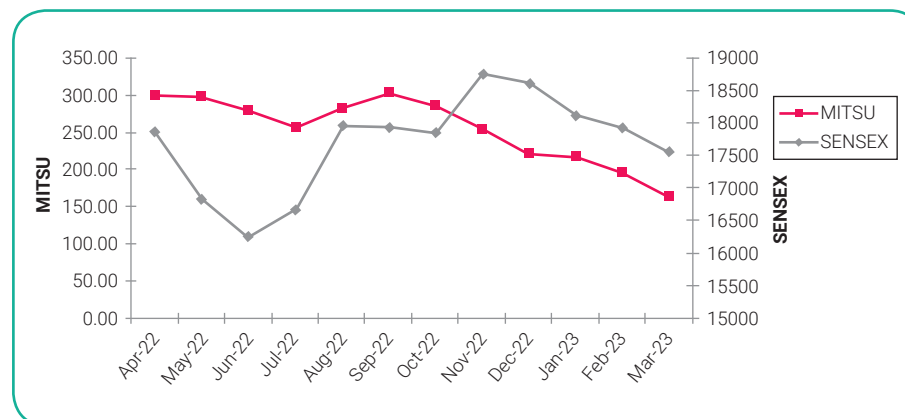
### 10. GENERAL SHAREHOLDER INFORMATION

<b>Date &amp; Time of AGM</b>	Thursday, September 14, 2023 at 4:00 p.m.
<b>Venue</b>	Through Video Conferencing / Other Audio-Visual Means (there is no requirement to have a venue for the AGM) as set out in the Notice convening the Annual General Meeting.
<b>Financial year</b>	The Financial Year of the Company is from April 01, 2022 to March 31, 2023.
<b>Dividend payment date</b>	The final dividend, if approved, shall be paid/credited on or before Friday, October 13, 2023.
<b>Date of Book Closure</b>	Friday, September 08, 2023 to Thursday, September 14, 2023 (both days inclusive)
<b>Listing on Stock Exchange</b>	BSE Limited Phiroze Jeejeebhoy Towers, Dalal Street, Mumbai 400001. The listing fees for the year 2022-2023 have been paid to the aforesaid Stock Exchange.
<b>Scrip code</b>	540078
<b>Registrar to an issue and share transfer agents</b>	<b>Bigshare Services Private Limited</b> <b>Address:</b> Office No. S6-2, 6th Floor, Pinnacle Business Park, Next to Ahura Centre Mahakali Caves Road, Andheri (East), Mumbai – 400 093. Maharashtra, India. <b>Tel:</b> 022- 6263 8200 <b>Email:</b> arunraj@bigshareonline.com <b>Website:</b> www.bigshareonline.com <b>Contact Person:</b> Arunraj S. <b>SEBI Registration No.:</b> INR000001385.
<b>Share transfer system</b>	In respect of shares held in dematerialised mode, the transfer takes place instantaneously between the transferor, transferee, and the Depository Participant through electronic debit/ credit of the accounts involved

### Market Price Data

Month	High (₹)	Low (₹)
April 2022	348.30	250.75
May 2022	344.85	250.00
June 2022	300.00	259.15
July 2022	297.45	213.70
August 2022	309.65	255.10
September 2022	324.00	280.10
October 2022	304.95	268.60
November 2022	279.80	230.50
December 2022	252.00	190.00
January 2023	235	201.60
February 2023	217	175.50
March, 2023	190	136.45

### Performance in comparison to broad-based indices such as BSE Sensex Share Price Movement during each month of the financial year 2022-2023\*



\* Source: www.bseindia.com

## Annexure V (Contd.)

### Commodity Price Risk / Foreign Exchange Risk and Hedging activities

#### Price risk

Price risk is the risk that the profits and cashflows will fluctuate because of changes in the market prices. The Company is exposed in the ordinary course of its business to risks related to commodity prices.

The Company seeks to minimise the effects of these risks by continuous monitoring and using derivative financial instruments to hedge risk exposures, wherever permissible and cost effective. The Company does not enter into or trade financial instruments, including derivatives for speculative purposes.

#### Foreign currency risk management

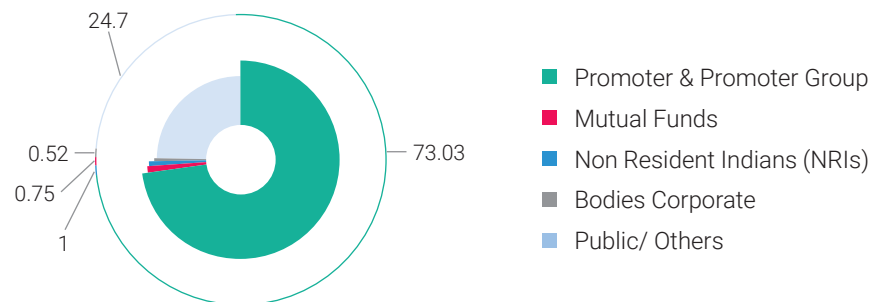
The Company's functional currency is Indian Rupees (₹). The Company undertakes transactions denominated in foreign currencies; consequently, exposure to exchange rate fluctuations arise. Volatility in exchange rates affects the Company's revenue from export markets and the costs of imports, primarily in relation to raw materials.

The Company seeks to minimise the effects of these risks by continuous monitoring and using derivative financial instruments to hedge risk exposures, wherever permissible and cost effective. The Company does not enter into or trade financial instruments, including derivatives for speculative purposes.

#### Distribution of Shareholding

Sr. No.	Shareholding	Shareholders		Total Shares	
		No. of Shareholders	%	No. of Shares	%
1	1-500	8,420	89.44	6,28,380	5.21
2	501-1000	612	6.50	4,43,077	3.67
3	1001-2000	205	2.18	2,93,678	2.43
4	2001-3000	66	0.70	1,61,559	1.34
5	3001-4000	41	0.44	1,45,053	1.20
6	4001-5000	12	0.13	56,334	0.47
7	5001-10000	27	0.29	1,94,831	1.61
8	10001 & Above	31	0.33	1,01,49,688	84.07
<b>Total</b>		<b>9,414</b>		<b>1,20,72,600</b>	<b>100</b>

### Shareholding Pattern as on March 31, 2023



#### Dematerialisation of shares and liquidity

The whole of the Company's Share Capital is dematerialised as on March 31, 2023.

#### Outstanding GDRs/ ADRs/ Warrants or any Convertible Instruments, conversion date and likely impact on equity

There were no outstanding GDRs/ADRs/Warrants or any or any other Convertible Instruments as at for the year ended March 31, 2023.

#### Plant Locations

The Company has three (3) units located at the following locations:

<b>Unit-I</b>	N 83/84, MIDC, Tarpur, Boisar Dist Thane 401 506
<b>Unit-II</b>	J 237, MIDC, Tarpur, Boisar Dist Thane 401 506
<b>Unit-III</b>	Plot No.24/11, 24/12,24/15, 24/8b, 25/1, Village Talavali, Mazgaon B.O. Post Office, Khalapur, Dist Raigad- 410 220

#### Address for correspondence

Investors can communicate at the following addresses:

##### 1. Mitsu Chem Plast Limited

329, Gala Complex, 3rd floor,  
Din Dayal Upadhyay Marg, Mulund (West),  
Mumbai - 400 080, Maharashtra, India

Website: [www.mitsuchem.com](http://www.mitsuchem.com)

E-Mail: [investor@mitsuchem.com](mailto:investor@mitsuchem.com)

Tel: +91-22-25920055

## Annexure V (Contd.)

### 2. Bigshare Services Private Limited

Office No. S6-2, 6th Floor, Pinnacle Business Park, Next to Ahura Centre Mahakali Caves Road, Andheri (East), Mumbai – 400 093. Maharashtra, India.

Email: [arunraj@bigshareonline.com](mailto:arunraj@bigshareonline.com)

Tel: 022- 6263 8200

Website: [www.bigshareonline.com](http://www.bigshareonline.com)

Contact Person: Arunraj S.

SEBI Registration No.: INR000001385.

#### Credit ratings

There were no Credit Ratings availed by the Company for all the debt instruments/facilities as on March 31, 2023.

## 11. DISCLOSURES

### Related Party Transactions

All transactions entered into with Related Parties as defined under the Act, and Regulation 23 of the Listing Regulations during the financial year were in the ordinary course of business and on an arm's length pricing basis and do not attract the provisions of Section 188 of the Act. There were no materially significant transactions with related parties during the financial year which were in conflict with the interest of the Company. The Related Party Transaction policy has been hosted on the Company's website at <https://mitsuchem.com/investors/policies>.

### Compliance

There were no instances of non-compliance by the Company and no penalties or strictures were imposed on the Company by the stock exchange or Securities and Exchange Board of India (SEBI), or any statutory authority on any matter related to the capital markets during the last three years.

### Whistle Blower Policy /Vigil Mechanism

As per the provisions of Section 177(9) and (10) of the Act, the Company has a Whistle Blower Policy for establishing a vigil mechanism for Directors and Employees to report genuine concerns about unethical behavior, actual or suspected fraud or violation of the Company's Code of Conduct and provide

adequate safeguards against victimisation of persons who use such mechanism and makes provision for direct access to the Chairman of the Audit Committee in appropriate or exceptional cases. There was no instance of denial of access to the Audit Committee. The said policy has been hosted on the Company's website at <https://mitsuchem.com/investors/policies>.

### Details of adoption of discretionary requirements specified in Part E of Schedule II to the Listing Regulations

During the year, the Company has complied with the mandatory requirements as applicable to the Company under the Listing Regulations.

With respect to the compliance with the non-mandatory requirements pursuant to Regulation 27(1) of the SEBI Listing Regulations, the Company has adopted the following non-mandatory requirements:

- (i) The Auditors' Report on financial statements of the Company are unqualified.
- (ii) Internal auditors of the Company, make quarterly presentations to the Audit Committee on their reports.

### Details of utilisation of funds

During the year under review, there were no Preferential Allotment or Qualified Institutional Placement as specified under Regulation 32(7A) of the Listing Regulations.

### Disclosures with respect to demat suspense account/ unclaimed suspense account

During the year under review, the Company was not required to transfer any shares to demat suspense account/unclaimed suspense account.

### Certification of non-disqualification of Directors:

A Certificate issued under the provision of Listing Regulations by Mr. Haresh Sanghvi, Company Secretary in practice (FCS 2259 and COP No. 3675) stating that none of the Directors on the Board of the Company have been debarred or disqualified as Directors of Companies by SEBI or Ministry of Corporate Affairs or any such other Authority is annexed to this report.

## Annexure V (Contd.)

### Where the Board had not accepted any recommendation of any Committee of the Board which is mandatorily required, in the relevant Financial Year, the same to be disclosed along with reasons

During the year under review, the Board has accepted all the recommendation of all the Committees of the Board.

### Fees paid to Auditors

The total fees for all services paid by the Company to M/s. Gokhale & Sathe, Chartered Accountants, Statutory Auditors and all the entities in the network firm/ network entity of which Statutory Auditors is a part during the 2022-23 is ₹ 7.41 lakhs.

### Payment of Listing Fees

The Company has paid listing fees for 2023-24 to the exchange BSE (Bombay Stock Exchange) Limited within the prescribed time limit.

### Disclosure in relation to sexual harassment of women at workplace

No complaints of sexual harassment of women at workplace were filed during the 2022-23.

### Disclosure of the compliance with Corporate Governance requirements

The disclosure is fully compliant with the Corporate Governance requirements specified in Regulation 17 to 27 and clauses (b) to (i) of sub-regulation (2) of Regulation 46 of the Listing Regulations, as applicable and compliance report on Corporate Governance in the requisite formats, have been submitted to the concerned stock exchange.

### Compliance Certificate on Corporate Governance

Certificate issued by Mr. Haresh Sanghvi, Company Secretary in practice (FCS 2259 and COP No. 3675) confirming compliance with the conditions of Corporate Governance, as stipulated under SEBI Listing Regulations, is annexed to this Report.

### Disclosure by listed entity and its subsidiaries of 'Loans and advances in the nature of loans to firms/companies in which directors are interested by name and amount

During the year under review, the Company has not granted any loans, secured or unsecured, to companies/ firms in which Directors are interested.

### Code for Prevention of Insider Trading:

The Company has adopted a Code of Conduct to regulate, monitor and report trading by designated persons and their immediate relatives as per the requirements under the Securities and Exchange Board of India (Prohibition of Insider Trading) Regulations, 2015. The Code, inter alia, lays down the procedures to be followed by designated persons while trading/ dealing in Company's shares and sharing Unpublished Price Sensitive Information ("UPSI"). The Code covers Company's obligation to maintain a digital database, mechanism for prevention of insider trading and handling of UPSI, and the process to familiarize with the sensitivity of UPSI. Further, it also includes code for practices and procedures for fair disclosure of unpublished price sensitive information which has been made available on the Company's website at <https://mitsuchem.com/investors/policies>.

## 12. MD/CFO CERTIFICATION

The Managing Director & CFO have issued certificate pursuant to the provisions of Regulation 17(8) of the Listing Regulations certifying that the financial statements do not contain any materially untrue statement and this statement represent a true and fair view of the Company's affairs.

**For and on behalf of the Board of Directors of  
Mitsu Chem Plast Limited**

**Jagdish Dedhia**

**Chairman & Whole-Time Director  
DIN: 01639945**

**Date: May 15, 2023  
Place: Mumbai**

## Annexure V (Contd.)

### CERTIFICATE OF NON-DISQUALIFICATION OF DIRECTORS

[Pursuant to Regulation 34(3) and Schedule V Para C Sub clause (10)(i) of SEBI (Listing Obligations and Disclosure Requirements) Regulations, 2015]

To,  
The Members of  
**Mitsu Chem Plast Limited,**  
CIN: L25111MH1988PLC048925  
329, Gala Complex, 3rd Floor,  
Din Dayal Upadhyay Marg,  
Mulund (West) Mumbai – 400 080

I have examined following documents for the purpose of issuing this Certificate-

- i. Declaration of non-disqualification as required under section 164 of the Companies Act, 2013 ("Act"); and
- ii. Disclosure of concern and/or interests as required under section 184 of the Act (hereinafter referred as "the relevant documents") of **Mitsu Chem Plast Limited**, bearing Corporate Identification Number (CIN) - L25111MH1988PLC048925, having its registered office at 329, Gala Complex, 3rd Floor, Din Dayal Upadhyay Marg, Mulund (West) Mumbai – 400 080 (hereinafter referred as "**the Company**") to the Board of Directors of the Company ("the Board") for the Financial Year 2022-23 and relevant registers, records, forms and returns maintained by the Company and as made available for the purpose of issuing this Certificate in accordance with Regulation 34(3) read with Schedule V Para C Clause 10(i) of SEBI (LODR) Regulations, 2015. I have considered non-disqualification to include non-debarment by Regulatory/ Statutory Authorities.

It is the responsibility of Directors to submit relevant documents with complete and accurate information in accordance with the provisions of the Act and ensuring the eligibility for the appointment / continuity of every Director on the Board is the responsibility of the management of the Company. My responsibility is to express an opinion based on verification.

Based on the verification and examination of aforesaid documents including Directors Identification Number (DIN) status at the Ministry of Corporate Affairs (MCA) portal www.mca.gov.in and the List of disqualified Directors published by the MCA, in my opinion and to the best of my information and knowledge and according to the explanations provided by the Company, its officers and authorised representatives, I hereby certify that during the Financial Year ended March 31, 2023, none of the Directors on the Board of the Company, as listed hereunder have been debarred or disqualified from being appointed or continuing to act as Directors of Companies by Securities and Exchange Board of India/ MCA or any such statutory authority:

Sr. no.	Name of the Directors	DIN	Date of appointment <sup>1</sup>
1	Jagdish Liladhar Dedhia	01639945	April 12, 1990
2	Manish Mavji Dedhia	01552841	April 01, 1997
3	Sanjay Mavji Dedhia	01552883	July 15, 1993
4	Dilip Khushalchand Gosar	07514842	June 13, 2016
5	Neha Sunil Huddar	00092245	February 01, 2020
6	Hasmukh Dedhia	07510925	June 01, 2021

<sup>1</sup>the date of appointment is as per the MCA Portal

I further state that such compliance is neither an assurance as to the future viability of the Company nor of the efficiency or effectiveness with which the management has conducted the affairs of the Company.

This Certificate has been issued at the request of the Company to make disclosure in its Corporate Governance Report of the Financial Year ended March 31, 2023.

**Haresh Sanghvi**  
**Practising Company Secretary**  
**FCS No.: 2259/CoP No.: 3675**  
**UDIN: F002259E000309049**  
**Peer Review Certificate no:1104/2021**

**Date: May 15, 2023**  
**Place: Mumbai**



## Annexure V (Contd.)

### MANAGING DIRECTOR'S DECLARATION FOR COMPLIANCE WITH CODE OF CONDUCT

To the Members of

**MITSU CHEM PLAST LIMITED**

I hereby confirm that all the members of the Board and Senior Management have affirmed compliance with the Code of Conduct framed by the Company.

**For Mitsu Chem Plast Limited**

Place: Mumbai  
Date: May 15, 2023

**Manish Dedhia**  
DIN:01552841  
Managing Director & CFO

---

### CORPORATE GOVERNANCE CERTIFICATE

To,  
**The Members,  
Mitsu Chem Plast Limited  
Mumbai**

I have examined the compliance of conditions of Corporate Governance by **Mitsu Chem Plast Limited** ("the Company"), as stipulated under Regulations 17 to 27 and clauses (b) to (i) of sub-regulation (2) of Regulation 46 and Para C, D and E of Schedule V to the SEBI (Listing Obligations and Disclosure Requirements) Regulations, 2015 ("**Listing Regulations**") for the financial year ended March 31, 2023.

The compliance of conditions of Corporate Governance is the responsibility of the management of the Company. My examination was limited to procedures and implementation thereof, adopted by the Company for ensuring the compliance of the conditions of Corporate Governance as stipulated in the said Regulations. It is neither an audit nor an expression of opinion on the financial statements of the Company.

On the basis of my findings from the examination of the records produced and explanations and information furnished to me and the representation made by the Management, I certify that the Company has complied with the conditions of Corporate Governance as stipulated under Regulations 17 to 27 and clauses (b) to (i) of sub-regulation (2) of Regulation 46 and Para C, D and E of Schedule V to the Listing Regulations for the financial year ended March 31, 2023.

I further state that this Certificate is neither an assurance as to the future viability of the Company nor the efficiency or effectiveness with which the Management has conducted the affairs of the Company.

Date: May 15, 2023  
Place: Mumbai

**Haresh Sanghvi**  
Practicing Company Secretary  
FCS No.: 2259/CoP No.: 3675  
UDIN: F002259E000309071  
Peer Review Certificate no:1104/2021

## Annexure V (Contd.)

### MANAGING DIRECTOR/CFO CERTIFICATION

[Pursuant to Regulation 34(3) and Schedule V Para C Sub clause (10)(i) of SEBI (Listing Obligations and Disclosure Requirements) Regulations, 2015]

In accordance with Regulation 17(8) of Securities and Exchange Board of India (Listing Obligations and Disclosure Requirements) Regulations, 2015, we, Mr. Sanjay Dedhia, Jt. Managing Director and Mr. Manish Dedhia, Jt. Managing Director & Chief Financial Officer of Mitsu Chem Plast Limited (hereinafter referred to as "Company"), to the best of our knowledge and belief, certify that:

1. We have reviewed the financial statements and the cash flow statement of the Company for the year ended March 31, 2023 and that to the best of our knowledge and belief:
  - a. these statements do not contain any materially untrue statement or omit any material fact or contain statements that might be misleading;
  - b. these statements together present a true and fair view of the Company's affairs and are in compliance with existing accounting standards, applicable laws and regulations.
2. There are, to the best of our knowledge and belief, no transactions entered into by the Company during the year which are fraudulent, illegal or violative of the Company's code of conduct.
3. We accept responsibility for establishing and maintaining internal controls for financial reporting and that we have evaluated the effectiveness of internal control systems of the Company pertaining to financial reporting and we have disclosed to the auditors and the Audit Committee, deficiencies in the design or operation of such internal controls, if any, of which we are aware and the steps we have taken or propose to take to rectify these deficiencies.
4. We have indicated to the auditors and the Audit committee:
  - a. the significant changes in internal control over financial reporting during the year, if any;
  - b. significant changes in accounting policies during the year, if any, have been disclosed in the notes to the financial statements; and
  - c. that there are no instances of significant fraud of which we have become aware and the involvement therein, if any, of the management or an employee having a significant role in the Company's internal control system over financial reporting.

**For Mitsu Chem Plast Limited**

**Place: Mumbai**  
**Dated: May 15, 2023**

**Sanjay Dedhia**  
**Managing Director**  
**DIN: 01552883**

**Manish Dedhia**  
**Managing Director & CFO**  
**PAN: AACPD6549F**

## Annexure -VI

**Disclosure pursuant to Section 197(12) of the Companies Act, 2013 read with rule 5 of the Companies  
(Appointment and Remuneration of Managerial Personnel) Rules, 2014.**

1. **The percentage increase in remuneration of each director, Chief Financial Officer, Chief Executive Officer, Company Secretary or Manager, if any, in the 2022-23, ratio of the remuneration of each director to the median remuneration of the employees of the Company for the financial year:**

Sr. No.	Name of the Director/KMP and Designation	Remuneration of Director/ KMP for the 2022-23	% increase in Remuneration in the 2022-23	Ratio of the remuneration of each director to the median remuneration of the employees
1	Jagdish Dedhia	1,08,00,000	0%	34.29
2	Sanjay Dedhia	1,08,00,000	0%	34.29
3	Manish Dedhia	1,08,00,000	0%	34.29
4	Dilip Gosar	2,00,000	38%	0.63
5	Neha Huddar	1,90,000	41%	0.60
6	Hasmukh Dedhia	1,75,000	67%	0.56
7	Drishti Thakker*	5,54,473	(22.12%)	1.76
8	Ankita Bhanushali#	2,10,683	NA	0.67

\* During the year Ms. Drishti Thakker resigned as Company Secretary w.e.f. October 31, 2022.

# Ms. Ankita Bhanushali was appointed as Company Secretary w.e.f. November 09, 2022.

2. **The percentage increase in the median remuneration of employees in the financial year;**

The percentage increase in median remuneration of employee is 20.68%

3. **The number of permanent employees on the rolls of company**

391 employees on the rolls of Company as on March 31, 2023.

4. **Average percentile increase already made in the salaries of employees other than the managerial personnel in the last financial year and its comparison with the percentile increase in the managerial remuneration and justification thereof and point out if there are any exceptional circumstances for increase in the managerial remuneration**

Average percentile increase in the salaries of employees other than the managerial personnel is 20.46% whereas the total remuneration of Key Managerial Personnel increased by 0.16% from 2021-22 to 2022-23.

5. **Affirmation that the remuneration is as per the remuneration policy of the Company**

Remuneration paid during the year ended March 31, 2023 is as per Remuneration Policy of the Company.

**For Mitsu Chem Plast Limited**

**Jagdish Dedhia**  
Chairman & Whole-Time Director  
DIN: 01639945

Place: Mumbai  
Dated: May 15, 2023

# BUSINESS RESPONSIBILITY AND SUSTAINABILITY REPORTING (BRSR)

## SECTION A: GENERAL DISCLOSURES

### I. DETAILS OF THE LISTED ENTITY

1. Corporate Identity Number (CIN) of the Listed Entity	L25111MH1988PLC048925
2. Name of the Listed Entity	MITSU CHEM PLAST LIMITED
3. Year of incorporation	23/09/1988
4. Registered office address	329, Gala Complex, 3rd Floor, Din Dayal Upadhyay Marg, Mulund (West), Mumbai-400080.
5. Corporate address	329, Gala Complex, 3rd Floor, Din Dayal Upadhyay Marg, Mulund (West), Mumbai-400080.
6. E-mail	investor@mitsuchem.com
7. Telephone	022-25920055
8. Website	<b>www.mitsuchem.com</b>
9. Financial year for which reporting is being done	2022-23
10. Name of the Stock Exchange(s) where shares are listed	Bombay Stock Exchange Limited (BSE Limited)
11. Paid-up Capital	120,726,000
12. Name and contact details (telephone, email address) of the person who may be contacted in case of any queries on the BRSR report	Ankita Bhanushali Company Secretary 022-25920055 investor@mitsuchem.com
13. Reporting boundary Are the disclosures under this report made on a standalone basis (i.e., only for the entity) or on a consolidated basis (i.e. for the entity and all the entities which form a part of its consolidated financial statements, taken together).	Standalone

### II. PRODUCTS/SERVICES

#### 14. Details of business activities (accounting for 90% of the turnover):

S. No.	Description of main activity	Description of business activity	% of turnover of the entity (2022-23)
1	Manufacturing	Plastic manufacturing	95%

#### 15. Products/Services sold by the entity (accounting for 90% of the entity's Turnover):

S. No.	Product/Service	NIC Code	% of total turnover contributed
1	Manufacture of plastic articles for the packing of goods (plastic bags, sacks, containers, boxes, cases, carboys, bottles etc.)	22203	84.59%
2	Manufacture of furniture primarily of plastic	31004	8.74%

### III. OPERATIONS

#### 16. Number of locations where plants and/or operations/offices of the entity are situated:

Location	Number of plants	Number of offices	Total
National	3	2	5
International	0	0	0

#### Plant Locations:

- Plot No. N-83/84, MIDC, Tarapur, Tal. & Dist. Palghar-401506.
- Plot No. J-237, MIDC, Tarapur, Tal. & Dist. Palghar-401506.
- Plot No. 24/11, 24/12, 24/15, 24/8B & 25/1, Village – Talavli (Lohop), Post : Majgaon, Opp. Birla Carbon Ind. P. Limited Tal. Khalapur, Dist. Raigad -410220

#### Number of Offices

- Reg. & Corporate Office :329,Gala Complex , Din Dayal Upadhyay Road,Mulund (West), Mumbai -400080,
- Regional office: 602, Naurang Bhavan, 21 K. G. Marg, South Delhi, New Delhi, 110001

## BUSINESS RESPONSIBILITY AND SUSTAINABILITY REPORTING (Contd.)

### 17. Markets served by the entity:

#### a. Number of locations

Locations	Number
National (No. of States)	27
International (No. of Countries)	8

#### b. What is the contribution of exports as a percentage of the total turnover of the entity?

- Exports a percentage of the total turnover :0.025%

#### c. A brief on types of customers

Mitsu Chem Plast Limited was established in the year 1988. Since our inception, we are reckoned as one of the prominent manufacturers, exporters and traders of a quality assured collection of HDPE Bottle, Packaging Bottles, HDPE Drums, Chair Parts, Hospital Bed manufacturer etc. The entire product range is manufactured with strict adherence to set industrial quality standards. To rise up as a famous name in industry, we design and fabricate our range using excellent quality raw materials which we obtain from the most trusted vendors of the market. Our offered products are admired and appreciated amongst our customers for their remarkable features which include low maintenance, light weight, dimensionally accurate, attractive designs, safe to use, leak resistant, temper proof packaging and highest quality. We also provide these products in different colors, designs, shapes and sizes as per the needs and demands of our precious clients.

Our customers include big names from Pharmaceuticals, chemicals, Agrochemicals, FMCG, food, cosmetics, Healthcare & furniture, and similar other industries. The Company is having more than 500 plus SKU's catering to more than 30 plus Fortune (India) 500 customers in India.

## IV. EMPLOYEES

### 18. Details as at the end of Financial Year: 2022-23

#### a. Employees and workers (including differently abled):

S. No.	Particulars	Total (A)	Male		Female	
			No. (B)	% (B / A)	No. (C)	% (C / A)
<b>EMPLOYEES</b>						
1.	Permanent (D)	180	149	82.78%	31	17.22%
2.	Other than Permanent (E)	0	0	0	0	0
3.	<b>Total employees (D + E)</b>	<b>180</b>	<b>149</b>	<b>82.77%</b>	<b>31</b>	<b>17.22%</b>
<b>WORKERS</b>						
4.	Permanent (F)	211	196	92.89%	15	7.11%
5.	Other than Permanent (G)	606	554	91.42%	52	8.58%
6.	<b>Total workers (F + G)</b>	<b>817</b>	<b>750</b>	<b>91.79%</b>	<b>67</b>	<b>8.20%</b>

#### b. Differently abled Employees and worker-

S. No	Particulars	Total (A)	Male		Female	
			No. (B)	% (B / A)	No. (C)	% (C / A)
<b>DIFFERENTLY ABLED EMPLOYEES</b>						
1.	Permanent (D)	0	0	0	0	0
2.	Other than Permanent (E)	0	0	0	0	0
3.	Total differently abled employees (D + E)	0	0	0	0	0
<b>DIFFERENTLY ABLED WORKERS</b>						
4.	Permanent (F)	1	0	0	1	100%
5.	Other than permanent (G)	2	2	100%	0	0
6.	<b>Total differently abled workers (F + G)</b>	<b>3</b>	<b>2</b>	<b>66.66%</b>	<b>1</b>	<b>33.33%</b>



## BUSINESS RESPONSIBILITY AND SUSTAINABILITY REPORTING (Contd.)

### 19. Participation/Inclusion/Representation of women

	Total (A)	No. and percentage of Females	
		No. (B)	% (B / A)
Board of Directors*	6	1	16.67%
Key Management Personnel*	4	1	25.00%

\* Our board of directors consists of 3 Executive Directors and 3 Non-Executive Independent Director. Our Key Management Personnel (KMP) as defined under The Companies Act, 2013 include our 3 Executive Directors and Company Secretary.

### 20. Turnover rate for permanent employees and workers

	2022-23			2021-22			2020-21		
	Male	Female	Total	Male	Female	Total	Male	Female	Total
Permanent Employees	19.46%	29.03%	21.11%	21.89%	54%	29.22%	11.83%	44%	19.18%
Permanent Workers	6.12%	0	5.69%	0.79%	0	0.72%	2.38%	0	2.16%

### V HOLDING, SUBSIDIARY AND ASSOCIATE COMPANIES (INCLUDING JOINT VENTURES): Not Applicable.

### 21. (a) Names of holding / subsidiary / associate companies / joint ventures

S . No.	Name of the holding / subsidiary / associate companies / joint ventures (A)	Indicate whether holding/ Subsidiary/ Associate/ Joint Venture	% of shares held by listed entity	Does the entity indicated at column A, participate in the Business Responsibility initiatives of the listed entity? (Yes/No)
	NA	NA	NA	NA

### VI. CSR DETAILS

22. (i) Whether CSR is applicable as per section 135 of Companies Act, 2013: (Yes/No) - Yes.
- (ii) Turnover (in ₹) - 308.98 crore
- (iii) Net worth (in ₹) – 62.42 crore

### VII. TRANSPARENCY AND DISCLOSURES COMPLIANCES

### 23. Complaints/Grievances on any of the principles (Principles 1 to 9) under the National Guidelines on Responsible Business Conduct:

Stakeholder group from whom complaint is received	Grievance redressal mechanism in place (Yes/No)	2022-23 Current Financial Year			2021-22 Previous Financial Year		
		Number of complaints filed during the year	Number of complaints pending resolution at close of the year	Remarks	Number of complaints filed during the year	Number of complaints pending resolution at close of the year	Remarks
Communities	Yes	1	0	-	0	0	-
Investors (other than shareholders)	Yes	0	0	-	0	0	-
Shareholders	Yes	0	0	-	0	0	-
Employees and workers	Yes	5	Nil	-	7	Nil	-
Customers (All 3 Units)	Yes	144	0	-	158	0	-
Value Chain Partners	Yes	0	0	-	0	0	-

## BUSINESS RESPONSIBILITY AND SUSTAINABILITY REPORTING (Contd.)

- **Communities**

We have a formal Community grievance management process which defines the process that must be followed when written or verbal complaints/grievance are received relating to our own operations and/or Contractors. The process is to ensure that complaints/grievances are managed in a culturally sensitive, respectful, timely, and consistent manner. In addition, our HR personnel take on-site feedback and suggestions on issues that are of concern to communities and these issues are resolved at the earliest. Through this mechanism all community grievances are received, acknowledged, assessed, assigned, investigated and responded.

- **Investors and Shareholders**

We have a well-established investor grievance mechanism to respond to and redress investors'/ shareholders' grievances.

- **Employee and Worker**

Our organisation has established grievance redressal procedures for our employees and workers. Furthermore, our senior management team holds an annual communication meeting, providing them with a platform to express any concerns they may have.

- **Customer**

Mitsubishi Chem Plast Limited (also referred to as 'Mitsubishi Chem Plast' or 'The Company') customer complaints mechanism addresses product, quality, service, warranty, and related grievances. All customer complaints are received, recorded, investigated and appropriate actions are taken as defined in our Quality Management System. Directors and marketing manager are responsible for handling of customer complaints. All HOD's are responsible for determination and implementation of Corrective Action. We have annual KPIs and targets on reduction in customer complaints.

- **Value chain partner**

Grievances from value chain partners are handled formally in accordance with the supplier code of conduct and the specific terms and conditions of each individual contract. Additionally, by regularly engaging with suppliers and channel partners through events like the annual channel partners meet amongst others, we identify and handle any concerns or complaints they may have. We present these issues to relevant decision makers who work to resolve them within appropriate timelines.

## BUSINESS RESPONSIBILITY AND SUSTAINABILITY REPORTING (Contd.)

### 24. Overview of the entity's material responsible business conduct issues

Please indicate material responsible business conduct and sustainability issues pertaining to environmental and social matters that present a risk or an opportunity to your business, rationale for identifying the same, approach to adapt or mitigate the risk along-with its financial implications, as per the following format

S. No.	Material issue identified	Indicate whether risk or opportunity (R/O)	Rationale for identifying the risk / opportunity	In case of risk, approach to adapt or mitigate	Financial implications of the risk or opportunity (Indicate positive or negative implications)
1	Waste Management	Risk/ Opportunity	Risk Non-compliance to statutory regulations, spills. Opportunity Increase in resource use efficiency, waste to wealth, reduction in raw material inputs, circular economy	<ul style="list-style-type: none"> <li>Robust system of collection, storage, transportation and disposal of hazardous waste, E-waste, and bio-medical waste at our facilities.</li> <li>Disposal of these wastes in accordance with our authorisations and through Pollution Control Board authorised recyclers/Treatment Storage Disposal Facilities (TSDF)</li> </ul>	Positive
2	Employee Welfare	Opportunity	Opportunity Creating a positive work environment to boost employee productivity, employee well-being, improve recruitment and retention, and to sustain high employee morale		Positive
3	Emissions	Risk/ Opportunity	Risk Evolving regulations around carbon emissions pricing, carbon border taxes and negative stakeholder feedback resulting in business implications Opportunity Reducing dependency on fossil fuels, positive climate impact and increased energy and resource use efficiency. Potential market of lithium-ion batteries	<ul style="list-style-type: none"> <li>Accounting of carbon emissions in accordance with international standards.</li> <li>Carbon emissions reduction and energy efficiency projects to reduce carbon footprint.</li> <li>Renewable energy usage in the form of solar power.</li> </ul>	Positive

## BUSINESS RESPONSIBILITY AND SUSTAINABILITY REPORTING (Contd.)

S. No.	Material issue identified	Indicate whether risk or opportunity (R/O)	Rationale for identifying the risk / opportunity	In case of risk, approach to adapt or mitigate	Financial implications of the risk or opportunity (Indicate positive or negative implications)
4	Water Footprint	Opportunity	Opportunity Cost savings from reduced freshwater usage. Increase in resource use efficiency.		Positive
5	Health and Safety	Risk	Risk Affects the basic right to life and well-being of individuals. Legal repercussions arising out of statutory laws such as Factories Act 1948 and various others applicable laws.	<ul style="list-style-type: none"> <li>Occupational Health &amp; Safety Management System certified under ISO 45001 covers all sites.</li> <li>Competent Health &amp; Safety teams deployed at all sites.</li> <li>Special provisions to deal with high consequence injuries and related rehabilitation measures.</li> <li>Standard Operating Procedures (SOPs) implemented for all critical jobs undertaken by the workforce.</li> </ul>	Negative
6	Compliance	Risk	Risk Non-compliance with statutory regulations and notifications would result in fines, litigations, penalties, decrease in the Company's reputation and even closure of operations.	<ul style="list-style-type: none"> <li>A full-fledged corporate legal team to monitor and ensure that all our facilities are compliant with all applicable regulations.</li> </ul> <p>Regular review of compliance status and prompt action for addressing any potential non-compliances.</p>	Negative
7	Raw Materials	Risk	Risk Scarcity of natural resources leading to rising prices. Raw material procurement impacted due to supply chain disruptions.	<ul style="list-style-type: none"> <li>Circular Economy approach for all our processes.</li> <li>Use of recycled RM to the maximum extent in our processes.</li> <li>Resource use efficiency measures to reduce raw material input requirement.</li> </ul> <p>Major procurement from localised suppliers to abate supply chain disruptions.</p>	Negative

## BUSINESS RESPONSIBILITY AND SUSTAINABILITY REPORTING (Contd.)

### SECTION B: MANAGEMENT AND PROCESS DISCLOSURES

This section is aimed at helping businesses demonstrate the structures, policies and processes put in place towards adopting the NGRBC Principles and Core Elements.

Disclosure Questions	P 1	P 2	P 3	P 4	P 5	P 6	P 7	P 8	P 9
<b>Policy and management processes</b>									
<b>1. a. Whether your entity's policy/policies cover each principle and its core elements of the. (Yes/No)</b>	Yes	Yes	Yes	Yes	Yes	Yes	Yes	Yes	Yes
<b>b. Has the policy been approved by the Board? (Yes/No)</b>	Yes	Yes	Yes	Yes	Yes	Yes	Yes	Yes	Yes
<b>c. Web Link of the Policies, if available</b>	<a href="https://www.mitsuchem.com/investors/policies">https://www.mitsuchem.com/investors/policies</a>								
<b>2. Whether the entity has translated the policy into procedures. (Yes / No)</b>	Yes	Yes	Yes	Yes	Yes	Yes	Yes	Yes	Yes
<b>3. Do the enlisted policies extend to your value chain partners? (Yes/No)</b>	Yes, we have a Supplier's code of conduct which requires our suppliers and all other associates to commit to the spirit and intent of all our policies. <a href="http://www.mitsuchem.com/investors/policies">www.mitsuchem.com/investors/policies</a>								
<b>4. Name of the national and international codes/certifications/ labels/standards (e.g., Forest Stewardship Council, Fairtrade, Rainforest Alliance, Trustea) standards (e.g. SA 8000, OHSAS, ISO, BIS) mapped to each principle.</b>	We maintain the highest benchmark in quality as per adherence to norms set by the quality policy. We have obtained ISO 9001:2015 (QMS), ISO 14001:2015 (EMS) and ISO 45001:2018 (OHSMS) certification for design, manufacture and supply of plastic containers, automotive parts, furniture parts and other related products. We have also obtained ISO 13485:2016 (MDQMS) for design, manufacture and supply of plastic healthcare & hospital bed furniture products, other hospital furniture related products, emergency & rescue products along with related accessories. Further, we have obtained the Certificate of Conformity for Spine Board (plastic blow molded) identified by the symbol "CE". This certification establishes our quality standards and provides the required comfort to our clients on the high quality of our products.  In addition to our certified management systems, we have been rated annually by ECOVADIS against their global Business sustainability ratings. We have obtained 66th Percentile for our ESG disclosures in April 2023 for our 2022-23 sustainability data.								

## BUSINESS RESPONSIBILITY AND SUSTAINABILITY REPORTING (Contd.)

Disclosure Questions	P 1	P 2	P 3	P 4	P 5	P 6	P 7	P 8	P 9
<p><b>5. Specific commitments, goals and targets set by the entity with defined timelines, if any.</b></p>	<p>May see further modifications The baseline is considered as 2021-22. Target year for the objectives below is 2024-25.</p> <p><b>Energy and Carbon</b></p> <ul style="list-style-type: none"> <li>Reduce carbon intensity (scope 1 and 2 emissions) by 20%.</li> <li>Reduce energy intensity by 20%.</li> </ul> <p><b>Water</b></p> <ul style="list-style-type: none"> <li>Reduce water intensity by 15%.</li> </ul> <p><b>Safety and Occupational Health</b></p> <ul style="list-style-type: none"> <li>Continue to be a zero-fatality organization.</li> <li>Reduce LTIFR by 7 %.</li> <li>100% compliance with initial medical examination and periodic medical examinations.</li> <li>Near miss reporting as a leading indicator as one per person per year.</li> </ul>								
<p><b>6. Performance of the entity against the specific commitments, goals and targets along-with reasons in case the same are not met.</b></p>	<ul style="list-style-type: none"> <li>Reduced carbon intensity (scope 1 and 2 emissions) by 14.47% in 2022-23.</li> <li>Reduced energy intensity by 17% in 2022-23.</li> <li>Rain-water harvesting structures for the collection &amp; usage of rainwater as an alternative source replacing freshwater withdrawn from surface &amp; ground sources.</li> <li>Reduced water intensity by 13% in 2022-23.</li> <li>Zero fatalities in 2022-23.</li> <li>Reduced LTIFR by 5.69% in 2022-23</li> <li>100% compliance with initial medical examination and periodic medical examinations.</li> <li>Near miss reporting trainings initiated and targets set at all levels.</li> </ul>								



## BUSINESS RESPONSIBILITY AND SUSTAINABILITY REPORTING (Contd.)

Disclosure Questions	P 1	P 2	P 3	P 4	P 5	P 6	P 7	P 8	P 9
----------------------	--------	--------	--------	--------	--------	--------	--------	--------	--------

### Governance, leadership and oversight

#### 7. Statement by director responsible for the business responsibility report, highlighting ESG related challenges, targets and achievements (listed entity has flexibility regarding the placement of this disclosure)

As the director of Mitsu Chem Plast Limited, I am proud to present our latest **Business Responsibility and Sustainability Reporting (BRSR)** report. This report showcases our dedication to sustainability and social responsibility in all aspects of our operation.

Mitsu Chem Plast strongly believe in the importance of Environmental, Social and Governance (ESG) considerations in business. In this day and age, it is no longer enough to only focus on financial returns. The impact of business activities on the environment, society and governance practices are equally important and cannot be ignored.

Mitsu Chem Plast believe that businesses have a responsibility to operate in a way that benefits not only their bottom line but also the planet and society as a whole. We have taken many steps to ensure that we are minimising our environmental impact, treating our employees fairly, and contributing positively to our community.

In our sustained efforts to improve our sustainability performance & drive a positive change in society at large, we have taken measures to ensure responsible sourcing of input materials from our suppliers.

We have also engaged with our critical suppliers to further our goal of Supplier sustainability & integrate sustainability throughout our value chain.

We have made our production processes more efficient by increasing resource use efficiency of our processes through measures such as energy efficiency rain water harvesting, cutting down on waste disposal by increasing PCR material input into our production processes & circular economy principles.

Additionally, our R&D strategy is focused on optimising our products for increased material efficiency and reduced environmental impacts.

In terms of social responsibility, we are proud to have implemented policies that promote diversity and inclusion in our workforce, as well as providing competitive wages and benefits for our employees. We have also prioritised giving back to our community through charitable and volunteer opportunities.

Mitsu Chem Plast believe that responsible business practices are not only the right thing to do but also critical to the long-term success of our organisation.

While we are pleased with the progress we have made thus far, we recognise that there is always more work to be done. We are committed to continuing to improve our sustainability and social responsibility initiatives and to holding ourselves accountable to our values.

Overall, this BRSR report reflects our commitment to being a responsible and conscientious corporate citizen, and we hope to inspire others in our industry to do the same.

I am proud of the efforts that our organisation Mitsu Chem Plast has made in sustainable business practices, and we will continue to work towards building a more sustainable future for all.

## BUSINESS RESPONSIBILITY AND SUSTAINABILITY REPORTING (Contd.)

Disclosure Questions	P 1	P 2	P 3	P 4	P 5	P 6	P 7	P 8	P 9
<b>8. Details of the highest authority responsible for implementation and oversight of the Business Responsibility policy/policies</b>	Mitsu Chem Plast monitors the implementation of business responsibility policies through a leadership team chaired by the, Mr. Jagdish Dedhia, Chairman and Whole Time Director. Environment, Social and Governance aspects are discussed at regular meetings.								
<b>9. Does the entity have a specified Committee of the Board/ Director responsible for decision making on sustainability related issues? (Yes / No). If yes, provide details.</b>	<p>Yes, the Company has formulated a sustainability committee which constitutes of the three Directors along with SBU Heads &amp; Company Secretary for sustainability to oversee the progress and implementation of sustainability linked initiatives on Quarterly basis. The committee is chaired by Mr. Jagdish Dedhia, Chairman and Whole Time Director and all direct reporties are permanent members of the committee.</p> <p>The broad objective of sustainability committee is:</p> <ul style="list-style-type: none"> <li>• Define ESG metrics and monthly monitoring of progress;</li> <li>• Review ESG projects (planned/potential) and provide inputs/ support;</li> <li>• Build ESG capability within the organisation;</li> <li>• Conduct periodic benchmarking and bring in external/customer perspective;</li> <li>• Develop &amp; roll out AR sustainability framework and assurance protocol;</li> <li>• Establishment of ESG targets, KPIs, and monitoring mechanisms;</li> <li>• Next steps and assignment of tasks Drafting of the communication and engagement plan for ESG stakeholders;</li> <li>• Communication of the Company's current ESG policies and practices.</li> </ul>								

### 10. Details of Review of NGRBCs by the Company:

Subject for Review	Indicate whether review was undertaken by Director/ Committee of the Board/ Any other Committee									Frequency (Annually/ Half yearly/ Quarterly/ Any other – please specify)								
	P 1	P 2	P 3	P 4	P 5	P 6	P 7	P 8	P 9	P 1	P 2	P 3	P 4	P 5	P 6	P 7	P 8	P 9
Performance against above policies and follow up action	Internally Mitsu Chem Plast policies are reviewed periodically or on a need basis by Functional Heads and Executive Directors etc. During this assessment, the efficacy of the policies is reviewed, and necessary changes are implemented. We have also engaged an accredited certification body to assess our policies and procedures.																	
Compliance with statutory requirements of relevance to the principles, and rectification of any non-compliances	Mitsu Chem Plast is compliant to all applicable regulations.																	

## BUSINESS RESPONSIBILITY AND SUSTAINABILITY REPORTING (Contd.)

Subject for Review	Indicate whether review was undertaken by Director/ Committee of the Board/ Any other Committee									Frequency (Annually/ Half yearly/ Quarterly/ Any other – please specify)								
	P 1	P 2	P 3	P 4	P 5	P 6	P 7	P 8	P 9	P 1	P 2	P 3	P 4	P 5	P 6	P 7	P 8	P 9
11. Has the entity carried out independent assessment/ evaluation of the working of its policies by an external agency? (Yes/No). If yes, provide name of the agency.	Mitsu Chem Plast has certifications for ISO 9001, ISO 14001, ISO 45001, and ISO 13485 and undergoes periodical assessment internally to evaluate the effectiveness of management system and policies. Additionally, an assessment is being carried out by an accredited certification body at our facilities.																	
12. If answer to question (1) above is “No” i.e., not all Principles are covered by a policy, reasons to be stated:																		
<b>Questions</b>																		
The entity does not consider the Principles material to its business (Yes/No)																		
The entity is not at a stage where it is in a position to formulate and implement the policies on specified principles (Yes/No)																		
The entity does not have the financial or/human and technical resources available for the task (Yes/No)																		
It is planned to be done in the next financial year (Yes/No)																		
Any other reason (please specify)																		
Not Applicable																		

# BUSINESS RESPONSIBILITY AND SUSTAINABILITY REPORTING (Contd.)

## SECTION C: PRINCIPLE WISE PERFORMANCE DISCLOSURE

**PRINCIPLE 1: BUSINESSES SHOULD CONDUCT AND GOVERN THEMSELVES WITH INTEGRITY, AND IN A MANNER THAT IS ETHICAL, TRANSPARENT AND ACCOUNTABLE.**

### ESSENTIAL INDICATORS

#### 1. Percentage coverage by training and awareness programmes on any of the Principles during the financial year:

Segment	Total number of training and awareness programmes held	Topics / principles covered under the training and its impact	%age of persons in respective category covered by the awareness programmes
Board of Directors (BoD) and Key Management Personnel (KMP)	1	We Delivered training to the Board of Directors (BoD) on the Environment, Sustainability, and Governance roadmap, which outlines Mitsu Chem Plast Limited short and medium-term sustainability targets. The training was updated during the establishment and progress phases and included new sustainability reporting requirements such as the BRSR. Thus, all nine principles of BRSR were covered in the training.  Training Impact: Among designated Senior Management Personnel, the training increased awareness of important provisions, compliance and details which are aligned with SEBI guidelines. It also enhanced the BoD's understanding of the significance of sustainability and provided a clear roadmap for integrating sustainability into the Mitsu Chem Plast Limited strategy.	100%
Employees other than BoD and KMPs	12	Soft skill, COC training, Time Management, email Etiquette, financial freedom for women, gynecologist seminar, Business Work Ethics, Awareness on Anti Corruption Policy, Awareness on Child Labour Policy, Awareness on Discrimination & Harassment Policy.	80%
Workers	6	Business Work Ethics, Awareness on Anti Corruption Policy, Awareness on Child Labour Policy, Awareness on Discrimination & Harassment Policy.	100%

#### 2. Details of fines / penalties /punishment/ award/ compounding fees/ settlement amount paid in proceedings (by the entity or by directors / KMPs) with regulators/ law enforcement agencies/judicial institutions, in the financial year, in the following format (Note: the entity shall make disclosures on the basis of materiality as specified in Regulation 30 of SEBI (Listing Obligations and Disclosure Obligations) Regulations, 2015 and as disclosed on the entity's website):

## BUSINESS RESPONSIBILITY AND SUSTAINABILITY REPORTING (Contd.)

Monetary					
	NGRBC Principle	Name of the regulatory/ Enforcement agencies/ judicial institutions	Amount (In ₹)	Brief of the Case	Has an appeal been preferred? (Yes/No)
Penalty/ Fine			NIL		
Settlement					
Compounding fee					
Non-Monetary					
	NGRBC Principle	Name of the regulatory/ enforcement agencies/ Judicial institutions	Brief of the Case	Has an appeal been preferred? (Yes/No)	
Imprisonment				Nil	
Punishment					

### 3. Of the instances disclosed in Question 2 above, details of the Appeal/ Revision preferred in cases where monetary or non-monetary action has been appealed.

Case Details	Name of the regulatory/ enforcement agencies/ judicial institutions
Nil	Not Applicable

### 4. Does the entity have an anti-corruption or anti-bribery policy? If yes, provide details in brief and if available, provide a web-link to the policy.

Yes we have implemented an anti-corruption and anti-bribery policy to prevent, deter, and identify fraudulent and corrupt business practices. We are dedicated to conducting business with the utmost honesty, integrity, and ethical standards and are committed to enforcing these standards across all our global operations. This

policy applies to all employees, including directors and other stakeholders associated with us, and is included in the onboarding process for all new hires.

Link - <https://mitsuchem.com/investors/policies>

### 5. Number of Directors/KMPs/employees/workers against whom disciplinary action was taken by any law enforcement agency for the charges of bribery/ corruption.

	2022-23 Current Financial Year	2021-22 Previous Financial Year
Directors	Nil	Nil
KMPs	Nil	Nil
Employees	Nil	Nil
Workers	Nil	Nil

### 6. Details of complaints with regard to conflict of interest:

	2022-23 Current Financial Year		2021-22 Previous Financial Year	
	Number	Remarks	Number	Remarks
	Number of complaints received in relation to issues of Conflict of Interest of the Directors		Nil	
Number of complaints received in relation to issues of Conflict of Interest of the KMPs				

### 7. Provide details of any corrective action taken or underway on issues related to fines / penalties /action taken by regulators/ law enforcement agencies/ judicial institutions, on cases of corruption and conflicts of interest.

Not Applicable.

# BUSINESS RESPONSIBILITY AND SUSTAINABILITY REPORTING (Contd.)

## LEADERSHIP INDICATORS

### 1. Awareness Programmes conducted for value chain partners on any of the Principles during the financial year:

Total number of awareness programmes held	Topics / principles covered under the training	%age of value chain partners covered (by value of business done with such partners) under the awareness programmes
11	Quality Management System, Quality and Vendor development and Ratings, Safety, Health and Environment	0.17%

### 2. Does the entity have processes in place to avoid/ manage conflict of interests involving members of the Board? (Yes/No) If Yes, provide details of the same.

Yes, Mitsu Chem Plast has a Code of Conduct that applies to the Board of Directors and senior management team. The Code includes measures to prevent and manage conflicts of interest and mandates that the individuals covered under it should act with honesty, ethics, and integrity. All those covered under the Code are required to disclose and avoid any potential or actual conflicts of interest. The Code also provides guidance on professional and respectful conduct, that mitigates and prevents any conflicts of interest that may arise.

For further details, please refer our policy at: <https://mitsu-chem.com/investors/policies>

## PRINCIPLE 2: BUSINESSES SHOULD PROVIDE GOODS AND SERVICES IN A MANNER THAT IS SUSTAINABLE AND SAFE

### ESSENTIAL INDICATORS

#### 1. Percentage of R&D and capital expenditure (capex) investments in specific technologies to improve the environmental and social impacts of product and processes to total R&D and capex investments made by the entity, respectively.

	2022-23 Current Financial Year	2021-22 Previous Financial Year	Details of improvements in environmental and social impacts
R&D	0.02%	0.82%	1) Pneumatic Torque Range 2) QRC (Quick Release Coupling) 3) Installation of PPR pipes for chilling line replacing with MS pipes
Capex	0.20%	1.96%	4) Shredder for Grinding 5) Digital Flow meters 6) Flow Audit on Water flow mapping study in Unit-1 & Unit-2 7) New header development to fulfil sufficient flow in cooling line of mould. 8) Ultrasonic Flow meter for flow mapping

#### 2. Does the entity have procedures in place for sustainable sourcing? (Yes/No) b. If yes, what percentage of inputs were sourced sustainably?

Yes. We are practicing sustainable procurement in lines with our Sustainable Procurement policy covering all suppliers, vendors and input material. The policy covers the aspects ethics, business integrity, human rights, social responsibility, health and safety, environment, local community, green products & practices, Quality, Good Manufacturing Practices and legal compliance.

#### 3. Describe the processes in place to safely reclaim your products for reusing, recycling and disposing at the end of life, for (a) Plastics (including packaging) (b) E-waste (c) Hazardous waste and (d) other waste.

We do not directly reclaim our products from our customer at the end of life.

#### 4. Whether Extended Producer Responsibility (EPR) is applicable to the entity's activities (Yes / No). If yes, whether the waste collection plan is in line with the Extended Producer Responsibility (EPR) plan submitted to Pollution Control Boards? If not, provide steps taken to address the same.

Mitsu Chem Plast has been registered with Maharashtra Pollution Control Board as a Producer under The Plastics Waste Management Rules, 2016 for disposal



## BUSINESS RESPONSIBILITY AND SUSTAINABILITY REPORTING (Contd.)

of Multilayered plastic and other plastic waste as per the Extended Producer Responsibility (EPR) plan. We are in the process of meeting our targets and obligations as prescribed in our registration.

### LEADERSHIP INDICATORS

1. **Has the entity conducted Life Cycle Perspective / Assessments (LCA) for any of its products (for manufacturing industry) or for its services (for service industry)? If yes, provide details in the following format?**

We have not conducted Life Cycle Assessment of our products. However, we do identify the significant environmental risks arising from production or disposal of our products through our Environmental Aspect & Impact Assessments.

NIC Code	Name of Product /Service	% of total Turnover contributed	Boundary for which the Life Cycle Perspective / Assessment Was conducted	Whether conducted by independent external agency (Yes/No)	Results communicated in public domain (Yes/No) If yes, provide the web-link.
NA	NA	NA	NA	NA	NA

2. **If there are any significant social or environmental concerns and/or risks arising from production or disposal of your products / services, as identified in the Life Cycle Perspective / Assessments (LCA) or through any other means, briefly describe the same along-with action taken to mitigate the same**

Name of Product / Service	Description of the risk / concern	Action Taken
NA	NA	NA

3. **Percentage of recycled or reused input material to total material (by value) used in production**

(for manufacturing industry) or providing services (for service industry).

Indicate input material	Recycled or re-used input material to total material	
	2022-23 Current Financial Year	2021-22 Previous Financial Year
Recycled Plastics	1.28%	2.91%

4. **Of the products and packaging reclaimed at end of life of products, amount (in metric tons) reused, recycled, and safely disposed of.**

	2022-23 (Current Financial Year)	2021-22 (Previous Financial Year)
		Recycled
NA	NA	NA

5. **Reclaimed products and their packaging materials (as percentage of products sold) for each product category.**

Indicate product category	Reclaimed products and their packaging materials as % of total products sold in respective category
NA	NA

## BUSINESS RESPONSIBILITY AND SUSTAINABILITY REPORTING (Contd.)

**PRINCIPLE 3: BUSINESSES SHOULD RESPECT AND PROMOTE THE WELL-BEING OF ALL EMPLOYEES, INCLUDING THOSE IN THEIR VALUE CHAINS**

### ESSENTIAL INDICATORS

#### 1. a. Details of measures for the well-being of employees.

Category	% of employees covered by										
	Total (A)	Health insurance		Accident insurance		Maternity benefits		Paternity Benefits		Day Care facilities	
		No. (B)	% (B/A)	No. (C)	% (C/A)	No. (D)	% (D/A)	No. (E)	% (E/A)	No. (F)	% (F/A)
<b>Permanent employees</b>											
Male	149	149	100 %	149	100 %	NA	NA	0	0	0	0
Female	31	31	100%	31	100%	31	100%	NA	NA	0	0
<b>Total</b>	<b>180</b>	<b>180</b>	<b>100%</b>	<b>180</b>	<b>100%</b>	<b>31</b>	<b>100%</b>	<b>0</b>	<b>0</b>	<b>0</b>	<b>0</b>
<b>Other than Permanent employees</b>											
Male	0	0	0	0	0	0	0	0	0	0	0
Female	0	0	0	0	0	0	0	0	0	0	0
<b>Total</b>	<b>0</b>	<b>0</b>	<b>0</b>	<b>0</b>	<b>0</b>	<b>0</b>	<b>0</b>	<b>0</b>	<b>0</b>	<b>0</b>	<b>0</b>

#### b. Details of measures for the well-being of workers:

Category	% of workers covered by										
	Total (A)	Health insurance		Accident insurance		Maternity benefits		Paternity Benefits		Day Care facilities	
		No. (B)	% (B/A)	No. (C)	% (C/A)	No. (D)	% (D/A)	No. (E)	% (E/A)	No. (F)	% (F/A)
<b>Permanent workers</b>											
Male	196	196	100 %	196	100 %	NA	NA	0	0	0	0
Female	15	15	100 %	15	100 %	15	100 %	NA	NA	0	0
<b>Total</b>	<b>211</b>	<b>211</b>	<b>100 %</b>	<b>211</b>	<b>100 %</b>	<b>15</b>	<b>100 %</b>	<b>0</b>	<b>0</b>	<b>0</b>	<b>0</b>

Category	% of workers covered by										
	Total (A)	Health insurance		Accident insurance		Maternity benefits		Paternity Benefits		Day Care facilities	
		No. (B)	% (B/A)	No. (C)	% (C/A)	No. (D)	% (D/A)	No. (E)	% (E/A)	No. (F)	% (F/A)
<b>Other than Permanent workers</b>											
Male	554	554	100 %	554	100 %	NA	NA	0	0	0	0
Female	52	52	100 %	52	100 %	52	100 %	NA	NA	0	0
<b>Total</b>	<b>606</b>	<b>606</b>	<b>100 %</b>	<b>606</b>	<b>100 %</b>	<b>52</b>	<b>100 %</b>	<b>0</b>	<b>0</b>	<b>0</b>	<b>0</b>

#### 2. Details of retirement benefits.

Benefits	FY 2022-23 (Current Financial Year)			FY 2021-22 (Previous Financial Year)		
	No. of employees covered as a % of total employees	No. of workers covered as a % of total Worker	Deducted and deposited with the authority (Y/N/N.A.)	No. of employees covered as a % of total employees	No. of workers covered as a % of total workers	Deducted and deposited with the authority (Y/N/N.A.)
PF	48.89%	100%	Y	53.42%	100%	Y

#### 3. Accessibility of workplaces

**Are the premises / offices of the entity accessible to differently abled employees and workers, as per the requirements of the Rights of Persons with Disabilities Act, 2016? If not, whether any steps are being taken by the entity in this regard.**

Yes, Mitsu Chem Plast ensures that all premises and offices are accessible to employees and workers with disabilities.

#### 4. Does the entity have an equal opportunity policy as per the Rights of Persons with Disabilities Act, 2016? If so, provide a web-link to the policy.

We adhere to our equal opportunity policy outlined as per Rights of Persons with Disabilities Act, 2016. We are committed to providing equal employment

## BUSINESS RESPONSIBILITY AND SUSTAINABILITY REPORTING (Contd.)

opportunities to all individuals who meet the qualifications specified in our Human Resources recruitment policies and selection processes, regardless of their physical or mental abilities, caste, gender, race, color, religion, or creed. As an equal opportunity employer and in accordance with the laws of the country, Mitsu Chem Plast does not discriminate or show preference based on any of these factors. Link - <https://mitsuchem.com/investors/policies>

### 5. Return to work and Retention rates of permanent employees and workers that took parental leave.

Gender	Permanent employees		Permanent workers	
	Return to work rate	Retention rate	Return to work rate	Retention rate
Male	NA	NA	NA	NA
Female	NA	NA	NA	NA
Total	NA	NA	NA	NA

### 6. Is there a mechanism available to receive and redress grievances for the following categories of employees and workers? If yes, give details of the mechanism in brief.

	(If Yes, then give details of the mechanism in brief)
Permanent Workers	Mitsu Chem Plast has established a mechanism for addressing complaints, referred to as the Grievance Redressal Mechanism which is handled by the Human Resource department.
Other than Permanent Workers	
Permanent Employees	We also conduct open house sessions such as Company Communication Meet, Plant Communication Meet and Open Forums to provide employees and workers with a platform to voice their grievances.
Other than Permanent Employees	Any grievance from the workforce can be communicated to the respective Human Resource personnel. All such grievances are then discussed internally, and a resolution plan is formulated

### 7. Membership of employees and worker in association(s) or Unions recognised by the listed entity:

Category	2022-23 Current Financial Year			2021-22 Previous Financial Year		
	Total employees / workers in respective category (C)	No. of employees / workers in respective category, who are part of association(s) or Union (D)	% (D/C)	Total employees / workers in respective category (A)	No. of employees / workers in respective category, who are part of association(s) or Union (B)	% (B/A)
Total Permanent Employees	NA	NA	NA	NA	NA	NA
Male	NA	NA	NA	NA	NA	NA
Female	NA	NA	NA	NA	NA	NA
Total Permanent Workers	211	88	41.70%	139	89	64.02%
Male	196	81	41.32%	126	82	65.07%
Female	15	7	46.66%	13	7	53.84%

### 8. Details of training given to employees and workers:

Category	2022-23 Current Financial Year					2021-22 Previous Financial Year				
	Total (A)	On Health and safety measures		On Skill upgradation		Total (D)	On Health and safety measures		On Skill upgradation	
		No. (B)	% (B/A)	No. (C)	% (C/A)		No. (E)	% (E/D)	No. (F)	% (F/D)
<b>Employees</b>										
Male	149	149	100%	90	60.40%	169	169	100%	95	56.21%
Female	31	31	100%	16	51.61%	50	50	100%	21	42%
<b>Total</b>	<b>180</b>	<b>180</b>	<b>100%</b>	<b>106</b>	<b>58.88%</b>	<b>219</b>	<b>219</b>	<b>100%</b>	<b>116</b>	<b>52.96%</b>

## BUSINESS RESPONSIBILITY AND SUSTAINABILITY REPORTING (Contd.)

Category	2022-23 Current Financial Year				2021-22 Previous Financial Year					
	Total (A)	On Health and safety measures		On Skill upgradation		Total (D)	On Health and safety measures		On Skill upgradation	
		No. (B)	% (B/A)	No. (C)	% (C/A)		No. (E)	% (E/D)	No. (F)	% (F/D)
<b>Workers</b>										
Male	750	750	100%	256	34.13%	743	743	100%	198	26.64%
Female	67	67	100%	31	46.26%	72	72	100%	26	36.11%
<b>Total</b>	<b>817</b>	<b>817</b>	<b>100%</b>	<b>287</b>	<b>35.12%</b>	<b>815</b>	<b>815</b>	<b>100%</b>	<b>224</b>	<b>27.48%</b>

### 9. Details of performance and career development reviews of employees and worker:

Category	2022-23 Current Financial Year			2021-22 Previous Financial Year		
	Total (A)	No. (B)	% (B/A)	Total (C)	No. (D)	% (D/C)
<b>Employees</b>						
Male	149	149	100%	169	169	100%
Female	31	31	100%	50	50	100%
<b>Total</b>	<b>180</b>	<b>180</b>	<b>100%</b>	<b>219</b>	<b>219</b>	<b>100%</b>
<b>Workers</b>						
Male	196	196	100%	126	126	100%
Female	15	15	100%	13	13	100%
<b>Total</b>	<b>211</b>	<b>211</b>	<b>100%</b>	<b>139</b>	<b>139</b>	<b>100%</b>

### 10. Health and safety management system:

- a. **Whether an occupational health and safety management system has been implemented by the entity? (Yes/ No). If yes, what is the coverage of such a system?**

Yes, at Mitsu Chem Plast we have implemented a formal occupational health and safety management system since 2019. We have implemented a formal

Occupational Health & Safety Management System (OHSMS) based on ISO 45001 that covers all our operating and manufacturing facilities.

- b. **What are the processes used to identify work-related hazards and assess risks on a routine and non-routine basis by the entity?**

To identify work-related hazards across all units, we use the Hazard Identification and Risk Assessment (HIRA) process which involves a team comprising of operations, maintenance, and safety personnel. We have well-defined SOPs, operational controls, and work permit system to ensure safe operations. We have documented emergency plans to prepare us for emergency situations. We have performed critical risk identification based on incident statistics to identify top risks and have rolled out safety standards to mitigate the risks. Our Health, Safety, and Environment (HSE) committee meets on a monthly basis to assess top risks and discuss health and safety parameters. Regular safety training and mandatory induction cover hazard identification and reporting for all employees and workers. We conduct periodic safety inspections and audits to ensure compliance and take immediate corrective actions.

- c. **Whether you have processes for workers to report the work-related hazards and to remove themselves from such risks.**

Yes we have implemented multiple procedures across the all locations to reports work related hazards and remove hazards from workplace. We have also implemented multiple levels of safety committees at manufacturing sites. Employees and workers are using these platforms to report hazards. There is regular practice of audits and inspections to identify hazards and deficiencies at workplace.

- d. **Do the employees/ workers of the entity have access to non-occupational medical and healthcare services?**

Yes all our employees/ workers are covered under Medical insurance schemes either through ESIC or Medical Insurance policy for non-occupational medical and healthcare services.

## BUSINESS RESPONSIBILITY AND SUSTAINABILITY REPORTING (Contd.)

### 11. Details of safety related incidents, in the following format:

Safety Incident/ Number	Category	2022-23 (Current Financial Year)	2021-22 (Previous Financial Year)
Lost Time Injury Frequency Rate (LTIFR) (per one million-person hours worked)	Employees and Workers	10.37	10.99
Total recordable work-related injuries (LTIs + MTIs)	Employees and Workers	56	57
No. of fatalities	Employees and Workers	0	0
High consequence work-related injury or ill- health (excluding fatalities)	Employees and Workers	1	0

### 12. Describe the measures taken by the entity to ensure a safe and healthy workplace.

At Mitsu Chem Plast we believe that a safe and healthy workplace not only protects employees from injury and illness, it also elevates employees' morale and well-being.

Safety has always been our top most priority and we are committed to developing a culture of excellence in safety. By adopting the occupational health and safety management system (ISO 45001:2018) for the last 4 years, our safety performance at all facilities has improved year on year. We implement measures such as hazard identification and risk assessment, emergency response drills, tools and tackles inspection by competent personnel, adherence to work permits, LOTO systems, inspection of engineering controls, training on safety systems and procedures for new and regular employees to excel in safety. Mitsu Chem Plast Limited adheres to all relevant national and international safety standards, and we are a front-runner in

adapting cutting-edge, business-relevant technologies and management practices to improve our working environment.

To ensure a safe working environment, the following measures have been implemented:

1. Work Permit System.
2. Workplace safety audit by internal teams.
3. Periodical inspection of lifting Tools and Tackles and pressure vessels by competent authority.
4. Safety Committee meetings.
5. Trainings to enhance a culture of safety.
6. Behavior-based safety (BBS) practices at all locations.
7. Drills for emergency preparedness and response.
8. Inspection of engineering controls, lifting tools and material handling equipment controls.
9. Lock Out and Tag Out for energy isolation.
10. Monitoring of workplace noise and illumination levels.
11. Risk assessment for all activities and new initiations.

We continue to implement good practices in the maintenance and monitoring of ventilation systems and ensure that a safe and healthy work environment is maintained.

### 13. Number of complaints on the following made by employees and workers

	2022-23 Current Financial Year			2021-22 Previous Financial Year		
	Filed during the year	Pending resolution at the end of year	Remarks	Filed during the year	Pending resolution at the end of year	Remarks
Working Conditions	5	0	0	7	0	0
Health and Safety	0	0	0	0	0	0

## BUSINESS RESPONSIBILITY AND SUSTAINABILITY REPORTING (Contd.)

### 14. Assessments for the year

	% of your plants and offices that were assessed (by entity or statutory authorities or third parties)
Health and safety practices	100%
Working Conditions	

### 15. Provide details of any corrective action taken or underway to address safety related incidents (if any) and on significant risks / concerns arising from assessments of health and safety practices and working conditions.

Mitsubishi Chem Plast has a management Programme in place to handle all significant risks brought on by incidents and safety recommendations, as well as effective progress monitoring and review.

### LEADERSHIP INDICATORS

#### 1. Does the entity extend any life insurance or any compensatory package in the event of death of (A) Employees (Y/N) (B) Workers (Y/N).

Yes, All our employees & workers are covered for accidental death insurance through ESIC Scheme or Workmen compensation Policy.

All employees eligible for Provident fund scheme are covered for life insurance under EDLI scheme.

#### 2. Provide the measures undertaken by the entity to ensure that statutory dues have been deducted and deposited by the value chain partners.

Our Supplier Code of Conduct includes a clause that mandates suppliers to adhere with all relevant laws and regulations, tax obligations, and the code of conduct. We also encourage our Suppliers to maintain adequate documentation to demonstrate compliance with these principles.

#### 3. Provide the number of employees / workers having suffered high consequence work related injury / ill-health / fatalities (as reported in Q11 of Essential Indicators above), who have been rehabilitated and placed in suitable employment or whose family members have been placed in suitable employment:

	Total no. of affected employees/ workers		No. of employees/workers that are rehabilitated and placed in suitable employment or whose family members have been placed in suitable employment	
	2022-23 Current Financial Year	2021-22 Previous Financial Year	2022-23 Current Financial Year	2021-22 Previous Financial Year
Employees	0	0	0	0
Workers	1	0	1	0

#### 4. Does the entity provide transition assistance programs to facilitate continued employability and the management of career endings resulting from retirement or termination of employment? (Yes/ No)

We do not have formal programs to facilitate continued employability and the management of career endings resulting from retirement or termination of employment. However, our management has a lot of informal discussions with employees nearing retirement.

#### 5. Details on assessment of value chain partners:

	% of value chain partners (by value of business done with such partners) that were assessed
Health and safety conditions	0.17 %
Working conditions	

#### 6. Provide details of any corrective actions taken or underway to address significant risks / concerns arising from assessments of health and safety practices and working conditions of value chain partners.

Mitsubishi Chem Plast Limited works with multiple partners and suppliers to deliver high-quality products and services to customers. We conduct stringent audits and reviews and take corrective actions, if required, to ensure compliance. No significant risks have been identified from assessment of our value chain partners.



## BUSINESS RESPONSIBILITY AND SUSTAINABILITY REPORTING (Contd.)

### PRINCIPLE 4: BUSINESSES SHOULD RESPECT THE INTERESTS OF AND BE RESPONSIVE TO ALL ITS STAKEHOLDERS

#### ESSENTIAL INDICATORS

##### 1 Describe the processes for identifying key stakeholder groups of the entity.

Identification of key stakeholders is being done as a part of integrated management system. The relevant stakeholder identification exercise has been carried out by senior management in consultation with board members and different departments.

The stakeholder identification process at Mitsu Chem Plast is built around the following procedures marked in order of execution as mentioned below:

1. Purpose of stakeholder analysis.
2. Identifying potential stakeholders who may affect or may be affected by the business.
3. Stakeholder categorisation. (internal or external)
4. Stakeholder prioritisation based on impact on the business.
5. Information gathering on stakeholder expectations.
6. Developing a stakeholder engagement plan.

Identifying key stakeholders is an ongoing process that requires regular monitoring and engagement to ensure that the Company is meeting the needs of its stakeholders and achieving its goals. Stakeholder engagement plan is periodically reviewed and revised as per assessments.

The key stakeholder for the Mitsu Chem Plast includes employees and workers, Investors and shareholders, Government and regulators, vendors, customers and dealers, bank and financial institution, and the community.

##### 2. List stakeholder groups identified as key for your entity and the frequency of engagement with each stakeholder group.

Stakeholder Group	Whether identified as Vulnerable and Marginalised Group (Yes/No)	Channels of communication (Email, SMS, Newspaper, Pamphlets, Advertisement, Community Meetings, Notice Board, Website), Other	Frequency of engagement (Annually/ Half yearly/ Quarterly / others – please specify)	Purpose and scope of engagement including key topics and concerns raised during such engagement
Employees	No	Company Communication, Open Houses, Notice Boards, Email etc.	On Need basis	Employee engagement activities, training, awareness and welfare programs
Customers	No	Regular business meetings, Customer satisfaction surveys, Email, Advertisements, publications, website, social media	Frequent and need based	New product launches; customer satisfaction, grievance redressal, service support, product health checks
Suppliers	No	Regular business meetings, E-mails, One to one meetings, factory visits etc.	Frequent and need based	Business related discussions, awareness and training programmes, audits, supplier sustainability

## BUSINESS RESPONSIBILITY AND SUSTAINABILITY REPORTING (Contd.)

Stakeholder Group	Whether identified as Vulnerable and Marginalised Group (Yes/No)	Channels of communication (Email, SMS, Newspaper, Pamphlets, Advertisement, Community Meetings, Notice Board, Website), Other	Frequency of engagement (Annually/ Half yearly/ Quarterly / others – please specify)	Purpose and scope of engagement including key topics and concerns raised during such engagement
Local community	Yes	Mitsubishi Foundation, community meetings, newspapers	Frequent and need based	CSR projects delivery, managing community expectations & demands
Investors and Shareholders	No	Quarterly results, Annual Reports, Earnings call, Analyst meet, Earning release, press releases, website, Email, newspaper advertisement, intimation to stock exchanges, Annual General Meetings and investor meetings / conferences	Annual, Quarterly and need based	To inform the current performance of the Company and its future plans

### LEADERSHIP INDICATORS

1. Provide the processes for consultation between stakeholders and the Board on economic, environmental, and social topics or if consultation is delegated, how is feedback from such consultations provided to the Board.

The Company has a Stakeholder Relationship Committee in place to ensure that an effective self-regulatory mechanism exists to protect the interest of various stakeholders. Stakeholder concerns are regularly reported to the committee for consideration, while the Company's policies and actions are shared as input for the stakeholders. The concerns identified and are resolved to the satisfaction of the shareholders.

2. Whether stakeholder consultation is used to support the identification and management of environmental, and social topics (Yes / No). If so, provide details of instances as to how the inputs received from stakeholders on these topics were incorporated into policies and activities of the entity.

Yes, Mitsui Chemicals Plast strives to awaken in its employees, customers, investors, and other stakeholders including the larger society, a spirit of responsibility to the society, the environment, the governments, in the regions where it works and contributes, and to the future generations. Stakeholder engagement is a formal process and feedbacks / suggestions received are considered for incorporation in policies and procedures.

To power the Company's progress sustainably, Mitsui Chemicals Plast Limited aligned its business operations and manufacturing processes to global best practices. To ensure that Mitsui Chemicals Plast Limited creates the best possible outcomes through its efforts, the Company focuses on the issues that are most important or material to its stakeholders and the business.

Material issues are those that have a direct or indirect impact on an organisation's ability to create, preserve or erode economic, environmental, and social value for itself, its stakeholders and society at large. To identify material issues, the Company conducted a materiality assessment. The resultant topics included those that concern key stakeholder groups and those that the Company can control and influence. The process of the assessment required Mitsui Chemicals Plast Limited to

## BUSINESS RESPONSIBILITY AND SUSTAINABILITY REPORTING (Contd.)

gather inputs from a diverse group of internal and external stakeholders including employees, customers, local communities, investors etc. These inputs were benchmarked with internal understanding of global and sectoral trends, major social issues, business model, regulatory requirements, and those of well-established sustainability standards. Finally, the issues that emerged were evaluated for impact on Mitsu Chem Plast Limited as well as impact on stakeholders. The Company has since modified its policies, introduced some more policies & procedures to address these material issues. The Company has also developed key performance indicators regarding the same material issues. A defined set of goals & targets are also in place to positively impact all material issues.

### 3. Provide details of instances of engagement with, and actions taken to, address the concerns of vulnerable/ marginalised stakeholder groups.

The Company's Corporate Social Responsibilities (CSR) initiatives aim to improve the lives and livelihoods of underprivileged, marginalised, and vulnerable communities near its operating facilities. Periodic on-site discussions are held by our CSR personnel to gather feedback and suggestions on issues concerning the communities, which are then addressed promptly. These initiatives, which are led by the Mitsu Foundation, cover the following:

#### **Eradication of hunger:**

Our team recently undertook a Grain Distribution drive to provide a month-long supply of groceries to underprivileged families. This initiative was aimed at addressing the immediate needs of families who are struggling to make ends meet.

Our Commitment towards the wellbeing of communities is unwavering.

One of our major objectives is to play a substantive role in eradicating hunger and poverty in rural areas.

As a part of our endeavors, our team recently distributed a month long supply of groceries to underprivileged families. We covered villages such as Talavali, Washivali, Lohop, & Dandwadi Adivasi pada.

#### **Promotion of Health Care & Camps at affordable cost:**

Our team, in collaboration with the Shree Bhojay Sarvoday Trust Hospital, Kutch successfully organised the "Gynaecological Surgical Camp 2023" with remarkable participation by women.

The event was facilitated by a dedicated team, led by esteemed doctors, along with expert anaesthetists.

It proved to be an impactful initiative in the critical domain of women's health. We express our appreciation to everyone who contributed to its success, as we look forward to further endeavors to make a meaningful difference in society in alignment with our societal commitment.

#### **Promotion of Sports:**

Mitsu is glad to play a minor role in Jash Modi's, dream to represent India in table tennis and win gold in Olympics.

At a very young age Jash won several competitions at state, national and even International level tournaments.

We are looking forward to watch him break records and Make India proud!

#### **Rural Area Development:**

Mitsu is proud to be a part of Global Kachchh - Kutch, Bhuj Initiative, a people's movement initiated by KRIDA (Krishi Research Innovation and Development Association) and GVT (Global Vikas Trust) to find a long-term, sustainable solution to Kutch woes.

#### **Promoting Health Care Including Preventive Health Care:**

Our Team, in collaboration with the Shree Pragati Foundation's (Hira Mongi Navneet Hospital), Mumbai successfully helped in promotion of Health care and other surgical health care for people.

## BUSINESS RESPONSIBILITY AND SUSTAINABILITY REPORTING (Contd.)

### PRINCIPLE 5: BUSINESSES SHOULD RESPECT AND PROMOTE HUMAN RIGHTS

#### ESSENTIAL INDICATORS

1. Employees and workers who have been provided training on human rights issues and policy(ies) of the entity, in the following format:

Category	2022-2023 Current Financial Year			2021-22 Previous Financial Year		
	Total (A)	No. of employees / workers covered (B)	% (B/A)	Total (C)	No. of employees / workers covered (D)	% (D/C)
Employees						
Permanent	180	180	100%	219	219	100%
Other than permanent	0	0	0	0	0	0
Total employees	180	180	100%	219	219	100%
Workers						
Permanent	211	211	100%	139	139	100%
Other than permanent	606	606	100%	676	676	100%
Total workers	817	817	100%	815	815	100%

2. Details of minimum wages paid to employees and workers, in the following format

Category	2022-23 Current Financial Year				2021-22 Previous Financial Year					
	Total (A)	Equal to Minimum Wage		More than Minimum Wage		Total (D)	Equal to Minimum Wage		More than Minimum Wage	
		No. (B)	% (B/A)	No. (C)	% (C/A)		No. (E)	% (E/D)	No. (F)	% (F/D)
Employees										
Permanent	180	0	0	180	100%	219	0	0	219	100%
Male	149	0	0	149	100%	169	0	0	169	100%
Female	31	0	0	31	100%	50	0	0	50	100%

Category	2022-23 Current Financial Year					2021-22 Previous Financial Year				
	Total (A)	Equal to Minimum Wage		More than Minimum Wage		Total (D)	Equal to Minimum Wage		More than Minimum Wage	
		No. (B)	% (B/A)	No. (C)	% (C/A)		No. (E)	% (E/D)	No. (F)	% (F/D)
Other than Permanent	0	0	0	0	0	0	0	0	0	0
Male	0	0	0	0	0	0	0	0	0	0
Female	0	0	0	0	0	0	0	0	0	0
Workers										
Permanent	211	0	0	211	100%	139	0	0	139	100%
Male	196	0	0	196	100%	126	0	0	126	100%
Female	15	0	0	15	100%	13	0	0	13	100%
Other than Permanent	606	606	100%	0	0	676	676	100%	0	0
Male	554	554	100%	0	0	617	617	100%	0	0
Female	52	52	100%	0	0	59	59	100%	0	0

3. Details of remuneration/salary/wages, in the following format:

#### Employees other than BoD and KMP:

	Male		Female	
	Number	Median remuneration/salary/ wages of respective category	Number	Median remuneration/salary/ wages of respective category
Board of Directors (BoD)	5	65,55,000	1	1,90,000
Key Managerial Personnel	3	1,08,00,000	1	3,82,578

## BUSINESS RESPONSIBILITY AND SUSTAINABILITY REPORTING (Contd.)

	Male		Female	
	Number	Median remuneration/ salary/ wages of respective category	Number	Median remuneration/ salary/ wages of respective category
Employees other than BoD and KMP	146	4,40,670	30	3,81,356
Workers	196	2,40,124	15	2,21,018

\*Sitting fees for Non-Executive Director.

#### 4. Do you have a focal point (Individual/ Committee) responsible for addressing human rights impacts or issues caused or contributed to by the business? (Yes/No)

Mitsu Chem Plast Limited prioritises upholding and safeguarding human rights and we have a zero-tolerance policy towards any violations related to human rights. Guidelines incorporated in the Code of Conduct & Ethics, as well as HR policies and processes specifically address this subject.

To ensure that human rights are respected across the organisation, we have put in place a process through which incidents of human rights violations can be reported. Such incidents are thoroughly investigated by Human Resource Head and based on the seriousness escalated to senior management.

#### 5. Describe the internal mechanisms in place to redress grievances related to human rights issues.

Mitsu Chem Plast Limited considers human rights to be a fundamental and essential value. We endeavour to uphold fair and ethical business and employment practices by supporting, safeguarding, and advocating for human rights. We have a strict policy of zero tolerance towards all forms of slavery, forced labour, child labour, human trafficking, and any kind of physical, sexual, psychological, or verbal abuse.

To demonstrate this dedication, we have implemented a range of human rights policies such as No Harassment at Workplace, Equal Opportunity for Employment and Diversity, Prevention of Child Labour, Discrimination and Equal opportunities, and Prevention of Sexual Harassment.

The mechanisms for redressing grievances concerning human rights are implemented through the following policies:

**Grievance Redressal Mechanism:** Mitsu Chem Plast Limited has established a policy to address concerns and to foster a healthy and cohesive work culture among Mitsu Chem Plast Limited employees. Through mutual trust and timely grievance resolution, this policy strives to improve employee and organisational performance. The policy provides a systematic procedure for addressing grievances, and amicable and speedy remedies for all employees.

**Prevention of Sexual Harassment Policy (POSH):** The Management has formed an Internal Complaints Committee (ICC) to investigate and resolve complaints of sexual harassment.

#### 6. Number of Complaints on the following made by employees and workers:

	2022-23 Current Financial Year			2021-22 Previous Financial Year		
	Filed during the year	Pending Resolution at the end of year	Remarks	Filed during the year	Pending Resolution at the end of year	Remarks
Sexual Harassment	0	0	0	0	0	0
Discrimination at workplace	0	0	0	0	0	0
Child Labour	0	0	0	0	0	0
Forced Labour/ Involuntary Labour	0	0	0	0	0	0
Wages	0	0	0	0	0	0
Other human rights related issues	0	0	0	0	0	0

#### 7. Mechanisms to prevent adverse consequences to the complainant in discrimination and harassment cases.

We also have a zero-tolerance policy towards harassment of any employees in the workplace. Employees are strongly encouraged to report any incidents of

## BUSINESS RESPONSIBILITY AND SUSTAINABILITY REPORTING (Contd.)

harassment to the appropriate person. Upon reporting, a thorough investigation will be conducted, and appropriate action taken.

In addition, at Mitsu Chem Plast Limited we prohibit any form of retaliation against an employee, potential employee, or former employee who makes a complaint or report of harassment in good faith or participates in the investigation. Any employee who retaliates or harasses any individual for reporting a claim of harassment or cooperating in the investigation will face disciplinary action.

An Internal Complaints Committee that operates independently has been set up to address complaints of sexual harassment. This committee provides safeguards to protect employees from victimisation. The members of the committee aim to resolve grievances in a peaceful and conciliatory manner. The complaints we receive are anonymised to ensure that the complainant's identity is not revealed.

### 8. Do human rights requirements form part of your business agreements and contracts? (Yes/No)

Yes, our Supplier Code of Conduct aligns to the globally recognised standards such as the Core Conventions of ILO, UN's Universal Declaration of Human Rights, and UN Global Compact Principles, as well as relevant industry standards and statutory requirements.

### 9. Assessments of the year

	% of your plants and offices that were assessed (by entity or statutory authorities or third parties)
Child labour	100%
Forced/involuntary labour	
Sexual harassment	
Discrimination at workplace	
Wages	
Others – please specify	

### 10. Provide details of any corrective actions taken or underway to address significant risks / concerns arising from the assessments at Question 9 above.

No significant risks reported in the assessment.

## LEADERSHIP INDICATORS

### 1. Details of a business process being modified / introduced as a result of addressing human rights grievances/complaints.

Mitsu Chem Plast Limited policies are reviewed regularly and modified as required. The modifications take into consideration any grievances or incidents that are flagged through our redressal mechanisms. These policies serve as the foundation to our operating procedures and the way in which we conduct business.

### 2. Details of the scope and coverage of any Human rights due diligence conducted

We have planned to conduct Human rights due diligence based on UNGC protocol & assessment checklist in 2023-24.

### 3. Is the premise/office of the entity accessible to differently abled visitors, as per the requirements of the Rights of Persons with Disabilities Act, 2016?

Yes, the premises / offices are accessible to differently abled visitors, as per the requirements of the Rights of Persons with Disabilities Act, 2016. This demonstrates Mitsu Chem Plast Limited commitment to creating an inclusive and accommodating environments for all individuals.

### 4. Details on assessment of value chain partners:

	% of value chain partners (by value of business done with such partners) that were assessed
Sexual harassment	NIL
Discrimination at workplace	
Child labour	
Forced/involuntary labour	
Wages	
Others – please specify	

We have not conducted assessments of value chain partners against modern slavery principles as of now.

### 5. Provide details of any corrective actions taken or underway to address significant risks / concerns arising from the assessments at Question 4 above.

Not Applicable.



## BUSINESS RESPONSIBILITY AND SUSTAINABILITY REPORTING (Contd.)

### PRINCIPLE 6: BUSINESSES SHOULD RESPECT AND MAKE EFFORTS TO PROTECT AND RESTORE THE ENVIRONMENT

#### ESSENTIAL INDICATORS

#### 1. Details of total energy consumption (in Joules or multiples) and energy intensity, in the following format:

Parameter	2022-23 (Current Financial Year)	2021-22 (Previous Financial Year)
Total electricity consumption GJ (A) (All Three Units)	60,735.93	58,180.65
Total fuel consumption GJ (B) (All Three Units)	6,141.20	8,917.35
Energy consumption through other sources GJ (C)	-	-
<b>Total energy consumption GJ (A+B+C)</b>	<b>66,877.13</b>	<b>67,098.00</b>
<b>Energy intensity per crore of turnover</b> (Total energy consumption (GJ/₹ crore)	<b>216.44</b>	<b>260.36</b>

**Note: Indicate if any independent assessment/ evaluation/assurance has been carried out by an external agency? (Y/N) If yes, name of the external agency.**

No, Independent assessment / assurance has not been carried out for our sustainability disclosures.

#### 2. Does the entity have any sites / facilities identified as designated consumers (DCs) under the Performance, Achieve and Trade (PAT) Scheme of the Government of India? (Y/N) If yes, disclose whether targets set under the PAT scheme have been achieved. In case targets have not been achieved, provide the remedial action taken, if any.

No, the organisation is not classified as a designated consumer for the Performance, Achieve, and Trade (PAT) program administered by the Bureau of Energy Efficiency (BEE).

#### 3. Provide details of the following disclosures related to water, in the following format:

Parameter	2022-23 (Current Financial Year)	2021-22 (Previous Financial Year)
<b>Water withdrawal by source (in kilo liters)</b>		
(i) Surface water M3	NA	NA
(ii) Groundwater M3	42,402	42,402
(iii) Third party water (Municipal water supplies)	24,978	22,232
(iv) Seawater / desalinated water	NA	NA
(v) Others (Packaged Drinking water)	NA	NA
<b>Total volume of water withdrawal (in kiloliters) (i + ii + iii + iv + v)</b>	<b>67,380</b>	<b>64,634</b>
<b>Total volume of water consumption (in kiloliters) *</b>	<b>67,380</b>	<b>64,634</b>
<b>Water intensity per crore of turnover</b> (Water consumed / turnover in crores)	218.07	250.80

**Note: Indicate if any independent assessment/ evaluation/assurance has been carried out by an external agency? (Y/N) If yes, name of the external agency.**

No, Independent assessment / assurance has not been carried out for our sustainability disclosures.

#### 4. Has the entity implemented a mechanism for Zero Liquid Discharge? If yes, provide details of its coverage and implementation.

Our process water consumption is limited to utilities like cooling towers & chilling plants. Water consumed is retreated and is circulated in a closed loop. The only losses are with respect to evaporation losses. We have septic tanks for treatment of sewage wastewater, which is further utilised for gardening purpose. Since we

## BUSINESS RESPONSIBILITY AND SUSTAINABILITY REPORTING (Contd.)

do not discharge any waste water outside our premises, our sites are zero liquid discharge sites.

### 5. Please provide details of air emissions (other than GHG emissions) by the entity, in the following format:

Parameter	Please specify unit	2022-23 (Current Financial Year)	2021-22 (Previous Financial Year)
NOx	mg/Nm <sup>3</sup>	16.27	10.36
SOx	Kg/Day	1.41	1.44
Total Particulate matter	mg/Nm <sup>3</sup>	62.34	56.31
Persistent organic pollutants (POP)	-	-	-
Volatile organic compounds (VOC)	-	-	-
Hazardous air pollutants (HAP)	-	-	-

\*PM mentioned as PM10 and PM2.5

**Note: Indicate if any independent assessment/ evaluation/assurance has been carried out by an external agency? (Y/N) If yes, name of the external agency.**

These stack monitoring tests are conducted by MOEF approved & NABL Accredited labs.

### 6. Provide details of greenhouse gas emissions (Scope 1 and Scope 2 emissions) and its intensity, in the following format:

Parameter	Unit	2022-23 (Current Financial Year)	2021-22 (Previous Financial Year)
Total Scope 1 emissions (Break-up of the GHG into CO <sub>2</sub> , CH <sub>4</sub> , N <sub>2</sub> O, HFCs, PFCs, SF <sub>6</sub> , NF <sub>3</sub> , if available)	Metric tons of CO <sub>2</sub> equivalent	435.59	632.33

Parameter	Unit	2022-23 (Current Financial Year)	2021-22 (Previous Financial Year)
Total Scope 2 emissions (Break-up of the GHG into CO <sub>2</sub> , CH <sub>4</sub> , N <sub>2</sub> O, HFCs, PFCs, SF <sub>6</sub> , NF <sub>3</sub> , if available)	Metric tons of CO <sub>2</sub> equivalent	11,978.47	11,474.51
Total Scope 1 and Scope 2 emissions per crore of turnover		40.18	46.98

**Note: Indicate if any independent assessment/ evaluation/assurance has been carried out by an external agency? (Y/N) If yes, name of the external agency.**

No, Independent assessment / assurance has not been carried out for our sustainability disclosures.

### 7. Does the entity have any project related to reducing Green House Gas emission? If Yes, then provide details.

As part of our endeavor to constantly seek opportunities to reduce our energy consumption and carbon footprint the following measures were taken in 2022-23:

- ❖ Implementation of 'Theory of constraint' a scientific management practice for productivity improvement and energy conservation.
- ❖ Installation of energy efficient equipment and technological equipment to save energy.
- ❖ Addition of controller in machine, to switch-off automatically during idle load, which saves power consumption.
- ❖ Installed Harmonic Filter for reducing power factor & conversion.
- ❖ Replaced all Metal Halide lights, Sodium Vapor Lights, PLC power lights with LED lights and motion sensor lights.
- ❖ Used transparent Polycarbonate sheets for roofing at workplace for natural light penetration and increase in day lights for plants.

## BUSINESS RESPONSIBILITY AND SUSTAINABILITY REPORTING (Contd.)

8. Provide details related to waste management by the entity, in the following format:

Parameter	2022-23 (Current Financial Year)	2021-22 (Previous Financial Year)
<b>Total Waste generated (in metric tons)</b>		
Plastic waste (A)	54	77.92
E-waste (B)	0.10	0
Bio-medical waste (C)	0	0
Construction and demolition waste (D)	0	0
Battery waste (E)	4.86	2.10
Radioactive waste (F)	0	0
Other Hazardous waste. Haz. Waste from process + Haz. Waste from pollution control equipment's, + Filter bed sand+ Filter bags etc. (G)	0	0
Other Non-hazardous waste generated (H). MS Scrap + Aluminum scrap (Break-up by composition i.e. by materials relevant to the sector)	64.49	35.9
<b>Total (A+B + C + D + E + F + G + H)</b>	<b>123.45</b>	<b>115.92</b>
<b>For each category of waste generated, total waste recovered through recycling, re-using or other recovery operations (in metric tons)</b>		
<b>Category of waste</b>		
(i) Recycled	123.45	115.92
(ii) Re-used*	0	0
(iii) Other recovery operations	0	0
<b>Total</b>	<b>123.45</b>	<b>115.92</b>

Parameter	2022-23 (Current Financial Year)	2021-22 (Previous Financial Year)
<b>For each category of waste generated, total waste disposed by nature of disposal method (in metric tons)</b>		
<b>Category of waste</b>		
(i) Incineration	0	0
(ii) Landfilling	0	0
(iii) Other disposal operations	0	0
<b>Total</b>	<b>0</b>	<b>0</b>

**Note: Indicate if any independent assessment/ evaluation/assurance has been carried out by an external agency? (Y/N) If yes, name of the external agency.**

No, Independent assessment / assurance has not been carried out for our sustainability disclosures.

9. Briefly describe the waste management practices adopted in your establishments. Describe the strategy adopted by your Company to reduce usage of hazardous and toxic chemicals in your products and processes and the practices adopted to manage such wastes.

Mitsu Chem Plast has implemented a waste classification system to manage the disposal and recycling of waste materials. We prioritise recycling and timely disposal of waste, using third-party contractors for controlled disposal. Solid waste is categorised into recyclable & Non-recyclable non-hazardous, and the team follows established procedures to collect and store waste in designated bins. The production plant has a temporary storage area for solid waste, with relevant signs and measures in place to prevent pollution and leakage.

All our three plants have green consent to operate from the Maharashtra Pollution control board. We do not generate any Hazardous waste at our sites. All Non-hazardous waste including scrap paper, plastic packaging, and metals, are forwarded to authorised recyclers.

## BUSINESS RESPONSIBILITY AND SUSTAINABILITY REPORTING (Contd.)

- a) **Plastics:** Only authorised recyclers receive the plastic waste that is generated. Plastics recycling, particularly packaging recycling, is underway as part of the plastic waste management standards.
- b) **E-waste:** We comply with E-waste regulations by ensuring that the E-waste generated is only sent to authorised recyclers.
- c) **Metal waste:** We send all our scrap metal to recyclers and keep records of the waste in a waste registry.

**10. If the entity has operations/offices in/around ecologically sensitive areas (such as national parks, wildlife sanctuaries, biosphere reserves, wetlands, biodiversity hotspots, forests, coastal regulation zones etc.) where environmental approvals / clearances are required, please specify details in the following format:**

S. No.	Location of operations/offices	Type of operations	Whether the conditions of environmental approval / clearance are being complied with? (Y/N) If no, the reasons thereof and corrective action taken, if any.
NA			

Note - We do not conduct any activities or operations in areas that are considered ecologically sensitive. This means that the Company is not engaged in any activities that could harm or negatively impact the environment or the natural habitats of endangered species.

**11. Details of environmental impact assessments of projects undertaken by the entity based on applicable laws, in the current financial year:**

Mitsubishi Chemical Plast does not have any green-field projects in the current reporting period which require EIA according to the EIA notification, 2006.

**12. Is the entity compliant with the applicable environmental law/ regulations/ guidelines in India; such as the Water (Prevention and Control of Pollution) Act, Air (Prevention and Control of Pollution) Act, Environment protection act and rules thereunder (Y/N). If not, provide details of all such non-compliances, in the following format:**

Yes, Mitsubishi Chemical Plast Limited is in adherence to all relevant environmental laws, regulations, and guidelines.

S. No.	Specify the law / regulation / guidelines which was not complied with	Provide details of the non-compliance	Any fines / penalties / action taken by regulatory agencies such as pollution control boards or by courts	Corrective action taken, if any
NA				

### LEADERSHIP INDICATORS

**1. Provide break-up of the total energy consumed (in Joules or multiples) from renewable and non-renewable sources, in the following format:**

Parameter	2022-23 (Current Financial Year)	2021-22 (Previous Financial Year)
From renewable sources		
Total electricity consumption (A)	0	0
Total fuel consumption (B)	0	0
Energy consumption through other sources (C)	0	0
<b>Total energy consumed from renewable sources (A+B+C)</b>	<b>0</b>	<b>0</b>
Total electricity consumption GJ (D)	60,735.93	58,180.65
Total fuel consumption GJ (E)	6,141.20	8,917.35
Energy consumption through other sources GJ (F)	0	0
<b>Total energy consumed from non-renewable sources GJ (D+E+F)</b>	<b>66,877.13</b>	<b>67,098.00</b>

**Note:** Indicate if any independent assessment/ evaluation/assurance has been carried out by an external agency? (Y/N) If yes, name of the external agency.

No, Independent assessment / assurance has not been carried out for our sustainability disclosures.

## BUSINESS RESPONSIBILITY AND SUSTAINABILITY REPORTING (Contd.)

### 2. Provide the following details related to water discharged:

Parameter	2022-23 (Current Financial Year)	2021-22 (Previous Financial Year)
Water discharge by destination and level of treatment (in kilo liters)		
(i) To Surface water	0	0
- No treatment	0	0
- With treatment – please specify level of treatment	0	0
(ii) To Groundwater	0	0
- No treatment	0	0
- With treatment – please specify level of treatment	0	0
(iii) To Seawater	0	0
- No treatment	0	0
- With treatment – please specify level of treatment	0	0
(iv) Sent to third parties	0	0
- No treatment	0	0
- With treatment – please specify level of treatment	0	0
(v) Others	0	0
- No treatment	0	0
- With treatment – Tertiary treatment	0	0
<b>Total water discharged (in kilo liters) *</b>	<b>0</b>	<b>0</b>

**Note: Indicate if any independent assessment/ evaluation/assurance has been carried out by an external agency? (Y/N) If yes, name of the external agency.**

No, Independent assessment / assurance has not been carried out for our sustainability disclosures.

### 3. Water withdrawal, consumption and discharge in areas of water stress (in kilo liters):

For each facility / plant located in areas of water stress, provide the following information:

(i) Name of the area.

(ii) Nature of operations

(iii) Water withdrawal, consumption, and discharge in the following format:

According to the Central Groundwater classification, the manufacturing units of the Company are not located in areas classified as “Critical” or “Over-exploited” with regards to groundwater:

Parameter	2022-23 (Current Financial Year)	2021-22 (Previous Financial Year)
<b>Water withdrawal by source (in kilolitres)</b>		
(i) Surface water	0	0
(ii) Groundwater	0	0
(iii) Third party water	0	0
(iv) Seawater / desalinated water	0	0
(v) Others	0	0
<b>Total volume of water withdrawal (in kilolitres)</b>	<b>0</b>	<b>0</b>
<b>Total volume of water consumption (in kilolitres)</b>	<b>0</b>	<b>0</b>
<b>Water intensity per rupee of turnover</b> (Water consumed / turnover)	0	0
<b>Water intensity</b> (optional) – the relevant metric may be selected by the entity	0	0
<b>Water discharge by destination and level of treatment (in kilolitres)</b>		
(i) Into Surface water	0	0

## BUSINESS RESPONSIBILITY AND SUSTAINABILITY REPORTING (Contd.)

Parameter	2022-23 (Current Financial Year)	2021-22 (Previous Financial Year)
- No treatment	0	0
- With treatment – please specify level of treatment	0	0
(ii) Into Groundwater	0	0
- No treatment	0	0
- With treatment – please specify level of treatment	0	0
(iii) Into Seawater	0	0
- No treatment	0	0
- With treatment – please specify level of treatment	0	0
(iv) Sent to third parties	0	0
- No treatment	0	0
- With treatment – please specify level of treatment	0	0
(v) Others	0	0
- No treatment	0	0
- With treatment – please specify level of treatment	0	0
<b>Total water discharged (in kilolitres)</b>	<b>0</b>	<b>0</b>

#### 4. Please provide details of total Scope 3 emissions and its intensity, in the following format:

Parameter	Unit	2022-23 (Current Financial Year)	2021-22 (Previous Financial Year)
Total Scope 3 emissions (Break-up of the GHG into CO <sub>2</sub> , CH <sub>4</sub> , N <sub>2</sub> O, HFCs, PFCs, SF <sub>6</sub> , NF <sub>3</sub> , if available)	Metric tonnes of CO <sub>2</sub> equivalent	Not Calculated	Not Calculated
Total Scope 3 emissions per crore of turnover		Not Calculated	Not Calculated

**Note:** Indicate if any independent assessment/ evaluation/assurance has been carried out by an external agency? (Y/N) If yes, name of the external agency.

Not Applicable.

#### 5. With respect to the ecologically sensitive areas reported at Question 10 of Essential Indicators above, provide details of significant direct and indirect impact of the entity on biodiversity in such areas along-with prevention and remediation activities.

Not applicable as Mitsui Chem Plast Limited does not conduct any activities or operations in areas that are designated as ecologically sensitive areas.

#### 6. If the entity has undertaken any specific initiatives or used innovative technology or solutions to improve resource efficiency, or reduce impact due to emissions / effluent discharge / waste generated, please provide details of the same as well as outcome of such initiatives, as per the following format:

S. No	Initiative undertaken	Details of the initiative (Web-link, if any, may be provided along-with summary)	Outcome of the initiative
1	Energy efficient equipment	Installation of energy efficient equipment and technological equipment.	Energy savings & Emission reduction
2	Addition of controller in machine	Addition of controller in machine, to switch-off automatically during idle load, which saves power consumption.	Energy savings & Emission reduction
3	Harmonic Filter Installation	Installed Harmonic Filter for reducing power factor & conversion.	Reduction in power factor & conversion
4	LED light replacement	Replaced all Metal Halide lights, Sodium Vapor Lights, PLC power lights with LED lights and motion sensor lights.	Energy savings & Emission reduction
5	Natural Illumination	Used transparent Polycarbonate sheets for roofing at workplace for natural light penetration and increase in day lights for plants.	Energy savings & Emission reduction



## BUSINESS RESPONSIBILITY AND SUSTAINABILITY REPORTING (Contd.)

### 7. Does the entity have a business continuity and disaster management plan? Give details in 100 words/ web link.

Currently we do not have a formal & documented business continuity and disaster management plan. We shall formulate the same in the next fiscal.

### 8. Disclose any significant adverse impact to the environment, arising from the value chain of the entity. What mitigation or adaptation measures have been taken by the entity in this regard

We have not found any significant negative impact on the environment throughout our value chain. However, we have taken steps to ensure that our procurement policies promote environmentally friendly and responsible practices. Mitsu Chem Plast Limited aims to comply with all relevant environmental laws and regulations in the regions where we operate and from which we source materials, products, and services.

### 9. Percentage of value chain partners (by value of business done with such partners) that were assessed for environmental impacts- 0.17 %

## PRINCIPLE 7 BUSINESSES, WHEN ENGAGING IN INFLUENCING PUBLIC AND REGULATORY POLICY, SHOULD DO SO IN A MANNER THAT IS RESPONSIBLE AND TRANSPARENT

### ESSENTIAL INDICATORS

#### 1. a. Number of affiliations with and industry chambers/ associations.

The Company is a member of 4 trade and industry chambers/ associations.

#### b. List the top 10 trade and industry chambers/ associations (determined based on the total members of such a body) the entity is a member of/ affiliated to.

S. No.	Name of the trade and industry chambers/ associations	Reach of trade and industry chambers/ associations (State/National)
1	The All India Plastic Manufacturing Association	National
2	Organisation Plastic Processors of India	National
3	PLEX Council	National
4	Tarapur Industrial Manufacturing Associations	National

### 2. Provide details of corrective action taken or underway on any issues related to anti-competitive conduct by the entity, based on adverse orders from regulatory authorities.

There have been no instances where regulatory authorities have issued adverse orders regarding anti-competitive conduct.

### LEADERSHIP INDICATORS

#### 1. Details of public policy positions advocated by the entity:

S. No.	Public policy advocated	Method resorted for such advocacy	Whether information available in the public domain? (Yes/No)	Frequency of Review by Board (Annually/ Half yearly/ Quarterly / Others – please specify)	Web Link, if available
NIL					

## PRINCIPLE 8 BUSINESSES SHOULD PROMOTE INCLUSIVE GROWTH AND EQUITABLE DEVELOPMENT

### ESSENTIAL INDICATORS

#### 1. Details of Social Impact Assessments (SIA) of projects undertaken by the entity based on applicable laws, in the current financial year.

Name and brief details of project	SIA Notification No.	Date of notification	Whether conducted by independent external agency (Yes / No)	Results communicated in public domain (Yes / No)	Relevant Web Link
We are not required to carry our Social Impact Assessments as per law.					

#### 2. Provide information on project(s) for which ongoing Rehabilitation and Resettlement (R&R) is being undertaken by your entity, in the following format:

S. No.	Name of Project for which R&R is ongoing	State	District	No. of Project Affected Families (PAFs)	% of PAFs covered by R&R	Amounts paid to PAFs in the FY (In ₹)
No Rehabilitation and Resettlement projects are on-going for Mitsu Chem Plast Limited						

## BUSINESS RESPONSIBILITY AND SUSTAINABILITY REPORTING (Contd.)

### 3. Describe the mechanisms to receive and redress grievances of the community.

We have a formal Community grievance management process which defines the process that must be followed when written or verbal complaints/grievance are received relating to our own operations and/or Contractors. The process is to ensure that complaints/grievances are managed in a culturally sensitive, respectful, timely, and consistent manner. In addition, our Human Resource personnel take on-site feedback and suggestions on issues that are of concern to communities and these issues are resolved at the earliest. Through this mechanism all community grievances are received, acknowledged, assessed, assigned, investigated and responded. The Company also proactively engages with the community as a part of the CSR initiatives.

### 4. Percentage of input material (inputs to total inputs by value) sourced from suppliers:

Parameter	2022-23 (Current Financial Year)	2021-22 (Previous Financial Year)
Directly sourced from MSMEs/ small producers	9.24%	9.08%
Sourced directly from within the district and neighboring districts	50.27%	49.35%

## LEADERSHIP INDICATORS

### 1. Provide details of actions taken to mitigate any negative social impacts identified in the Social Impact Assessments (Reference: Question 1 of Essential Indicators above):

Details of negative social impact identified	Corrective action taken
NA	NA

### 2. Provide the following information on CSR projects undertaken by your entity in designated aspirational districts as identified by government bodies:

#### (a) Do you have a preferential procurement policy where you give preference

to purchase from suppliers comprising marginalised /vulnerable groups? (Yes/No)

No.

#### (b) From which marginalised /vulnerable groups do you procure?

Not Applicable.

#### (c) What percentage of total procurement (by value) does it constitute?

Not Applicable.

### 4. Details of the benefits derived and shared from the intellectual properties owned or acquired by your entity (in the current financial year), based on traditional knowledge:

S. No.	Intellectual Property based on traditional knowledge	Owned/ Acquired (Yes/No)	Benefit shared (Yes / No)	Basis of calculating benefit share
Nil				

### 5. Details of corrective actions taken or underway, based on any adverse order in intellectual property related disputes wherein usage of traditional knowledge is involved.

Name of authority	Brief of the Case	Corrective action taken
Not Applicable		

### 6. Details of beneficiaries of CSR Projects:

S. No.	CSR Project	No. of persons benefited from CSR Projects	% of beneficiaries from vulnerable and marginalised groups
1	Providing health care and Surgical Camps - Shree Bhojay Sarvoday Trust	183	100%
2	Providing health care and medicines at affordable cost – Shree Pragati foundation (Hira Mongi Hospital)	1,000	90%
3	Promotion of Sports-Jash Modi	1	100%

## BUSINESS RESPONSIBILITY AND SUSTAINABILITY REPORTING (Contd.)

S . No.	CSR Project	No. of persons benefited from CSR Projects	% of beneficiaries from vulnerable and marginalised groups
4	Eradication for Hunger	215	100%
5	Rural area development - Global Kachchh (Global Vikas Trust)	555	100%

### PRINCIPLE 9 BUSINESSES SHOULD ENGAGE WITH AND PROVIDE VALUE TO THEIR CONSUMERS IN A RESPONSIBLE MANNER

#### ESSENTIAL INDICATORS

##### 1. Describe the mechanisms in place to receive and respond to consumer complaints and feedback.

Mitsu Chem Plast has a defined mechanism to receive and respond to consumer complaints and feedback and the same is recorded for reference and review purposes. Various team members are involved at different stages to handle consumer concerns including members from sales, marketing, quality and production.

Complaints are received via verbal/written/email mode of communication. The complaints are then registered, and the root cause is identified. Furthermore, a determination of correction and corrective action is taken. Corrective action taken is intimated to the customer and review/feedback is taken.

Lastly, the effectiveness of corrective action is taken to understand the satisfaction of the customer which is followed by closing of that particular query.

##### 2. Turnover of products and/ services as a percentage of turnover from all products/service that carry information about:

Parameter	As a percentage to total turnover
Environmental and social parameters relevant to the product	0
Safe and responsible usage	0
Recycling and/or safe disposal	0

We are in B2B and not in B2C.

##### 3. Number of consumer complaints in respect of the following:

	2021-22 (Current Financial Year)			2020-21 (Previous Financial Year)		
	Received during the year	Pending resolution at end of year	Remarks	Received during the year	Pending resolution at end of year	Remarks
Data privacy						
Advertising						
Cyber-security						
Delivery of essential services						Nil
Restrictive Trade Practices						
Unfair Trade Practices						
Other						

##### 4. Details of instances of product recalls on account of safety issues:

No such case reported.

	Number	Reasons for recall
Voluntary recalls	0	Nil
Forced recalls	0	Nil

##### 5. Does the entity have a framework/ policy on cyber security and risks related to data privacy? (Yes/No) If available, provide a web-link of the policy.

No. Currently we do not have Information Security Policy and Data Protection Policy complying with the ISO 27001 framework.

##### 6. Provide details of any corrective actions taken or underway on issues relating to advertising, and delivery of essential services; cyber security and data privacy of customers; re-occurrence of instances of product recalls; penalty / action taken by regulatory authorities on safety of products / services.

Not Applicable.

## BUSINESS RESPONSIBILITY AND SUSTAINABILITY REPORTING (Contd.)

### LEADERSHIP INDICATORS

- 1. Channels / platforms where information on products and services of the entity can be accessed (provide web link, if available).**

Information relating to all the products provided by the Company are available on the Company's website.

<https://mitsuchem.com/our-products>

- 2. Steps taken to inform and educate consumers about safe and responsible usage of products and/or services.**

User manual/product leaflets are provided along with the products.

- 3. Mechanisms in place to inform consumers of any risk of disruption/discontinuation of essential services.**

We take formal work orders and subcontract formats to inform consumers for any risk of disruption or discontinuation of essential services as per our Integrated Management System.

- 4. Does the entity display product information on the product over and above what is mandated as per local laws? (Yes/No/Not Applicable) If yes, provide details in brief? Did your entity carry out any survey with regard to consumer satisfaction relating to the major products / services of the entity, significant locations of operation of the entity or the entity as a whole? (Yes/No)**

Not Applicable.

- 5. Provide the following information relating to data breaches:**

- a. Number of instances of data breaches along-with impact**

None.

- b. Percentage of data breaches involving personally identifiable information of customers**

None.

# INDEPENDENT AUDITORS' REPORT

## TO THE MEMBERS OF MITSU CHEM PLAST LIMITED

### REPORT ON THE AUDIT OF THE FINANCIAL STATEMENTS

#### Opinion

We have audited the accompanying financial statements of Mitsu Chem Plast Limited ("the Company"), which comprise the Balance Sheet as at 31 March 2023, the Statement of Profit and Loss (including Other Comprehensive Income), the Statement of Changes in Equity and the Statement of Cash Flows for the year ended on that date, and a summary of the significant accounting policies and other explanatory information (hereinafter referred to as "the financial statements").

In our opinion and to the best of our information and according to the explanations given to us, the aforesaid financial statements give the information required by the Companies Act, 2013 ("the Act") in the manner so required and give a true and fair view in conformity with the Indian Accounting Standards prescribed under section 133 of the Act read with the Companies (Indian Accounting Standards) Rules, 2015, as amended, ("Ind AS") and other accounting principles generally accepted in India, of the state of affairs of the Company as at 31 March 2023, and its profit and total comprehensive income, changes in equity and its cash flows for the year ended on that date.

#### Basis for Opinion

We conducted our audit of the financial statements in accordance with the Standards on Auditing ("SA"s) specified under section 143(10) of the Act. Our responsibilities under those standards are further described in the Auditor's Responsibilities for the audit of the financial statements section of our report. We are independent of the Company in accordance with the Code of Ethics issued by the Institute of Chartered Accountants of India (ICAI) together with the independence requirements that are relevant to our audit of the financial statements under the provisions of the Act and the Rules made thereunder, and we have fulfilled our other ethical responsibilities in accordance with these requirements and the ICAI's Code of Ethics. We believe that the audit evidence we have obtained is sufficient and appropriate to provide a basis for our audit opinion on the financial statements.

#### Key Audit Matters

Key audit matters are those matters that, in our professional judgement, were of most significance in our audit of the financial statements of the current period. These matters were addressed in the context of our audit of the financial statements as a whole, and in forming our opinion thereon, and we do not provide a separate opinion on these matters. We have determined the matters described below to be the key audit matters to be communicated in our report.

Key Audit Matters	Auditors' Response
<p>Accuracy, Completeness, and disclosure with reference to IND AS-16 of Property, Plant and Equipment (including Capital Work in Progress):</p> <p>The carrying value of property, plant and equipment (including capital work in progress) as on 31 March 2023 of Rs. 8161.62 lakhs (as on 31 March 2022 of Rs 6208.19 Lakhs) includes Rs.1538.55 lakhs capitalised under the respective class of assets under Property Plant and Equipment during FY 2023 (Rs 682.34 lakhs of FY 2022).</p> <p>Capital expenditure involves management technical estimates and judgement about capitalisation, estimated useful life, impairment which has material impact on balance sheet and operating results of the Company.</p> <p>Refer Note No 3 of the financial statements</p>	<p>Our audit procedures, amongst others, include the following –</p> <ol style="list-style-type: none"> <li>Obtaining an understanding of operating effectiveness of management's internal control over capital expenditure.</li> <li>We assessed Company's process regarding maintenance of records, valuation and accounting of transactions pertaining to Property, Plant and Equipment including Capital Work in Progress with reference to Indian Accounting Standard 16: Property, Plant and Equipment.</li> <li>We have reviewed management judgment pertaining to estimation of useful life and depreciation of the Property, Plant and Equipment.</li> <li>We have verified the capitalisation of borrowing cost incurred on qualifying assets in accordance with the Indian Accounting Standard 23 - Borrowing Costs.</li> <li>Ensuring adequacy of disclosures in the financial statements.</li> </ol>

## INDEPENDENT AUDITORS' REPORT (Contd.)

### Information Other than the Financial Statements and Auditor's Report thereon

The Company's Board of Directors is responsible for the preparation of the other information. The other information comprises the information included in the Management Discussion Analysis, Board Report including Annexures to Board Report, Corporate Governance and other Shareholder Information but does not include the financial statements and our auditor's report thereon.

Our opinion on the financial statements does not cover the other information and we do not express any form of assurance conclusion thereon.

In connection with our audit of the financial statements, our responsibility is to read the other information and, in doing so, consider whether the other information is materially inconsistent with the financial statements, or our knowledge obtained in the audit or otherwise appears to be materially misstated.

If, based on the work we have performed, we conclude that there is a material misstatement of this other information, we are required to report that fact. We have nothing to report in this regard.

### Responsibilities of Management and Those Charged with Governance for the Financial Statements

The Company's Management and Board of Directors are responsible for the matters stated in section 134(5) of the Act with respect to the preparation of these financial statements that give a true and fair view of the financial position, financial performance including other comprehensive income, changes in equity and cash flows of the Company in accordance with the Ind AS and other accounting principles generally accepted in India, including Indian Accounting Standards as prescribed under section 133 of the Act. This responsibility also includes maintenance of adequate accounting records in accordance with the provisions of the Act for safeguarding the assets of the Company and for preventing and detecting frauds and other irregularities; selection and application of appropriate accounting policies; making judgements and estimates that are reasonable and prudent; and design, implementation and maintenance of adequate internal financial controls, that were operating effectively for ensuring the accuracy and completeness of the accounting records, relevant to the preparation and presentation of the financial statements that give true and fair view and are free from material misstatement, whether due to fraud or error.

In preparing the financial statements, the Company's Management and Board of Directors is responsible for assessing the Company's ability to continue as a going concern, disclosing, as applicable, matters related to going concern and using the going concern basis of accounting unless management either intends to liquidate the Company or to cease operations, or has no realistic alternative but to do so. The Board of Directors are also responsible for overseeing the Company's financial reporting process.

### Auditor's Responsibilities for the Audit of the Financial Statements

Our objectives are to obtain reasonable assurance about whether the financial statements as a whole are free from material misstatement, whether due to fraud or error, and to issue an auditor's report that includes our opinion. Reasonable assurance is a high level of assurance but is not a guarantee that an audit conducted in accordance with SAs will always detect a material misstatement when it exists. Misstatements can arise from fraud or error and are considered material if, individually or in the aggregate, they could reasonably be expected to influence the economic decisions of users taken on the basis of these financial statements.

As part of an audit in accordance with SAs, we exercise professional judgment and maintain professional scepticism throughout the audit. We also:

- Identify and assess the risks of material misstatement of the financial statements, whether due to fraud or error, design and perform audit procedures responsive to those risks, and obtain audit evidence that is sufficient and appropriate to provide a basis for our opinion. The risk of not detecting a material misstatement resulting from fraud is higher than for one resulting from error, as fraud may involve collusion, forgery, intentional omissions, misrepresentations, or the override of internal control.
- Obtain an understanding of internal financial controls relevant to the audit in order to design audit procedures that are appropriate in the circumstances. Under section 143(3)(i) of the Act, we are also responsible for expressing our opinion on whether the Company has adequate internal financial controls system in place and the operating effectiveness of such controls.
- Evaluate the appropriateness of accounting policies used and the reasonableness of accounting estimates and related disclosures made by management.



## INDEPENDENT AUDITORS' REPORT (Contd.)

- Conclude on the appropriateness of management's use of the going concern basis of accounting in preparation of Financial Statements and, based on the audit evidence obtained, whether a material uncertainty exists related to events or conditions that may cast significant doubt on the Company's ability to continue as a going concern. If we conclude that a material uncertainty exists, we are required to draw attention in our auditor's report to the related disclosures in the financial statements or, if such disclosures are inadequate, to modify our opinion. Our conclusions are based on the audit evidence obtained up to the date of our auditor's report. However, future events or conditions may cause the Company to cease to continue as a going concern.
- Evaluate the overall presentation, structure and content of the financial statements, including the disclosures, and whether the financial statements represent the underlying transactions and events in a manner that achieves fair presentation.

Materiality is the magnitude of misstatements in the financial statements that, individually or in aggregate, makes it probable that the economic decisions of a reasonably knowledgeable user of the financial statements may be influenced. We consider quantitative materiality and qualitative factors in (i) planning the scope of our audit work and in evaluating the results of our work; and (ii) to evaluate the effect of any identified misstatements in the financial statements.

We communicate with those charged with governance regarding, among other matters, the planned scope and timing of the audit and significant audit findings, including any significant deficiencies in internal control that we identify during our audit.

We also provide those charged with governance with a statement that we have complied with relevant ethical requirements regarding independence, and to communicate with them all relationships and other matters that may reasonably be thought to bear on our independence, and where applicable, related safeguards.

From the matters communicated with those charged with governance, we determine those matters that were of most significance in the audit of the financial statements of the current period and are therefore the key audit matters. We describe these matters in our auditor's report unless law or regulation precludes public disclosure about the matter or when, in extremely rare circumstances, we determine that a matter should not be communicated in our report because the adverse consequences of doing so would reasonably be expected to outweigh the public interest benefits of such communication.

### Report on Other Legal and Regulatory Requirements

1. As required by the Companies (Auditor's Report) Order, 2020 ("the Order") issued by the Central Government in terms of Section 143(11) of the Act, we give in "Annexure A" a statement on the matters specified in paragraphs 3 and 4 of the Order.
2. As required by Section 143(3) of the Act, based on our audit we report that:
  - a) We have sought and obtained all the information and explanations which to the best of our knowledge and belief were necessary for the purposes of our audit.
  - b) In our opinion, proper books of account as required by law have been kept by the Company so far as it appears from our examination of those books.
  - c) The Balance Sheet, the Statement of Profit and Loss including Other Comprehensive Income, Statement of Changes in Equity and the Statement of Cash Flow dealt with by this Report are in agreement with the books of account.
  - d) In our opinion, the aforesaid financial statements comply with the Ind AS specified under Section 133 of the Act, read with Rule 7 of the Companies (Accounts) Rules, 2014.
  - e) On the basis of the written representations received from the directors taken on record by the Board of Directors, none of the directors is disqualified as on 31 March 2023 from being appointed as a director in terms of Section 164 (2) of the Act.
  - f) With respect to the adequacy of the internal financial controls over financial reporting of the Company and the operating effectiveness of such controls, refer to our separate Report in "Annexure B". Our report expresses an unmodified opinion on the adequacy and operating effectiveness of the Company's internal financial controls over financial reporting.
  - g) In our opinion and to the best of our information and according to the explanations given to us, the remuneration paid by the Company to its directors during the year is in accordance with the provisions of Section 197 of the Act read with Schedule V of the Act.

## INDEPENDENT AUDITORS' REPORT (Contd.)

- h) With respect to the other matters to be included in the Auditor's Report in accordance with Rule 11 of the Companies (Audit and Auditors) Rules, 2014, as amended in our opinion and to the best of our information and according to the explanations given to us:
- i. The Company has disclosed the impact of pending litigations on its financial position (Refer note no 33 of the financial statements: Contingent liabilities and Commitments).
  - ii. The Company did not have any long-term contracts including derivative contracts for which there are any material foreseeable losses.
  - iii. There were no amounts which were required to be transferred to the Investor Education and Protection Fund by the Company.
  - iv. (a) The Management has represented that, to the best of its knowledge and belief, no funds (which are material either individually or in the aggregate) have been advanced or loaned or invested (either from borrowed funds or share premium or any other sources or kind of funds) by the Company to or in any other person or entity, including foreign entity ("Intermediaries"), with the understanding, whether recorded in writing or otherwise, that the Intermediary shall, whether, directly or indirectly lend or invest in other persons or entities identified in any manner whatsoever by or on behalf of the Company ("Ultimate Beneficiaries") or provide any guarantee, security or the like on behalf of the Ultimate Beneficiaries;
  - (b) The Management has represented, that, to the best of its knowledge and belief, no funds (which are material either individually or in the aggregate) have been received by the Company from any person or entity, including foreign entity ("Funding Parties"), with the understanding, whether recorded in writing or otherwise, that the Company shall, whether, directly or indirectly, lend or invest in other persons or entities identified in any manner whatsoever by or on behalf of the Funding Party ("Ultimate Beneficiaries") or provide any guarantee, security or the like on behalf of the Ultimate Beneficiaries;
- (c) Based on the audit procedures that have been considered reasonable and appropriate in the circumstances, nothing has come to our notice that has caused us to believe that the representations under sub-clause (i) and (ii) of Rule 11(e), as provided under (a) and (b) above, contain any material misstatement
- v. As stated in Note 13.6 to the financial statements
- (a) The final dividend proposed in the previous year, declared and paid by the Company during the year is in accordance with Section 123 of the Act, as applicable.
  - (b) The Board of Directors of the Company have proposed final dividend for the year which is subject to the approval of the members at the ensuing Annual General Meeting. The amount of dividend proposed is in accordance with section 123 of the Act, as applicable.
- vi. In respect of Rule 11(g) of the Companies (Audit and Auditors) Rules, 2014, since proviso to Rule 3(1) of the Companies (Accounts) Rules, 2014 for maintaining books of account using accounting software which has a feature of recording audit trail (edit log) facility is applicable for the company only w.e.f. 1 April 2023, reporting under this clause is not applicable.

For **Gokhale & Sathe**  
Chartered Accountants  
Firm Reg. No.: 103264W

**Tejas Parikh**  
Partner

Membership No: 123215  
UDIN: 23123215BGQLCQ5624

Place: Mumbai  
Date: 15 May 2023

## ANNEXURE A TO THE INDEPENDENT AUDITOR'S REPORT

(Referred to in paragraph 1 under 'Report on Other Legal and Regulatory Requirements' section of our report to the Members of Mitsu Chem Plast Limited of even date)

i. In respect of the Company's Property Plant and Equipment and Intangible Assets:

- a) (A) The Company has maintained proper records showing full particulars including quantitative details and situation of its Property Plant and Equipment and Capital Work in Progress.
- (B) The Company has maintained proper records showing full particulars of intangible assets.
- b) The Company has a regular program of verification of Property, Plant and Equipment so to cover all the items in a phased manner which, in our opinion, is reasonable having regard to the size of the Company and the nature of its assets. Pursuant to the programme, certain Property, Plant and Equipment were due for verification during the year and were physically verified by the Management during the year. No material discrepancies were noticed on such verification which were not properly dealt with in the books of accounts in the current year.
- c) According to the information and explanations given to us, the records examined by us and based on the examination of the conveyance deeds / registered sale deed provided to us, we report that, the title deeds of self-constructed buildings and title deeds of all immovable properties (other than properties where the Company is lessee and lease agreements are duly executed in favour of the Company), disclosed in the financial statements included under Property Plant and Equipment are held in the name of the Company as at the balance sheet date. In respect of immovable properties of land that have been taken on lease and disclosed separately in Property Plant & Equipment in the financial statements, the lease agreements are in the name of the Company.
- d) The Company has not revalued any of its Property, Plant and Equipment and intangible assets during the year.
- e) According to information and explanations given to us, no proceedings have been initiated during the year or are pending against the Company as at 31 March 2023 for holding any benami property under the Benami Transactions (Prohibition) Act, 1988 (as amended in 2016) and rules made thereunder.

- ii. (a) Physical verification of inventory has been conducted at reasonable intervals by the management and in our opinion, the coverage and procedure of such verification by the management is appropriate; Discrepancies noticed were less than 10% for each class of inventory.
- (b) The Company has sanctioned working capital limits in excess of five crore rupees, from banks on the basis of security of current assets; the difference between the quarterly returns or statements filed by the company with the banks and books of account of the Company are on account of explainable items (Refer note no 37 to the financial statements)
- iii. During the year, the Company has neither made investments in, nor granted any loans (including advances in nature of loan) nor provided any guarantee or security and hence reporting under clause 3(iii)(a) (b) (c), (d), (e) and (f) are not applicable.
- iv. The Company has not granted any loans, provided guarantees and securities or made any investments and hence compliance with provisions of section 185 and 186 of the Act is not applicable.
- v. The Company has not accepted deposits or amounts which are deemed to be deposits from the public during the year and hence the directives issued by the Reserve Bank of India and the provision of section 73 to 76 any other relevant provisions of the at and the Companies (Acceptance of Deposit) Rules, 2015 with regards to the deposits accepted from the public are not applicable.
- vi. The Company has maintained cost records as required under sub section (1) of Section 148 of the Companies Act, 2013. However, we have not carried out a detailed examination of such records.
- vii. In respect of statutory dues:
  - a) According to the information and explanation given to us and on the basis of our examination of the records of the Company, amounts deducted / accrued in the books of account in respect of undisputed statutory dues including the provident fund, employees' state insurance, income tax, goods and services tax, sales tax, duty of customs, duty of excise, value added tax, cess and any other statutory dues applicable have been regularly deposited during the year with appropriate authorities. There were no undisputed amounts payable in respect thereof were outstanding at the year-end for a period of more than six months from the date they become payable.

## ANNEXURE A TO THE INDEPENDENT AUDITOR'S REPORT (Contd.)

- b) There were no arrears in respect of provident fund, employees' state insurance, income tax, goods and services tax, sales tax, duty of customs, duty of excise, value added tax, cess and any other statutory dues on account of dispute except as stated below.

Name of Statute	Nature of dues	Forum where Dispute is Pending	Period to which the Amount Relates	Amount ₹ in Lakhs
Maharashtra Value Added Tax Act, 2002	Sales Tax and Interest	Maharashtra Sales Tax Tribunal	FY 2010-11	21.75

- viii. There were no transactions relating to previously unrecorded income that have been surrendered or disclosed as income during the year in the tax assessments under the Income Tax Act, 1961 (43 of 1961).
- ix. (a) In our opinion and according to the information and explanations given to us, the Company has not defaulted in the repayment of loans or other borrowings or in the payment of interest thereon to any lender.
- (b) The Company has not been declared wilful defaulter by any bank or financial institution or government or any government authority.
- (c) In our opinion and according to information and explanations given to us, the Company has utilised the money obtained by way of term loans during the year for the purposes for which they were obtained.
- (d) On an overall examination of the financial statements of the Company, funds raised on short-term basis have, prima facie, not been used during the year for long-term purposes by the Company.
- (e) On an overall examination of the financial statements of the Company, the Company has not taken any funds from any entity or person on account of or to meet the obligations of its subsidiary.
- (f) According to the information and explanations given to us and procedures performed by us, we report that the company has not raised loans during the year on the pledge of securities held in its subsidiary.

- x. (a) The Company has not raised moneys by way of initial public offer or further public offer (including debt instruments) during the year and hence reporting under clause 3(x)(a) of the Order is not applicable.
- (b) During the year, the Company has not made any preferential allotment or private placement of shares or convertible debentures (fully or partly or optionally) and hence reporting under clause 3(x)(b) of the Order is not applicable.
- xi. (a) No fraud by the Company and no material fraud on the Company has been noticed or reported during the year.
- (b) No report under sub-section (12) of section 143 of the Companies Act has been filed in Form ADT-4 as prescribed under rule 13 of Companies (Audit and Auditors) Rules, 2014 with the Central Government, during the year and upto the date of this report.
- (c) As represented to us by the Management, there are no whistle blower complaints received by the Company during the year.
- xii. The Company is not a Nidhi Company and hence reporting under clause 3(xii) of the Order is not applicable.
- xiii. In our opinion, the Company is in compliance with Section 177 and 188 of the Companies Act, 2013 with respect to applicable transactions with the related parties and the details of related party transactions have been disclosed in the financial statements as required by the applicable accounting standards.
- xiv. (a) In our opinion the Company has an adequate internal audit system commensurate with the size and the nature of its business.
- (b) We have considered, the internal audit reports for the year under audit, issued to the Company during the year and till date, in determining the nature, timing and extent of our audit procedures.
- xv. In our opinion during the year the Company has not entered into any non-cash transactions with its directors or persons connected with its directors. and hence provisions of section 192 of the Companies Act, 2013 are not applicable to the Company.
- xvi. a) In our opinion, the Company is not required to be registered under section 45-IA of the Reserve Bank of India Act, 1934. Hence, reporting under clause 3(xvi) (a) and (b) of the Order is not applicable.

## ANNEXURE A TO THE INDEPENDENT AUDITOR'S REPORT (Contd.)

- b) The Company is not a Core Investment Company (CIC) as defined in the regulations made by the Reserve Bank of India. Accordingly, clause 3(xvi)(c) of the Order is not applicable to the Company.
- c) In our opinion, there is no core investment company within the Group (as defined in the Core Investment Companies (Reserve Bank) Directions, 2016) and accordingly reporting under clause 3(xvi)(d) of the Order is not applicable.
- xvii. The Company has not incurred cash losses during the financial year covered by our audit and the immediately preceding financial year.
- xviii. There has been no resignation of the statutory auditors of the Company during the year.
- xix. On the basis of the financial ratios, ageing and expected dates of realisation of financial assets and payment of financial liabilities, other information accompanying the financial statements and our knowledge of the Board of Directors and Management plans and based on our examination of the evidence supporting the assumptions, nothing has come to our attention, which causes us to believe that any material uncertainty exists as on the date of the audit report indicating that Company is not capable of meeting its liabilities existing at the date of balance sheet as and when they fall due within a period of one year from the balance sheet date. We, however, state that this is not an assurance as to the future viability of the Company. We further state that our reporting is based on the

facts up to the date of the audit report and we neither give any guarantee nor any assurance that all liabilities falling due within a period of one year from the balance sheet date, will get discharged by the Company as and when they fall due.

- xx. The Company has fully spent the required amount towards Corporate Social Responsibility (CSR) and there is no unspent CSR amount for the year requiring a transfer to a Fund specified in Schedule VII to the Companies Act or special account in compliance with the provision of Sub-section (6) of Section 135 of the said Act. Accordingly, reporting under clause (xx) of the Order is not applicable for the year.
- xxi. The Company has only one wholly owned subsidiary, which is section 8 company and provisions of the Companies (Auditors' Report) Order is not applicable to the said entity and hence reporting under clause 3(xxi) of the Order is not applicable to the Company.

For **Gokhale & Sathe**  
Chartered Accountants  
Firm Reg. No.: 103264W

**Tejas Parikh**  
Partner

Membership No: 123215  
UDIN: 23123215BGQLCQ5624

Place: Mumbai  
Date: 15 May 2023

## ANNEXURE B TO THE INDEPENDENT AUDITOR'S REPORT

(Referred to in paragraph 2(f) under 'Report on Other Legal and Regulatory Requirements' section of our report to the Members of Mitsui Chem Plast Limited of even date)

### **Report on the Internal Financial Controls with reference to financial statements under Clause (i) of Sub-section 3 of Section 143 of the Companies Act, 2013 ("the Act")**

We have audited the internal financial controls with reference to financial statements of Mitsui Chem Plast Limited ("the Company") as of 31 March 2023 in conjunction with our audit of the financial statements of the Company for the year ended on that date.

### **Management's Responsibility for Internal Financial Controls**

The Company's Management is responsible for establishing and maintaining internal financial controls with reference to financial statements based on the internal control over financial reporting criteria established by the Company considering the essential components of internal control stated in the Guidance Note on Audit of Internal Financial Controls Over Financial Reporting issued by the Institute of Chartered Accountants of India (the "ICAI"). These responsibilities include the design, implementation and maintenance of adequate internal financial controls that were operating effectively for ensuring the orderly and efficient conduct of its business, including adherence to company's policies, the safeguarding of its assets, the prevention and detection of frauds and errors, the accuracy and completeness of the accounting records, and the timely preparation of reliable financial information, as required under the Act.

### **Auditor's Responsibility**

Our responsibility is to express an opinion on the Company's internal financial controls with reference to financial statements based on our audit. We conducted our audit in accordance with the Guidance Note on Audit of Internal Financial Controls Over Financial Reporting (the "Guidance Note") issued by the ICAI and the Standards on Auditing prescribed under Section 143(10) of the Act, to the extent applicable to an audit of internal financial controls with reference to financial statements. Those Standards and the Guidance Note require that we comply with ethical requirements and plan and perform the audit to obtain reasonable assurance about whether adequate internal financial controls with reference to financial statements was established and maintained and if such controls operated effectively in all material respects.

Our audit involves performing procedures to obtain audit evidence about the adequacy of the internal financial controls with reference to financial statements and their operating effectiveness. Our audit of internal financial controls with reference to financial statements included obtaining an understanding of internal financial controls with reference to financial statements, assessing the risk that a material weakness exists, and testing and evaluating the design and operating effectiveness of internal control based on the assessed risk. The procedures selected depend on the auditor's judgement, including the assessment of the risks of material misstatement of the financial statements, whether due to fraud or error. We believe that the audit evidence we have obtained, is sufficient and appropriate to provide a basis for our audit opinion on the Company's internal financial controls with reference to financial statements.

### **Meaning of Internal Financial Controls with reference to financial statements**

A company's internal financial control with reference to financial statements is a process designed to provide reasonable assurance regarding the reliability of financial reporting and the preparation of financial statements for external purposes in accordance with generally accepted accounting principles. A company's internal financial control over financial reporting includes those policies and procedures that (1) pertain to the maintenance of records that, in reasonable detail, accurately and fairly reflect the transactions and dispositions of the assets of the company; (2) provide reasonable assurance that transactions are recorded as necessary to permit preparation of financial statements in accordance with generally accepted accounting principles, and that receipts and expenditures of the company are being made only in accordance with authorisations of management and directors of the company; and (3) provide reasonable assurance regarding prevention or timely detection of unauthorised acquisition, use, or disposition of the company's assets that could have a material effect on the financial statements.

### **Inherent Limitations of Internal Financial Controls with reference to financial statements**

Because of the inherent limitations of internal financial controls over financial reporting, including the possibility of collusion or improper management override of controls, material misstatements due to error or fraud may occur and not be detected. Also, projections of any evaluation of the internal financial controls with reference to financial statements to future periods are subject to the risk that the internal financial control with reference to financial statements may become inadequate because of changes in conditions, or that the degree of compliance with the policies or procedures may deteriorate.

### **Opinion**

In our opinion, to the best of our information and according to the explanations given to us, the Company has, in all material respects, an adequate internal financial controls with reference to financial statements and such internal financial controls with reference to financial statements were operating effectively as at 31 March 2023, based on the criteria for internal financial control with reference to financial statements established by the Company considering the essential components of internal control stated in the Guidance Note on Audit of Internal Financial Controls Over Financial Reporting issued by the ICAI.

For **Gokhale & Sathe**  
Chartered Accountants  
Firm Reg. No.: 103264W

**Tejas Parikh**  
Partner

Membership No: 123215  
UDIN: 23123215BGQLCQ5624

Place: Mumbai  
Date: 15 May 2023



# BALANCE SHEET

## AS ON MARCH 31, 2023

(₹ in lakhs)

Particulars	Note No.	MARCH 31, 2023 ₹	MARCH 31, 2022 ₹
<b>ASSETS</b>			
<b>NON-CURRENT ASSETS</b>			
(a) Property, Plant and Equipment	3	7,175.62	6,186.32
(b) Capital Work in Progress	3.1	986.00	21.88
(c) Investment Property	-	-	-
(d) Goodwill	-	-	-
(e) Other Intangible Assets	4	37.59	43.48
(f) Intangible Assets under development	4	-	-
(g) Biological Assets other than bearer plants	-	-	-
(h) Financial Assets			
(i) Investments	5	1.00	31.92
(ii) Trade Receivables		-	-
(iii) Loans		-	-
(iv) Others financial assets	6	164.00	199.42
(i) Deferred tax assets (Net)	-	-	-
(j) Other non current assets	7	481.64	71.86
<b>SUB-TOTAL</b>		<b>8,845.85</b>	<b>6,554.88</b>
<b>CURRENT ASSETS</b>			
(a) Inventories	8	3,207.21	2,929.79
(b) Financial Assets			
(i) Investments		-	-
(ii) Trade Receivables	9	4,721.95	4,144.95
(iii) Cash & Cash Equivalents	10	10.36	213.64
(iv) Bank balances other than (iii) above	11	0.18	0.18
(v) Loans	12	16.64	15.75
(vi) Other financial assets	6	347.21	274.30
(c) Current Tax Assets (Net)	22	7.61	-
(d) Other Current Assets	7	544.71	275.45
<b>SUB-TOTAL</b>		<b>8,855.86</b>	<b>7,854.06</b>
<b>TOTAL ASSETS</b>		<b>17,701.71</b>	<b>14,408.94</b>

# BALANCE SHEET

## AS ON MARCH 31, 2023 (Contd.)

(₹ in lakhs)

EQUITY AND LIABILITIES	Note No.	MARCH 31, 2023 ₹	MARCH 31, 2022 ₹
<b>EQUITY</b>			
(a) Equity Share capital	13	1,207.26	1,207.26
(b) Other Equity	14	5,035.04	3,884.48
<b>SUB-TOTAL</b>		<b>6,242.30</b>	<b>5,091.74</b>
<b>LIABILITIES</b>			
<b>NON-CURRENT LIABILITIES</b>			
(a) Financial Liabilities			
(i) Borrowings	15	3,764.21	2,855.08
(ia) Lease Liabilities			
(ii) Trade Payables			
(A) Total outstanding dues of Micro Enterprises and Small Enterprises		-	-
(B) Total outstanding dues of creditors other than Micro Enterprises and Small Enterprises		-	-
(iii) Other financial liabilities (other than those specified in item (b), to be specified)		-	-
(b) Provisions	17	-	-
(c) Deferred Tax Liabilities (Net)	18(C)	532.43	553.59
(d) Other non-current liabilities	19	163.08	60.28
<b>SUB-TOTAL</b>		<b>4,459.73</b>	<b>3,468.95</b>
<b>CURRENT LIABILITIES</b>			
(a) Financial Liabilities			
(i) Borrowings	16	3,944.58	3,860.06
(ia) Lease Liabilities			
(ii) Trade payables			
(A) Total outstanding dues of Micro Enterprises and Small Enterprises	20	144.97	159.06
(B) Total outstanding dues of creditors other than Micro Enterprises and Small Enterprises	20	2,211.15	1,259.88
(iii) Other financial liabilities (other than those specified in item (b), to be specified)	21	39.63	21.30
(b) Other Current Liabilities	19	431.88	331.42
(c) Provisions	17	227.47	186.75
(d) Current Tax Liabilities (Net)	22	-	29.78
<b>SUB-TOTAL</b>		<b>6,999.68</b>	<b>5,848.25</b>
<b>TOTAL EQUITY AND LIABILITIES</b>		<b>17,701.71</b>	<b>14,408.94</b>

AS PER OUR REPORT OF EVEN DATE ATTACHED

**FOR GOKHALE & SATHE**  
CHARTERED ACCOUNTANTS  
FRN : 103264W

**TEJAS PARIKH**  
(PARTNER)  
Membership No. 123215

PLACE : MUMBAI  
DATE : May 15, 2023

FOR MITSU CHEM PLAST LIMITED

**JAGDISH DEDHIA**  
(CHAIRMAN & WTD)  
DIN: 01639945

**MANISH DEDHIA**  
(CFO)  
DIN: 01552841

**SANJAY DEDHIA**  
(MANAGING DIRECTOR)  
DIN: 01552883

**ANKITA BHANUSHALI**  
(COMPANY SECRETARY)

# STATEMENT OF PROFIT AND LOSS

## FOR THE YEAR ENDED MARCH 31, 2023

Particulars	Note No.	(₹ in lakhs)	
		MARCH 31, 2023 ₹	MARCH 31, 2022 ₹
<b>Continuing Operations</b>			
I Revenue From Operations	23	30,897.45	25,771.71
II Other Income	24	35.53	114.78
<b>III Total Income (I+II)</b>		<b>30,932.98</b>	<b>25,886.49</b>
<b>IV Expenses</b>			
(a) Cost of Material Consumed	26	20,562.06	16,597.93
(b) Purchase of stock in trade		-	-
(c) Changes in Inventories of Finished Goods, Work in Progress and Stock in Trade	27	(133.44)	(185.90)
(d) Employee Benefits Expenses	28	1,994.41	1,727.47
(e) Finance Cost	29	683.47	559.86
(f) Depreciation and Amortisation Expenses	30	527.96	481.58
(g) Other Expenses	31	5,815.17	5,064.58
<b>Total Expenses</b>		<b>29,449.63</b>	<b>24,245.52</b>
<b>V Profit Before Exceptional and Extraordinary Items and Tax (III-IV)</b>		<b>1,483.35</b>	<b>1,640.97</b>
VI Exceptional Income/Expenses		-	-
<b>VII Profit Before Tax (V-VI)</b>		<b>1,483.35</b>	<b>1,640.97</b>
<b>VIII Income Tax Expenses</b>			
(a) Current Tax	18(D)	321.05	398.00
(b) Tax Expenses of Earlier Years		1.06	0.07
(c) Deferred Tax		(19.23)	92.90
<b>Total Tax Expenses</b>		<b>302.89</b>	<b>490.97</b>
<b>IX Profit After Tax (VII-VIII)</b>		<b>1,180.46</b>	<b>1,150.00</b>
<b>X Other Comprehensive Income (OCI)</b>			
<b>Items that will not be reclassified to profit or loss</b>			
Remeasurement benefit of defined benefit plans	25	(7.70)	1.29
Income tax expense on remeasurement benefit of defined benefit plans	18(C)	(1.94)	0.32
		(5.76)	0.97
<b>Items that will be reclassified to profit or loss</b>			
<b>Total of other comprehensive income</b>		<b>(5.76)</b>	<b>0.97</b>
<b>Total Comprehensive Income for the period</b>		<b>1,174.70</b>	<b>1,150.97</b>
<b>XI Earnings Per Equity Share (Amount in ₹)</b>			
(a) Basic	32	<b>9.78</b>	<b>9.53</b>
(b) Diluted	32	<b>9.78</b>	<b>9.53</b>

AS PER OUR REPORT OF EVEN DATE ATTACHED

FOR MITSU CHEM PLAST LIMITED

FOR **GOKHALE & SATHE**  
CHARTERED ACCOUNTANTS  
FRN : 103264W

**JAGDISH DEDHIA**  
(CHAIRMAN & WTD)  
DIN: 01639945

**SANJAY DEDHIA**  
(MANAGING DIRECTOR)  
DIN: 01552883

**TEJAS PARIKH**  
(PARTNER)  
Membership No. 123215

**MANISH DEDHIA**  
(CFO)  
DIN: 01552841

**ANKITA BHANUSHALI**  
(COMPANY SECRETARY)

PLACE : MUMBAI  
DATE : May 15, 2023

# CASH FLOW STATEMENT

## FOR THE YEAR ENDED MARCH 31, 2023

(₹ in lakhs)

PARTICULARS	MARCH 31, 2023		MARCH 31, 2022	
	₹	₹	₹	₹
<b>CASH FLOW FROM OPERATING ACTIVITIES</b>				
<b>Net profit before Tax</b>		<b>1,483.35</b>		<b>1,640.97</b>
Adjustment for Non-Cash and Non-operating Items				
<u>Add:</u> Depreciation	527.96		481.58	
Loss on Sale of non Current Investments	0.00		-	
Loss on Sale of Property, Plant & Equipments	1.42		-	
Provision for doubtful debts / Advances	-		4.73	
Interest Expense	633.38	1,162.77	483.06	969.36
<u>Less:</u> Interest Income	27.19		25.55	
Profit on Sale of Property, Plant & Equipments	-		3.47	
Profit on Sale of Investments	-		19.80	
Reversal of Provision for doubtful debts / Advances	3.42		-	
Dividend Received	1.39	32.00	1.11	49.93
Operating profits before working capital changes (a+b-c)		2,614.12		2,560.40
Changes in Working Capital & Operating Assets & liabilities				
<u>Add:</u> Decrease in Assets & Increase in Liabilities				
Trade Payables	937.18		366.18	
Other Current Liabilities	100.47		20.73	
Other Current Assets	-		9.33	
Short Term Provisions	40.72		-	
Other Current Financial Liabilities	14.35		0.06	
Short Term Loans & Advances	-		1.59	
Other Non Current Assets	-		-	
Other Non Current Financial Assets	-	1,092.72	5.15	403.04

## CASH FLOW STATEMENT

FOR THE YEAR ENDED MARCH 31, 2023 (Contd.)

(₹ in lakhs)

PARTICULARS	MARCH 31, 2023		MARCH 31, 2022	
	₹	₹	₹	₹
Less: Increase in Assets & Decrease in Liabilities				
Inventories	277.42		676.80	
Trade Receivables	573.58		1,234.53	
Short Term Loans & Advances	0.89		-	
Other Current Assets	276.97		-	
Long Term Provisions	-		1.48	
Other Non Current Financial Assets	0.06		-	
Other Non Current Assets	18.24		1.69	
Other Financial Assets	1.02		24.07	
Short Term Provision	-	1,148.18	7.77	1,946.34
Cash generated from operations (d+e-f)	-	2,558.66		1,017.09
Less: Taxes paid		359.51		349.70
<b>NET CASH FLOW FROM OPERATING ACTIVITIES (g-h)</b>		<b>2,199.15</b>		<b>667.39</b>
<b>CASH FLOW FROM INVESTING ACTIVITIES</b>				
Add: Interest Income	27.19		25.55	
Sale of Fixed Assets	0.80		7.96	
Sale of Investments	30.91		65.01	
Term Deposits (Net)	-		47.40	
Dividend Received	1.39	60.30	1.11	147.04
Less: Addition to Property, Plant & Equipment (Including WIP, Capital Advances)	2,766.41		487.44	
Investment in Subsidiary	-		1.00	
Term Deposits (Net)	36.42	2,802.83	-	488.44
<b>NET CASH FLOW FROM INVESTING ACTIVITIES (a-b)</b>		<b>(2,742.54)</b>		<b>(341.40)</b>

## CASH FLOW STATEMENT

FOR THE YEAR ENDED MARCH 31, 2022 (Contd.)

(₹ in lakhs)

PARTICULARS	MARCH 31, 2023		MARCH 31, 2022	
	₹	₹	₹	₹
<b>CASH FLOW FROM FINANCING ACTIVITIES</b>				
Add: Increase in Long Term Borrowings (Net)	586.59		31.13	
Increase in Short Term Borrowings (Net)	407.06	993.66	281.65	312.78
Less: Dividend & DDT Paid	24.15		24.15	
Interest Paid	629.40	653.55	474.62	498.77
<b>NET CASH FLOW FROM FINANCING ACTIVITIES (a-b)</b>		<b>340.11</b>		<b>(185.99)</b>
<b>NET INCREASE / (DECREASE) IN CASH</b>		<b>(203.28)</b>		<b>140.00</b>
Add: Cash & Cash Equivalent at the beginning of the year				
Cash on Hand	1.21		1.65	
Bank Balance	212.43	213.64	71.98	73.64
Less: Cash & Cash Equivalent at the end of the year				
Cash on Hand	0.91		1.21	
Bank Balance	9.45	10.36	212.43	213.64

Notes :

- 1) The above Cash Flow Statement has been prepared under "Indirect Method" set out in Ind AS-7, issued by Institute of Chartered Accountants of India.
- 2) Previous year's figures have been regrouped and reclassified wherever necessary.

AS PER OUR REPORT OF EVEN DATE ATTACHED

**FOR GOKHALE & SATHE**  
 CHARTERED ACCOUNTANTS  
 FRN : 103264W

**TEJAS PARIKH**  
 (PARTNER)  
 Membership No. 123215

PLACE : MUMBAI  
 DATE : May 15, 2023

FOR MITSU CHEM PLAST LIMITED

**JAGDISH DEDHIA**  
 (CHAIRMAN & WTD)  
 DIN: 01639945

**MANISH DEDHIA**  
 (CFO)  
 DIN: 01552841

**SANJAY DEDHIA**  
 (MANAGING DIRECTOR)  
 DIN: 01552883

**ANKITA BHANUSHALI**  
 (COMPANY SECRETARY)



# STATEMENT OF CHANGES IN EQUITY

## FOR THE YEAR ENDED MARCH 31, 2023

### (A) Equity Share Capital

Particulars	Refer Note No.	(₹ in lakhs)
1 As at April 1, 2021	-	₹ 1,207.26
2 Changes in equity share capital due to prior period errors		-
3 Restated balances as at April 1, 2021		1,207.26
4 Changes in equity share capital during the year	13.1	-
5 As at March 31, 2022	-	1,207.26
6 Changes in equity share capital due to prior period errors		-
7 Restated balances as at April 1, 2022		1,207.26
8 Changes in equity share capital during the year	13.1	-
9 As at March 31, 2023	-	1,207.26

### (B) Other Equity

PARTICULARS	Share application money pending allotment	Equity component of compound financial instruments	Capital reserve	Securities Premium	General Reserve	Retained Earning	Debt instruments through OCI	Equity instruments through OCI	Effective portion of Cash Flow Hedges	Revaluation Surplus	Exchange differences on translating the financial statements of a foreign operation	Other Comprehensive Income	(₹ in lakhs)
													Total
	₹	₹	₹	₹	₹	₹	₹	₹	₹	₹	₹	₹	₹
<b>As on March 31, 2023</b>													
1 Balance as at April 1, 2022	-	-	-	15.14	182.49	3,679.31	-	-	-	-	-	7.54	3,884.48
2 Changes in Accounting Policy / Prior Period Errors	-	-	-	-	-	-	-	-	-	-	-	-	-
3 Restated balances as at April 1, 2022	-	-	-	-	-	-	-	-	-	-	-	-	-
4 Total Comprehensive income for the current year	-	-	-	-	-	1,180.46	-	-	-	-	-	(5.76)	1,174.70
5 Dividends	-	-	-	-	-	(24.15)	-	-	-	-	-	-	(24.15)
6 Transfer to Retained Earnings	-	-	-	-	-	-	-	-	-	-	-	-	-
8 Share Issue Expenses	-	-	-	-	-	-	-	-	-	-	-	-	-
<b>9 Balance as at March 31, 2023</b>				<b>15.14</b>	<b>182.49</b>	<b>4,835.63</b>						<b>1.78</b>	<b>5,035.04</b>

## STATEMENT OF CHANGES IN EQUITY

FOR THE YEAR ENDED MARCH 31, 2023 (Contd.)

(₹ in lakhs)

PARTICULARS	Share application money pending allotment	Equity component of compound financial instruments	Capital reserve	Securities Premium	General Reserve	Retained Earning	Debt instruments through OCI	Equity instruments through OCI	Effective portion of Cash Flow Hedges	Revaluation Surplus	Exchange differences on translating the financial statements of a foreign operation	Other Comprehensive Income	Total
	₹	₹	₹	₹	₹	₹	₹	₹	₹	₹	₹	₹	₹
<b>As on March 31, 2022</b>													
1 Balance as at April 1, 2021	-	-	-	15.14	182.49	2,553.46	-	-	-	-	-	6.58	2,757.67
2 Changes in Accounting Policy / Prior Period Errors	-	-	-	-	-	-	-	-	-	-	-	-	-
3 Restated balances as at April 1, 2021	-	-	-	-	-	-	-	-	-	-	-	-	-
4 Total Comprehensive income for the current year	-	-	-	-	-	1,150.00	-	-	-	-	-	0.97	1,150.96
5 Dividends	-	-	-	-	-	(24.15)	-	-	-	-	-	-	(24.15)
6 Transfer to Retained Earnings	-	-	-	-	-	-	-	-	-	-	-	-	-
<b>7 Balance as at March 31, 2022</b>				<b>15.14</b>	<b>182.49</b>	<b>3,679.31</b>						<b>7.54</b>	<b>3,884.48</b>

AS PER OUR REPORT OF EVEN DATE ATTACHED

**FOR GOKHALE & SATHE**  
 CHARTERED ACCOUNTANTS  
 FRN : 103264W

**TEJAS PARIKH**  
 (PARTNER)  
 Membership No. 123215

PLACE : MUMBAI  
 DATE : May 15, 2023

FOR MITSU CHEM PLAST LIMITED

**JAGDISH DEDHIA**  
 (CHAIRMAN & WTD)  
 DIN: 01639945

**MANISH DEDHIA**  
 (CFO)  
 DIN: 01552841

**SANJAY DEDHIA**  
 (MANAGING DIRECTOR)  
 DIN: 01552883

**ANKITA BHANUSHALI**  
 (COMPANY SECRETARY)

## NOTES

### FORMING PART OF THE FINANCIAL STATEMENTS

#### NOTE 1 Company overview

Mitsu Chem Plast Limited ("the Company") was incorporated in India in the year September 23, 1988 having its registered office at Mumbai, Maharashtra.

The Company is a leading manufacturer of a wide range of products in the blow molding, injection molding and customised molding (combination of processes) catering to specific customer needs. The Company caters to both domestic and international markets. The Equity Shares of the Company are listed on the Indian Stock Exchanges (Bombay Stock Exchange).

#### NOTE 2 Significant accounting policies

##### Statement of compliance

AS per para 16 of Ind AS 1, the financial statements comply in all material aspects with Indian Accounting Standards ("Ind AS") notified under section 133 of the Companies Act, 2013 ("the Act") read with Rule 3 of the Companies (Indian Accounting Standards) Rules, 2015 and other relevant provisions of the Act as amended.

##### 2.1 Basis of Preparation of Financial Statements

Financial Statements have been prepared in accordance with the accounting principles generally accepted in India including Indian Accounting Standards (Ind AS) prescribed under the Section 133 of the Companies Act, 2013 read with rule 3 of the Companies (Indian Accounting Standards) Rules, 2015 as amended and relevant provisions of the Companies Act, 2013 including presentation and disclosure requirements of Division II of Schedule III of the Act as amended from time to time.

Accordingly, the Company has prepared these Financial Statements which comprise the Balance Sheet as at March 31, 2023, the Statement of Profit and Loss for the year ended March 31, 2023, the Statement of Cash Flows for the year ended March 31, 2023 and the Statement of Changes in Equity for the year ended as on that date, and accounting policies and other explanatory information (together hereinafter referred to as 'Financial Statements').

Accounting policies have been consistently applied except where a newly issued accounting standard is initially adopted or a revision to an existing accounting standard requires a change in the accounting policy hitherto in use.

The statement of cash flows have been prepared under indirect method.

The Financial Statements have been presented in Indian Rupees (₹), which is the Company's functional currency. All financial information presented in ` has been rounded off to the nearest lakhs (₹ 00,000) upto two decimals rupee, unless otherwise stated.

The financial statements of the Company are prepared in accordance with Indian Accounting Standards (Ind AS), under the historical cost convention on the accrual basis as per the provisions of the Companies Act, 2013 ("the Act"), except for:

- Financial instruments – measured at fair value;
- Assets held for sale – measured at fair value less cost of sale;
- Plan assets under defined benefit plans – measured at fair value
- Employee share-based payments – measured at fair value
- Liability for cash settled - measured at fair value
- In addition, the carrying values of recognised assets and liabilities, designated as hedged items in fair value hedges that would otherwise be carried at cost, are adjusted to record changes in the fair values attributable to the risks that are being hedged in effective hedge relationship.

##### 2.2 Current and non-current classification

The Company presents assets and liabilities in the balance sheet based on current / non-current classification.

An asset is classified as current when it satisfies any of the following criteria:

- It is expected to be realised in, or is intended for sale or consumption in, the Company's normal operating cycle.
- It is held primarily for the purpose of being traded;
- It is expected to be realised within 12 months after the reporting date; or
- It is cash or cash equivalent unless it is restricted from being exchanged or used to settle a liability for at least 12 months after the reporting date.
- All other assets are classified as non-current.

A liability is classified as current when it satisfies any of the following criteria:

## NOTES

### FORMING PART OF THE FINANCIAL STATEMENTS (Contd.)

- It is expected to be settled in the Company's normal operating cycle;
- It is held primarily for the purpose of being traded
- It is due to be settled within 12 months after the reporting date; or the Company does not have an unconditional right to defer settlement of the liability for at least 12 months after the reporting date. Terms of a liability that could, at the option of the counterparty, result in its settlement by the issue of equity instruments do not affect its classification.
- All other liabilities are classified as non-current.

Deferred tax assets and liabilities are classified as non-current only.

#### 2.3 Use of estimates and judgments

The preparation of the financial statements in conformity with Ind AS requires the Management to make estimates, judgments and assumptions. These estimates, judgments and assumptions affect the application of accounting policies and the reported amounts of assets and liabilities, the disclosures of contingent assets and liabilities at the date of the financial statements and reported amounts of revenues and expenses during the period. Actual results could differ from those estimates.

This note provides an overview of the areas where there is a higher degree of judgment or complexity. Detailed information about each of these estimates and judgments is included in relevant notes together with information about the basis of calculation.

Estimates and judgments are regularly revisited. Estimates are based on historical experience and other factors, including futuristic reasonable information that may have a financial impact on the Company.

Following are the areas involving critical estimates and judgements

- Measurement of defined benefit obligations - Note 34
- Recognition of Deferred tax assets/liabilities - Note 18
- Current Tax Expenses and Current Tax Payable - Note 18
- Useful life of Intangible Assets – Note 4

#### 2.4 Significant accounting policies

A summary of the significant accounting policies applied in the preparation of

the financial statements is as given below. These accounting policies have been applied consistently to all the periods presented in the financial statements.

#### (A) Property, Plant and Equipment

Property, plant and equipment except freehold land held for use in the production, supply or administrative purposes, are stated in the balance sheet at cost less accumulated depreciation and accumulated impairment losses, if any. Freehold land held is stated in the balance sheet at cost less accumulated impairment losses if any.

The cost of acquired property, plant and equipment comprises its purchase price net of any trade discounts and rebates, any import duties and other taxes (other than those subsequently recoverable from the tax authorities), any directly attributable expenditure on making the asset ready for its intended use, including relevant borrowing costs for qualifying assets including exchange differences arising from foreign currency borrowings to the extent that they are regarded as an adjustment to interest costs. Expenditure incurred after the property, plant and equipment have been put into operation, such as repairs and maintenance, are charged to the Statement of Profit and Loss in the year in which the costs are incurred. Major shut-down and overhaul expenditure is capitalised as the activities undertaken improves the economic benefits expected to arise from the asset.

The cost of a self-constructed asset comprises the cost of materials and direct labour, any other costs directly attributable to bringing the item to working condition for its intended use, including relevant borrowing costs for qualifying assets including exchange differences arising from foreign currency borrowings to the extent that they are regarded as an adjustment to interest costs and estimated costs of dismantling and removing the item and restoring the site where it is located.

Property, plant and equipment which are not ready for intended use as on the date of Balance Sheet are disclosed as "Capital work-in-progress"

Items of stores and spares that meet the definition of Property, plant and equipment are capitalised at cost and depreciated over their useful life. Otherwise, such items are classified as inventories.

## NOTES

### FORMING PART OF THE FINANCIAL STATEMENTS (Contd.)

The Company follows Cost Model for measurement of items of Property Plant and Equipment and has not revalued any items of Property Plant and Equipment.

Advances paid towards the acquisition of property, plant and equipment outstanding at each balance sheet date is classified as capital advances under "Other Non-Current Assets"

#### **Subsequent expenditure and componentisation**

Parts of an item of PPE having different useful lives and significant value and subsequent expenditure on Property, Plant and Equipment arising on account of capital improvement or other factors are accounted for as separate components only when it is probable that future economic benefits associated with the item will flow to the Company and the cost of the item can be measured reliably. The carrying amount of any component accounted for as a separate asset is derecognised when replaced. All other repairs and maintenance are charged to profit or loss during the reporting period in which they are incurred.

#### **Depreciation and useful life**

Depreciation is provided on a pro-rata basis on the straight-line method based on estimated useful life prescribed under Schedule II to the Companies Act, 2013

Freehold land is not depreciated.

The Company reviews the residual value, useful lives and depreciation method annually and, if expectations differ from previous estimates, the change is accounted for as a change in accounting estimate on a prospective basis.

#### **Derecognition**

An item of PPE is de-recognised upon disposal or when no future economic benefits are expected to arise from the continued use of the asset. Any gain or loss arising on the disposal or retirement of an item of property, plant and equipment is determined as the difference between the sales proceeds and the carrying amount of the asset and is recognised in Statement of Profit and Loss.

#### **(B) Intangible assets**

Intangible assets acquired separately are measured on initial recognition at cost. Following initial recognition, intangible assets are carried at cost less any accumulated amortisation and accumulated impairment losses, if any. Cost include acquisition and other incidental cost related to acquiring the intangible asset.

The useful lives of intangible assets are assessed as either finite or indefinite. Intangible assets with finite lives are amortised over the useful economic life and assessed for impairment whenever there is an indication that the intangible asset may be impaired. The amortisation period and the amortisation method for an intangible asset with a finite useful life are reviewed at least at the end of each reporting period. Changes in the expected useful life or the expected pattern of consumption of future economic benefits embodied in the asset are considered to modify the amortisation period or method, as appropriate, and are treated as changes in accounting estimates. The amortisation expense on intangible assets with finite lives is recognised in the statement of profit and loss. Gains or losses arising from de-recognition of an intangible asset are measured as the difference between the net disposal proceeds and the carrying amount of the asset and are recognised in the Statement of Profit and Loss when the asset is derecognised.

Intangible Assets which are not put into operations or which are not ready for its intended use as on the Balance Sheet Date are disclosed as "Intangible Assets under Development."

#### **Subsequent Costs**

Subsequent costs are included in the asset's carrying amount or recognised as a separate asset, as appropriate, only when it is probable that future economic benefits associated with the item will flow to the entity and the cost can be measured reliably.

#### **Useful life and amortisation**

Intangible assets with finite useful lives that are acquired separately are carried at cost less accumulated amortisation and impairment losses. Amortisation of the asset begins when development is complete, and the asset is available for use. Amortisation is recognised on a straight-line basis over the useful lives of the asset from the date of capitalisation as below:

## NOTES

### FORMING PART OF THE FINANCIAL STATEMENTS (Contd.)

➤ Computer software 5-10 years

The estimated useful life and amortisation method is reviewed at the end of each reporting period and the effect of any changes in estimate is accounted for prospectively.

#### **Derecognition**

Intangible assets are derecognised on disposal, or when no future economic benefits are expected from use or disposal. Gains or losses arising from derecognition of an intangible asset are determined as the difference between the net disposal proceeds and the carrying amount and recognised in the Statement of Profit and Loss.

#### **(C) Impairment**

At the end of each reporting year, the Company reviews the carrying amounts of its tangible and intangible assets to determine whether there is any indication that those assets have suffered an impairment loss. If any such indication exists, the recoverable amount of the asset is estimated in order to determine the extent of the impairment loss (if any). Where it is not possible to estimate the recoverable amount of an individual asset, the Company estimates the recoverable amount of the cash-generating unit to which the asset belongs. Where a reasonable and consistent basis of allocation can be identified, corporate assets are also allocated to individual cash-generating units, or otherwise they are allocated to the smallest group of cash-generating units for which a reasonable and consistent allocation basis can be identified.

Intangible assets including Goodwill with indefinite useful lives and intangible assets not yet available for use are tested for impairment at least annually, and whenever there is an indication the asset may be impaired.

Recoverable amount is the higher of fair value less costs to sell and value in use. In assessing value in use, the estimated future cash flows are discounted to their present value using a pre-tax discount rate that reflects current market assessments of the time value of money and the risks specific to the asset for which the estimates of future cash flows have not been adjusted.

If the recoverable amount of an asset (or cash-generating unit) is estimated

to be less than its carrying amount, the carrying amount of the asset (or cash-generating unit) is reduced to its recoverable amount. An impairment loss is recognised immediately in the Statement of Profit and Loss.

If there is any indication that the impairment loss recognised in prior periods for an asset other than goodwill may no longer exist or have decreased, the Company shall estimate the recoverable value of such asset and shall recognise such asset at the recoverable amount. Any difference between the Current carrying value and recoverable amount shall be recognised as Gain in Other Income in the Statement of Profit and Loss.

#### **(D) Inventories**

##### **Raw materials**

Raw materials are stated at cost or Net Realisable Value whichever is lower. Raw Material cost is computed on FIFO basis. Cost of raw materials and traded goods comprises cost of purchases net of returns, GST and duties and other recoverable taxes.

Raw materials are not written below cost if the finished goods in which they will be incorporated are expected to be sold at or above cost. However, when a decline in the price of raw materials indicates that the cost of the finished products exceeds net realisable value, the raw materials are written down to net realisable value. In such circumstances, the replacement cost of the materials may be the best available measure of their net realisable value.

##### **Work in progress and finished goods**

Work in Progress and Finished Goods are valued at lower of cost or net realisable on FIFO basis.

Cost of work-in-progress and finished goods comprises direct materials, direct labour and an appropriate proportion of variable and fixed overhead expenditure net of recoverable taxes. Fixed overheads are allocated on the basis of production of finished goods and semi-finished goods. Cost of inventories also include all other costs incurred in bringing the inventories to their present location and condition. Costs of purchased inventory are determined after deducting rebates and discounts. Net realisable value is the

## NOTES

### FORMING PART OF THE FINANCIAL STATEMENTS (Contd.)

estimated selling price in the ordinary course of business less the estimated costs of completion and the estimated costs necessary to make the sale.

Net realisable value represents the estimated selling price for inventories less all estimated costs of completion and costs necessary to make the sale.

#### **Stores and spares, Accessories and Packing Material**

Inventory of stores and spare parts, accessories and packing materials are valued at cost or net realisable value, whichever is lower. The cost of Stores and Spares, accessories and packing material is computed on FIFO basis. Cost of stores and spares, accessories and packing material comprises cost of purchases net of discounts, rebates received, returns, GST and duties and other recoverable taxes.

#### **Provisioning for Obsolete Items**

Provisions are made for obsolete and non-moving inventories. Unserviceable and scrap items, when determined, are valued at estimated net realisable value.

#### **(E) Non-current assets or disposal held for sale and discontinued operations**

##### **Non-current assets or disposal held for sale**

Non-current assets or disposal groups are classified as held for sale if their carrying amounts will be recovered principally through a sale transaction rather than through continuing use. Such assets or disposal groups are classified only when both the conditions are satisfied –

- The sale is highly probable, and
- The asset or disposal group is available for immediate sale in its present condition subject only to terms that are usual and customary for sale of such assets.

Management must be committed to the sale, which should be expected to qualify for recognition as a completed sale within one year from the date of classification as held for sale, and actions required to complete the plan of sale should indicate that it is unlikely that significant changes to the plan will be made or that the plan will be withdrawn. Noncurrent assets or disposal

group are presented separately from the other assets in the balance sheet. The liabilities of a disposal group classified as held for sale are presented separately from other liabilities in the balance sheet.

Upon classification, non-current assets or disposal group held for sale are measured at the lower of carrying amount and fair value less costs to sell. Non-current assets which are subject to depreciation are not depreciated or amortised once those classified as held for sale.

Currently the Company does not have any Non-Current asset or Disposal held for sale

#### **Discontinued Operation**

A discontinued operation is a component of the entity that has been disposed of or is classified as held for sale and that represents a separate major line of business or geographical area of operations, is part of a single co-ordinated plan to dispose of such a line of business or area of operations, or is a subsidiary acquired exclusively with a view to resale. The results of discontinued operations are presented separately as a single amount as profit or loss after tax from discontinued operational in the statement of profit and loss.

Currently, the Company does not have any discontinued operations.

#### **(F) Revenue recognition**

Revenue from sale of goods is recognised when control of the products being sold is transferred to our customer and when there are no longer any unfulfilled obligations. Export incentives are recognised as income as per the terms of the scheme in respect of the exports made and included as part of other operating revenue. Income from services rendered is recognised based on agreements/arrangements with the customers as the service is performed and there are no unfulfilled obligations.

The Company recognises revenue from goods sold and services rendered at Transaction Price which is the amount of consideration Company expects to be entitled to in exchange for transferring promised goods or services to



## NOTES

### FORMING PART OF THE FINANCIAL STATEMENTS (Contd.)

a customer, excluding the amounts collected on behalf of third party. The Transaction price is net of discounts, sales incentives, rebates granted, returns, sales taxes, GST and duties and any other recoverable taxes.

#### **Contract Liability**

A contract liability is the obligation to transfer goods or services to a customer for which the Company has received consideration or is due from the customer. If a customer pays consideration before the Company transfers goods or services to the customer, a contract liability is recognised when the payment is made, or the payment is due (whichever is earlier). Contract liabilities are recognised as revenue when the Company performs under the contract.

#### **Dividend and interest income**

Dividend income from investments is recognised when the Company's right to receive payment has been established (provided that it is probable that the economic benefits will flow to the Company and the amount of income can be measured reliably). Interest income is accrued on a time basis, using the effective interest rate applicable, which is the rate that exactly discounts estimated future cash receipts through the expected life of the financial asset to that asset's net carrying amount on initial recognition.

#### **Foreign exchange transaction and translation**

The functional currency of the Company is Indian Rupees which represents the currency of the primary economic environment in which it operates.

Foreign currency transactions are recorded into the functional currency using the exchange rates at the dates of the transactions. Monetary balances arising from the transactions denominated in foreign currency are translated to functional currency using the exchange rate as on the reporting date. Foreign exchange gains and losses resulting from the settlement of such transactions and any gains or loss on such translation, are generally recognised in profit or loss except to the extent of exchange differences which are regarded as an adjustment to the interest cost on foreign currency borrowings that are directly attributable to the acquisition or construction of the qualifying assets which are capitalised as a part of the cost of the asset.

Exchange differences on monetary items are recognised in Statement of Profit and Loss in the year in which they arise.

Non-monetary items that are measured in terms of historical cost in a foreign currency are recorded using the exchange rates at the date of the transaction and are not revalued. Non-monetary items measured at fair value in a foreign currency are translated using the exchange rates at the date when the fair value was measured. The gain or loss arising on translation of non-monetary items measured at fair value is treated in line with the recognition of the gain or loss on the change in fair value of the item (i.e. translation differences on items whose fair value gain or loss is recognised in Other Comprehensive Income or Statement of Profit and Loss are also recognised in Other Comprehensive Income or Statement of Profit and Loss, respectively). In case of an asset, expense or income where a non-monetary advance is paid/received, the date of transaction is the date on which the advance was initially recognised. If there were multiple payments or receipts in advance, multiple dates of transactions are determined for each payment or receipt of advance consideration.

#### **(G) Government Grants**

Government grants are not recognised until there is reasonable assurance that the Company will comply with the conditions attached to them and that the grants will be received. Grants related to income are presented as part of profit or loss, either separately or under a general heading such as 'Other income' or "Other Operating Income".

Government grants, whose primary condition is that the Company should purchase, construct or otherwise acquire non-current assets and non-monetary grants are reduced from the carrying amount of such asset and transferred to the Statement of Profit and Loss on a systematic and rational basis over the useful lives of the related assets as a reduction of depreciation charged.

When the conditions relating to the government assistance are not fulfilled, it leads to reversal of government grant which was accounted previously. When the government grant received is accounted under asset, then at the time of reversal it should be added back to the cost. If the government grant received is credited in the Statement of Profit and Loss, then it should be expensed in the year of reversal.

## NOTES

### FORMING PART OF THE FINANCIAL STATEMENTS (Contd.)

#### (H) Income taxes

The income tax expense or credit for the period is the tax payable on the current period's taxable income based on the applicable income tax rate for each jurisdiction adjusted by changes in deferred tax assets and liabilities attributable to temporary differences and to unused tax losses.

##### Current tax

The tax currently payable is based on taxable profit for the year. Taxable profit differs from 'profit before tax' as reported in the Statement of Profit and Loss because of items of income or expense that are taxable or deductible in other years and items that are never taxable or deductible. The Company's current tax is calculated using tax rates and laws that have been enacted or substantively enacted by the end of the reporting period.

Current tax Assets or Liabilities are measured at the amount expected to be recovered from or paid to Income Tax Authorities based on the tax rates and laws that are enacted or substantially enacted as at the balance sheet date.

Current tax assets and tax liabilities are offset where the entity has a legally enforceable right to offset and intends either to settle on a net basis, or to realise the asset and settle the liability simultaneously.

##### Deferred tax

Deferred tax is recognised on temporary differences between the carrying amounts of assets and liabilities in the Financial Statements and the corresponding tax bases used in the computation of taxable profit. Deferred tax liabilities are generally recognised for all taxable temporary differences. Deferred tax assets are generally recognised for all deductible temporary differences to the extent that it is probable that taxable profits will be available against which those deductible temporary differences can be utilised. Such deferred tax assets and liabilities are not recognised if the temporary difference arises from the initial recognition (other than in a business combination) of assets and liabilities in a transaction that affects neither the taxable profit nor the accounting profit. In addition, deferred tax liabilities are not recognised if the temporary difference arises from the initial recognition of goodwill.

The carrying amount of deferred tax assets is reviewed at each reporting date and reduced to the extent that it is no longer probable that sufficient taxable profit will be available to allow all or part of the deferred tax asset to be utilised. Unrecognised deferred tax assets are re-assessed at each reporting date and are recognised to the extent that it has become probable that future taxable profits will allow the deferred tax asset to be recovered.

Deferred tax assets and liabilities are measured at the tax rates that are expected to apply in the year when the asset is realised or the liability is settled, based on tax rates (and tax laws) that have been enacted or substantively enacted at the reporting date.

Deferred tax relating to items recognised outside profit or loss is recognised outside profit or loss (either in other comprehensive income or in equity). Deferred tax items are recognised in correlation to the underlying transaction either in Other Comprehensive Income or directly in equity.

Deferred tax assets and liabilities are offset when there is a legally enforceable right to offset current tax assets and liabilities and when the deferred tax balances relate to the same taxation authority.

#### (I) Borrowing costs

Borrowing costs, general or specific, that are directly attributable to the acquisition or construction of qualifying assets is capitalised as part of such assets. A qualifying asset is one that necessarily takes substantial period to get ready for intended use. All other borrowing costs are charged to the Statement of Profit and Loss.

The Company determines the amount of borrowing costs eligible for capitalisation as the actual borrowing costs incurred on that borrowing during the year less any interest income earned on temporary investment of specific borrowings pending their expenditure on qualifying assets, to the extent that an entity borrows funds specifically for the purpose of obtaining a qualifying asset. In case if the Company borrows generally and uses the funds for obtaining a qualifying asset, borrowing costs eligible for capitalisation are determined by applying a capitalisation rate to the expenditures on that asset.

## NOTES

### FORMING PART OF THE FINANCIAL STATEMENTS (Contd.)

Borrowing cost includes exchange differences arising from foreign currency borrowings to the extent they are regarded as an adjustment to the finance cost.

#### (J) Provisions

Provisions are recognised when the Company has a present obligation (legal or constructive) as a result of a past event, it is probable that the Company will be required to settle the obligation, and a reliable estimate can be made of the amount of the obligation.

Provisions for restructuring are recognised by the Company when it has developed a detailed formal plan for restructuring and has raised a valid expectation in those affected that the Company will carry out the restructuring by starting to implement the plan or announcing its main features to those affected by it.

Provisions are measured at the best estimate of the consideration required to settle the present obligation at the end of the reporting period, taking into account the risks and uncertainties surrounding the obligation. When a provision is measured using the cash flows estimated to settle the present obligation, it's carrying amount is the present value of those cash flows (when the effect of the time value of money is material) and increase in the provision due to passage of time is recognised as a Finance Cost in the Statement of Profit and Loss. The measurement of provision for restructuring includes only direct expenditures arising from the restructuring, which are both necessarily entailed by the restructuring and not associated with the ongoing activities of the Company.

#### (K) Employee benefits

Employee benefits include salaries, wages, contribution to provident fund, gratuity, leave encashment towards un-availed leave, compensated absences, post-retirement medical benefits and other terminal benefits.

##### Short-term employee benefits

Wages and salaries, including non-monetary benefits that are expected to be settled within 12 months after the end of the period in which the employees

render the related service are recognised in respect of employees' services up to the end of the reporting period and are measured at the amounts expected to be paid when the liabilities are settled. The liabilities are presented as current employee benefit obligations in the balance sheet. The undiscounted amount of short-term employee benefits expected to be paid in exchange for the services rendered by employees are recognised as an expense in Employee Benefit Expenses in the Statement of Profit and Loss during the period when the employees render the services.

##### Post -Employment Benefits:

##### Defined Contribution Plan

Employee Benefit under defined contribution plans comprises of Contributory provident fund etc. is recognised based on the undiscounted amount of obligations of the Company to contribute to the plan. The same is paid to a fund administered through a separate trust. The Company recognises contribution payable to the provident fund scheme as an expense, when an employee renders the related service. If the contribution payable to the scheme for service received before the balance sheet date exceeds the contribution already paid, the deficit payable to the scheme is recognised as a liability. If the contribution already paid exceeds the contribution due for services received before the balance sheet date, then excess is recognised as an asset to the extent that the pre-payment will lead to a reduction in future payment or a cash refund.

##### Defined benefit plan

Defined benefit plans comprising of gratuity is recognised based on the present value of defined benefit obligations which is computed using the projected unit credit method, with actuarial valuations being carried out at the end of each annual reporting period. These are accounted either as current employee cost or included in cost of assets as permitted.

The net interest cost is calculated by applying the discount rate to the net balance of the defined benefit obligation and the fair value of plan assets. This cost is included in employee benefit expense in the statement of profit and loss.

## NOTES

### FORMING PART OF THE FINANCIAL STATEMENTS (Contd.)

Remeasurement gains and losses arising from experience adjustments and changes in actuarial assumptions are recognised in the period in which they occur, directly in other comprehensive income. They are included in retained earnings in the statement of changes in equity and in the balance sheet.

Changes in the present value of the defined benefit obligation resulting from plan amendments or curtailments are recognised immediately in profit or loss as past service cost.

#### (L) Financial instruments

Financial assets and financial liabilities are recognised when an entity becomes a party to the contractual provisions of the instrument.

Financial assets and financial liabilities are initially measured at fair value. Trade receivables that do not contain a significant financing component are measured at transaction price. Transaction costs that are directly attributable to the acquisition or issue of financial assets and financial liabilities (other than financial assets and financial liabilities at fair value through Statement of Profit and Loss (FVTPL)) are added to or deducted from the fair value of the financial assets or financial liabilities, as appropriate, on initial recognition. Transaction costs directly attributable to the acquisition of financial assets or financial liabilities at fair value through profit and loss are recognised immediately in Statement of Profit and Loss.

#### Financial assets

##### Recognition and initial measurement

The Company initially recognises loans and advances, deposits and debt securities purchased on the date on which they originate. Purchases and sale of financial assets are recognised on the trade date, which is the date on which the Company becomes a party to the contractual provisions of the instrument.

##### Classification of financial assets

On initial recognition, a financial asset is classified to be measured at –

- Amortised cost; or
- Fair Value through Other Comprehensive Income (FVTOCI) – debt

investment; or

- Fair Value through Other Comprehensive Income (FVTOCI) – equity investment; or
- Fair Value through Profit or Loss (FVTPL)

Financial assets are not reclassified subsequent to their initial recognition unless the Company changes its business model for managing financial assets, in which case all affected financial assets are reclassified on the first day of the first reporting period following the change in the business model.

#### Subsequent Measurement

##### a) Financial asset measured at Amortised cost

A financial asset is measured subsequently at amortised cost using EIR method less impairment if any, if it meets both of the following conditions and is not designated at FVTPL:

- The asset is held within a business model whose objective is to hold assets to collect contractual cash flows; and
- The contractual terms of the financial asset give rise on specified dates to cash flows that are solely payments of principal and interest on the principal amount outstanding.

The Amortisation of EIR and loss arising from impairment if any, is recognised in the statement of profit and loss.

##### b) Financial Assets measured at Fair Value through Other Comprehensive Income (FVTOCI)

Financial asset, except trade receivables and contract assets that are measured at transaction price, is classified as FVTOCI only if it meets both of the following conditions and is not recognised at FVTPL:

- The asset is held within a business model whose objective is achieved by both collecting contractual cash flows and selling financial assets; and
- The contractual terms of the financial asset give rise on specified dates to cash flows that are solely payments of principal and

## NOTES

### FORMING PART OF THE FINANCIAL STATEMENTS (Contd.)

interest on the principal amount outstanding.

Debt instruments included within the FVTOCI category are measured initially as well as at each reporting date at fair value. Fair value movements are recognised in the Other Comprehensive Income (OCI). However, the Company recognises interest income, impairment losses & reversals and foreign exchange gain or loss in the Statement of Profit and Loss. On derecognition of the asset, cumulative gain or loss previously recognised in OCI is reclassified from the equity to Statement of Profit and Loss. Interest earned whilst holding FVTOCI debt instrument is reported as interest income using the EIR method.

#### **c) Financial Assets measured at Fair Value through Profit and Loss (FVTPL)**

Financial asset which is not classified in any of the above categories are measured at FVTPL. Financial assets are reclassified subsequent to their recognition, if the Company changes its business model for managing those financial assets. Changes in business model are made and applied prospectively from the reclassification date which is the first day of immediately next reporting period following the changes in business model in accordance with principles laid down under Ind AS 109 – Financial Instruments.

#### **d) Investment in Subsidiaries, Associates and Joint Ventures**

The Company has accounted for its investments in Subsidiaries, associates and joint venture at cost less impairment loss (if any).

#### **e) Other Equity Instruments**

All other equity investments in scope of IND AS 109 are measured at fair value through Profit and Loss except for those equity investments for which the Company has elected to present the value changes in 'Other Comprehensive Income'. Equity instruments which are held for trading and contingent consideration recognised by an acquirer in a business combination to which IND AS 103 applies are classified as at FVTPL. For all other equity instruments, the Company may make an irrevocable election to present in other comprehensive income subsequent changes

in the fair value. The Company makes such election on an instrument-by-instrument basis. The classification is made on initial recognition and is irrevocable.

If the Company decides to classify an equity instrument as at FVTOCI, then all fair value changes on the instrument, excluding dividends, are recognised in the OCI. There is no recycling of the amounts from OCI to Statement of Profit and Loss, even on sale of investment. However, on sale/disposal the Company may transfer the cumulative gain or loss within equity.

Equity instruments included within the FVTPL category are measured at fair value with all changes recognised in the Statement of Profit and Loss.

Trade receivables and contract assets are recognised at Transaction Price which is the amount of consideration Company expects to be entitled to in exchange for transferring promised goods or services to a customer, excluding the amounts collected on behalf of third party. The Transaction price is net of discounts, sales incentives, rebates granted, returns, sales taxes, GST and duties and any other recoverable taxes. Where trade receivables contain a significant financing component, then they are recognised at discounted transaction price using EIR. Unwinding of such discount is recognised as Other Income in the Statement of Profit and Loss.

All other financial assets are classified as measured at FVTPL.

In addition, on initial recognition, the Company may irrevocably designate a financial asset that otherwise meets the requirements to be measured at amortised cost or at FVTOCI as at FVTPL if doing so eliminates or significantly reduces and accounting mismatch that would otherwise arise.

Financial assets at FVTPL are measured at fair value at the end of each reporting period, with any gains and losses arising on remeasurement recognised in statement of profit or loss. The net gain or loss recognised in statement of profit or loss incorporates any dividend or interest earned on the financial asset and is included in the 'other income' line item.

## NOTES

### FORMING PART OF THE FINANCIAL STATEMENTS (Contd.)

Dividend on financial assets at FVTPL is recognised when:

- The Company's right to receive the dividends is established,
- It is probable that the economic benefits associated with the dividends will flow to the entity,
- The dividend does not represent a recovery of part of cost of the investment and the amount of dividend can be measured reliably.

#### **Derecognition of financial assets**

The Company derecognises a financial asset when the contractual rights to the cash flows from the asset expire, or when it transfers the financial asset and substantially all the risks and rewards of ownership of the asset to another party or it neither transfers or retains substantially all of the risks and rewards of ownership and it does not retain control of the financial asset.

#### **Impairment**

The Company applies the expected credit loss model for recognising impairment loss on financial assets other than those measured at Fair Value through Profit and Loss (FVTPL).

Expected credit losses are the weighted average of credit losses with the respective risks of default occurring as the weights. Credit loss is the difference between all contractual cash flows that are due to the Company in accordance with the contract and all the cash flows that the Company expects to receive (i.e. all cash shortfalls), discounted at the original effective interest rate (or credit-adjusted effective interest rate for purchased or originated credit-impaired financial assets). The Company estimates cash flows by considering all contractual terms of the financial instrument (for example, prepayment, extension, call and similar options) through the expected life of that financial instrument.

The Company measures the loss allowance for a financial instrument at an amount equal to the lifetime expected credit losses if the credit risk on that financial instrument has increased significantly since initial recognition. If the credit risk on a financial instrument has not increased significantly since initial recognition, the Company measures the loss

allowance for that financial instrument at an amount equal to 12-month expected credit losses. 12-month expected credit losses are portion of the life-time expected credit losses and represent the lifetime cash shortfalls that will result if default occurs within the 12 months after the reporting date and thus, are not cash shortfalls that are predicted over the next 12 months.

If the Company measured loss allowance for a financial instrument at lifetime expected credit loss model in the previous year, but determines at the end of a reporting year that the credit risk has not increased significantly since initial recognition due to improvement in credit quality as compared to the previous year, the Company again measures the loss allowance based on 12-month expected credit losses.

When making the assessment of whether there has been a significant increase in credit risk since initial recognition, the Company uses the change in the risk of a default occurring over the expected life of the financial instrument instead of the change in the amount of expected credit losses. To make that assessment, the Company compares the risk of a default occurring on the financial instrument as at the reporting date with the risk of a default occurring on the financial instrument as at the date of initial recognition and considers reasonable and supportable information, that is available without undue cost or effort, that is indicative of significant increases in credit risk since initial recognition.

Further, for the purpose of measuring lifetime expected credit loss allowance for trade receivables, the Company has used a practical expedient as permitted under Ind AS 109. This expected credit loss allowance is computed based on a provision matrix which takes into account historical credit loss experience and adjusted for forward-looking information.

#### **Effective interest rate method**

The effective interest rate method is a method of calculating the amortised cost of a debt instrument and allocating interest income over the relevant period. The effective interest rate is the rate that exactly discounts estimated future cash receipts (including all fees and points



## NOTES

### FORMING PART OF THE FINANCIAL STATEMENTS (Contd.)

paid or received that form an integral part of the effective interest rate, transaction costs and other premiums or discounts) through the expected life of the debt instrument, or, where appropriate, a shorter period, to the net carrying amount on initial recognition.

Income is recognised on an effective interest basis for debt instruments other than those financial assets classified as at FVTPL and Interest income is recognised in profit or loss.

#### Financial liabilities and equity instruments

##### Classification as debt or equity

Debt and equity instruments issued by a company are classified as either financial liabilities or as equity in accordance with the substance of the contractual arrangements and the definitions of a financial liability and an equity instrument.

##### Equity instruments

An equity instrument is any contract that evidences a residual interest in the assets of an entity after deducting all of its liabilities. Equity instruments issued by the Company are recognised at the proceeds received, net of directly attributable transaction costs.

##### Financial liabilities

Financial liabilities are classified as measured at amortised cost or 'FVTPL'.

A Financial Liability is classified as at FVTPL if it is classified as held-for-trading or it is a derivative (that does not meet hedge accounting requirements) or it is designated as such on initial recognition.

A financial liability is classified as held for trading if:

- It has been incurred principally for the purpose of repurchasing it in the near term; or
- On initial recognition it is part of a portfolio of identified financial instruments that the Company manages together and has a recent actual pattern of short-term profit-taking; or
- It is a derivative that is not designated and effective as a hedging

instrument.

A financial liability other than a financial liability held for trading may be designated as at FVTPL upon initial recognition if:

- Such designation eliminates or significantly reduces a measurement or recognition inconsistency that would otherwise arise;
- The financial liability forms part of a group of financial assets or financial liabilities or both, which is managed and its performance is evaluated on a fair value basis, in accordance with the Company's documented risk management or investment strategy, and information about the grouping is provided internally on that contract basis; or
- It forms part of a containing one or more embedded derivatives, and IND AS 109 permits the entire combined contract to be designated as at FVTPL in accordance with IND AS 109.

Financial liabilities at FVTPL are stated at fair value, with any gains or losses arising on remeasurement recognised in Statement of Profit and Loss. The net gain or loss recognised in Statement of Profit and Loss incorporates any interest paid on the financial liability and is included in the 'other gains and losses' line item in the Statement of Profit and Loss.

##### Other financial liabilities

Other financial liabilities (including borrowings and trade and other payables) are subsequently measured at amortised cost using the effective interest method.

##### Derecognition of financial liabilities

The Company derecognises financial liabilities when, and only when, the Company's obligations are discharged, cancelled or have expired. An exchange with a lender of debt instruments with substantially different terms is accounted for as an extinguishment of the original financial liability and the recognition of a new financial liability. Similarly, a substantial modification of the terms of an existing financial liability (whether or not attributable to the financial difficulty of the debtor) is accounted for as an extinguishment of the original financial liability



## NOTES

### FORMING PART OF THE FINANCIAL STATEMENTS (Contd.)

and the recognition of a new financial liability. The difference between the carrying amount of the financial liability derecognised and the consideration paid and payable is recognised in profit or loss.

#### (M) Cash and cash equivalents

Cash and cash equivalent in the Balance Sheet comprise cash at banks and on hand and short-term deposits with an original maturity of three months or less, which are subject to insignificant risk of changes in value.

#### (N) Share capital

Ordinary shares are classified as equity. Incremental costs directly attributable to the issuance of new ordinary shares and share options and buyback of ordinary shares are recognised as a deduction from equity, net of any tax effects.

#### (O) Segments reporting

The Company is engaged in the business of Injection Molding and Blow Molding plastic articles such as Industrial containers, Healthcare furniture, and automotive components. There is no separate reportable segment in terms of IND AS-108 and hence there is no requirement of segment reporting.

#### (P) Earnings per share

##### Basic earnings per share

Basic earnings per share is computed by dividing the net profit after tax by weighted average number of equity shares outstanding during the period. The weighted average number of equity shares outstanding during the year is adjusted for treasury shares, bonus issue, bonus element in a rights issue to existing shareholders, share split and reverse share split (consolidation of shares).

##### Diluted earnings per share

Diluted earnings per share is computed by dividing the profit after tax after considering the effect of interest and other financing costs or income (net of attributable taxes) associated with dilutive potential equity shares by the weighted average number of equity shares considered for deriving basic

earnings per share and also the weighted average number of equity shares that could have been issued upon conversion of all dilutive potential equity shares including the treasury shares held by the Company to satisfy the exercise of the share options by the employees.

#### (Q) Events after reporting period

Events after the reporting period are those events, favourable and unfavourable, that occur between the end of the reporting period and the date when the financial statements are approved by the Board of Directors in case of a company, and, by the corresponding approving authority in case of any other entity for issue. Two types of events can be identified:

- those that provide evidence of conditions that existed at the end of the reporting period (adjusting events after the reporting period); and
- those that are indicative of conditions that arose after the reporting period (non-adjusting events after the reporting period).

The Company adjusts the amounts recognised in its financial statements to reflect adjusting events after the reporting period.

The Company does not adjust the amounts recognised in its financial statements to reflect non-adjusting events after the reporting period.

#### (T) Contingent assets and Contingent Liabilities

Contingent Liability is:

- a possible obligation that arises from past events and whose existence will be confirmed only by the occurrence or non-occurrence of one or more uncertain future events not wholly within the control of the entity; or
- a present obligation that arises from past events but is not recognised because:
  - it is not probable that an outflow of resources embodying economic benefits will be required to settle the obligation; or
  - the amount of the obligation cannot be measured with sufficient reliability.

## NOTES

### FORMING PART OF THE FINANCIAL STATEMENTS (Contd.)

The Company does not recognise Contingent Liabilities in the books of accounts and such Contingent Liabilities are disclosed as part of notes forming Financial Statements except where an outflow of resources embodying economic benefits becomes probable, except in the extremely rare circumstances where no reliable estimate can be made. Contingent Liabilities are assessed continuously to determine whether an outflow of resources embodying economic benefits has become probable.

#### **Contingent Asset**

- is a possible asset that arises from past events and whose existence will be confirmed only by the occurrence or non-occurrence of one or more uncertain future events not wholly within the control of the entity.

The Company does not recognise contingent assets in the books of accounts except where the realisation of Income becomes virtually certain and where such asset no longer remains contingent. The Company discloses Contingent Assets as part of notes forming Financial Statements when an inflow of economic benefits is probable. Contingent assets are assessed continually to ensure that developments are appropriately reflected in the financial statements.

#### **(U) Standards Applicable but not effective**

The amendments to standards that are issued, but not yet effective, up to the date of issuance of the Company's financial statements are disclosed below.

The Company intends to adopt these standards, if applicable, as and when they become effective. The Ministry of Corporate affairs (MCA) has notified certain amendments to Ind AS, through Companies (Indian Accounting Standards) Amendment Rules, 2023 on March 31, 2023. The amendments have been made in the following standards:

- Ind AS 1: Presentation of Financial Statements is amended to replace the term "significant accounting policies" with "material accounting policy information" and providing guidance relating to immaterial transactions, disclosure of entity specific transactions and more.
- Ind AS 8: Accounting Policies, Changes in Accounting Estimates and Errors to include the definition of accounting estimates as "monetary amounts in financial statements that are subject to measurement uncertainty."
- Ind AS 12: Income Taxes relating to initial recognition exemption of deferred tax related to assets and liabilities arising from a single transaction.
- Other Amendments in Ind AS 102 – Share based Payments, Ind AS 103 – Business Combinations, Ind AS 109 – Financial Instruments, Ind AS 115 – Revenue from Contracts with Customers which are mainly editorial in nature in order to provide better clarification of the respective Ind AS's.
- These amendments shall come into force with effect from April 01, 2023. The Company is assessing the potential effect of the amendments on its financial statements. The Company will adopt these amendments, if applicable, from applicability date.

**NOTES****FORMING PART OF THE FINANCIAL STATEMENTS (Contd.)****NOTE 3 Property, Plant and Equipment<sup>^</sup>**

(₹ in lakhs)

Particulars	Freehold Land	Leasehold Land	Buildings*	Plant and Equipment#	Moulds	Servers & Computers	Vehicles	Furniture & Fixtures	Capital WIP@	Total
Original Cost As On April 1, 2021	252.58	52.22	2,877.22	4,090.02	791.25	67.78	231.59	149.63	68.72	8,581.01
Additions	-	-	20.13	420.00	119.59	7.99	52.73	61.91	244.35	926.69
Deductions	-	-	-	6.63	7.63	-	-	-	291.19	305.45
Original Cost As On March 31, 2022	252.58	52.22	2,897.35	4,503.39	903.21	75.77	284.32	211.54	21.88	9,202.24
Additions	-	-	231.54	1,016.81	264.43	6.26	-	19.51	2,090.82	3,629.37
Deductions ~	-	-	-	27.48	0.47	-	-	-	1,126.70	1,154.65
Original Cost As On March 31, 2023	252.58	52.22	3,128.89	5,492.72	1,167.17	82.03	284.32	231.05	986.00	11,676.97
Depreciation Fund As On April 1, 2021	-	11.17	487.48	1,437.00	314.80	43.61	145.17	88.86	-	2,528.09
Charged During The Year	-	0.52	86.33	295.94	47.59	10.48	18.05	16.84	-	475.74
Deductions/Transfer	-	-	-	3.44	6.33	-	-	-	-	9.77
Depreciation Fund As On March 31, 2022	-	11.69	573.81	1,729.50	356.06	54.08	163.22	105.70	-	2,994.06
Charged During The Year	-	0.52	88.25	327.13	58.11	9.71	20.60	17.74	-	522.06
Deductions/Transfer	-	-	-	0.73	-	-	-	-	-	0.73
Depreciation Fund As On March 31, 2023	-	12.21	662.06	2,055.90	414.17	63.79	183.82	123.43	-	3,515.38
Wdv As On March 31, 2023	252.58	40.01	2,466.83	3,436.82	753.00	18.24	100.49	107.62	986.00	8,161.62
Wdv As On March 31, 2022	252.58	40.52	2,323.54	2,773.89	547.15	21.68	121.09	105.84	21.88	6,208.18

\* Building Includes Office Premises and Residential Flats of the Company

# Plant &amp; Equipments Includes Office Equipments , Electric fittings , Air conditioner &amp; Borewell

^ Certain property, plant and equipment are pledged against borrowings, the details relating to which have been described in Note 15 &amp; 16

~ Deductions includes ₹ 24.53 lakhs in Plant and machinery and ₹ 0.47 lakhs in mould towards subsidy received from Joint Directorate of Industries, Konkan Division under Package Scheme of Incentives-2013 (Expansion)

^ Refer note 33 for contractual commitment towards acquisition of Property, Plant &amp; Equipement

@ Addition to Capital WIP includes ₹ 35.31 lakhs as borrowing costs on qualifying assets (P.Y. NIL).

## NOTES

### FORMING PART OF THE FINANCIAL STATEMENTS (Contd.)

#### NOTE 3.1 CWIP Aging

CWIP as on March 31, 2023	Amount in CWIP for a period of				Total
	Less than 1 year	1-2 years	2-3 years	More than 3 years	
Projects in progress	973.89	12.11	-	-	986.00
Projects temporarily suspended	-	-	-	-	-

(₹ in lakhs)

CWIP as on March 31, 2022	Amount in CWIP for a period of				Total
	Less than 1 year	1-2 years	2-3 years	More than 3 years	
Projects in progress	21.88	-	-	-	21.88
Projects temporarily suspended	-	-	-	-	-

(₹ in lakhs)

#### NOTE 4 Other Intangible Assets

Particulars	Computer Software	Intangible Asset under Developments	Total
Original Cost As On April 1, 2021	59.58	-	59.58
Additions	2.23	-	2.23
Deductions	-	-	-
Original Cost As On March 31, 2022	61.81	-	61.81
Additions	-	-	-
Deductions	-	-	-
Original Cost As On March 31, 2023	61.81	-	61.81
Depreciation Fund As On April 1, 2021	12.48	-	12.48
Charged During The Year	5.84	-	5.84
Deductions/Transfer	-	-	-
Depreciation Fund As On March 31, 2022	18.32	-	18.32
Charged During The Year	5.90	-	5.90
Deductions/Transfer	-	-	-
Depreciation Fund As On March 31, 2023	24.22	-	24.22
Wdv As On March 31, 2023	37.59	-	37.59
Wdv As On March 31, 2022	43.48	-	43.48

(₹ in lakhs)

**NOTES****FORMING PART OF THE FINANCIAL STATEMENTS (Contd.)****NOTE 5 Investments**

(Shares in Numbers &amp; ₹ in lakhs)

Sr. No.	PARTICULARS	Paid up Value	March 31, 2023		March 31, 2022	
			No of Shares	₹	No of Shares	₹
<b>(A)</b>	<b>Investments in Equity Instruments</b>					
<b>1</b>	<b>Equity Instrument of Subsidiaries Companies #</b>					
	<b>Unquoted Investments</b>					
	Mitsu Foundation **	₹ 10 each, Fully Paid	10,000.00	1.00	10,000.00	1.00
	<b>Unquoted Investments</b>					
	Chennai Super King Limited	₹ 1 each	50.00	-	50.00	0.00
<b>(B)</b>	<b>Investments in Mutual Funds &amp; ETFs</b>					
	<b>Quoted Investments</b>					
	Nippon India Mutual Fund ETF Liquid BeEs*	₹ 1000 each	-	-	3,091.94	30.92
		<b>TOTAL</b>		<b>1.00</b>	<b>13,141.94</b>	<b>31.92</b>
	Aggregate Amount of Quoted Investments			-		30.92
	Market Value of Quoted Investments			-		30.92
	Aggregate Amount of Unquoted Investments			1.00		1.00
		<b>TOTAL</b>		<b>1.00</b>		<b>31.92</b>

\* C.Y. NIL Units (P.Y. 3002 units) of "Nippon India Mutual Fund ETF Liquid BeEs" are pledged to the broker.

# Investments in Subsidiaries are carried at cost less accumulated impairment losses, if any.

\*\* Mitsu Foundation is a Section 8 registered Company under the Companies Act, 2013. Mitsu Foundation incorporated in India and having principal place of business in Mumbai, Maharashtra. The objectives of Mitsu Foundation includes working in areas of eradication of hunger, poverty, and malnutrition, promoting healthcare, promoting education, helping different abled persons, promotion of gender equality, empowerment of women, promoting sports and related training and upliftment of poor and backward classes. The purpose of this subsidiary Company is not to generate profit or any economic benefit for the Parent. There is no exposure, or rights, to variable returns from involvement with the Subsidiary. Thus, as per Para 7 of Ind AS 110 company has not prepared consolidated financial statements.

## NOTES

### FORMING PART OF THE FINANCIAL STATEMENTS (Contd.)

#### NOTE 6 Other financial assets

PARTICULARS	(₹ in lakhs)	
	March 31, 2023 ₹	March 31, 2022 ₹
<b>Non Current</b>		
Fixed Deposits with Bank held as Margin Money	22.64	30.86
Fixed Deposit given as security against Borrowings	59.95	98.68
In recurring deposits accounts	11.48	-
Other Deposits - Unsecured, considered good		
Security Deposit against rental premises	23.35	6.65
Electricity Deposit	30.32	55.16
MSRDC Deposit	1.92	1.92
Others	14.35	6.15
<b>TOTAL</b>	<b>164.00</b>	<b>199.42</b>
<b>Current</b>		
Fixed Deposits with Bank held as Margin Money	210.16	148.17
Fixed Deposit given as security against Borrowings	103.43	57.61
In recurring deposits accounts	-	35.91
Margin Money	27.85	29.28
Interest Receivable	5.78	3.32
<b>TOTAL</b>	<b>347.21</b>	<b>274.30</b>

#### NOTE 7 Other assets

PARTICULARS	(₹ in lakhs)	
	March 31, 2023 ₹	March 31, 2022 ₹
<b>(A) Non Current Assets</b>		
MAT Credit Entitlement	-	-
Capital advances - Unsecured, considered good	461.80	70.25
Less: Allowance for Expected Credit Loss	(7.34)	(7.34)
	454.46	62.91
Prepaid Expenses	27.19	8.94
<b>TOTAL</b>	<b>481.64</b>	<b>71.86</b>
<b>(B) Current Assets</b>		
Prepaid Expenses	262.76	74.51
Advance to Creditors/Suppliers	211.91	118.17

**NOTES****FORMING PART OF THE FINANCIAL STATEMENTS (Contd.)**

PARTICULARS	(₹ in lakhs)	
	March 31, 2023	March 31, 2022
	₹	₹
Advance for foreign Travelling	-	-
Overfunded Gratuity Investments	13.40	16.79
Others		
Statutory dues receivable	21.20	25.98
GST ITC	12.70	2.48
GST ITC receivable on Goods in Transit	18.10	10.85
GST on Advance Receipts	0.49	-
GST TDS Balances	-	0.59
MEIS License	-	0.24
TDS/TCS Receivable	0.06	0.24
RoDTEP License	0.06	23.12
Pre Deposit Amount against Sales Tax appeal	1.27	1.27
Others	2.76	1.22
<b>TOTAL</b>	<b>544.71</b>	<b>275.45</b>

**NOTE 8 Inventories**

PARTICULARS	(₹ in lakhs)	
	March 31, 2023	March 31, 2022
	₹	₹
Raw Materials <sup>(a)</sup>	2,120.31	1,927.40
Work in Progress	455.58	342.54
Finished Goods	268.37	247.97
Moulds	12.22	70.72
Accessories	133.79	133.27
Packing Material	33.06	35.21
Stores and Spares	183.89	172.68
<b>TOTAL</b>	<b>3,207.21</b>	<b>2,929.79</b>
Valued at Cost or Net Realisable Value whichever is lower		

(a) Raw Material Includes raw material in transit amounts ₹ 102.91 lakhs as at March 31, 2023 (₹ 61.58 lakhs as at March 31, 2022)

(b) Finished Goods are valued at lower of Cost or NRV.

(c) Inventories are pledged/hypothecated as securities against borrowings"



## NOTES

### FORMING PART OF THE FINANCIAL STATEMENTS (Contd.)

#### NOTE 9 Trade Receivables

PARTICULARS	(₹ in lakhs)	
	March 31, 2023 ₹	March 31, 2022 ₹
<b>Trade Receivables considered good-Unsecured</b>		
From Others	4,732.10	4,158.52
Less: Allowance for Expected Credit Loss	(10.15)	(13.57)
	4,721.95	4,144.95
<b>Trade Receivables credit Impaired</b>		
From Others	9.80	132.93
Less: Allowance for Expected Credit Loss	(9.80)	(132.93)
	-	-
<b>Total</b>	<b>4,721.95</b>	<b>4,144.95</b>

#### NOTE 9.1 Aging of Trade Receivables as at March 31, 2023

Particulars	(₹ in lakhs)					Total
	Outstanding for following periods from due date of payment					
	Less than 6 months	6 months - 1 year	1-2 years	2-3 years	More than 3 years	
(i) Undisputed Trade receivables – considered good	4,715.74	9.34	3.74	1.83	11.24	<b>4,741.90</b>
(ii) Undisputed Trade Receivables – which have significant increase in credit risk	-	-	-	-	-	-
(iii) Undisputed Trade Receivables-credit impaired	-	-	-	-	-	-
(iv) Disputed Trade Receivables- considered good	-	-	-	-	-	-
(v) Disputed Trade Receivables- which have significant increase in credit risk	-	-	-	-	-	-
(vi) Disputed Trade Receivables- credit impaired	-	-	-	-	-	-
<b>Total Trade Receivables- Gross</b>	<b>4,715.74</b>	<b>9.34</b>	<b>3.74</b>	<b>1.83</b>	<b>11.24</b>	<b>4,741.90</b>
<b>Less: Allowance for doubtful trade receivables</b>						(19.95)
<b>Trade Receivable-Net</b>						<b>4,721.95</b>

**NOTES****FORMING PART OF THE FINANCIAL STATEMENTS (Contd.)****NOTE 9.1 Aging of Trade Receivables as at March 31, 2022**

(₹ in lakhs)

Particulars	Outstanding for following periods from due date of payment					Total
	Less than 6 months	6 months - 1 year	1-2 years	2-3 years	More than 3 years	
(i) Undisputed Trade receivables – considered good	4,113.79	36.79	3.14	1.91	2.89	<b>4,158.52</b>
(ii) Undisputed Trade Receivables – which have significant increase in credit risk	-	-	-	-	-	-
(iii) Undisputed Trade Receivables-credit impaired	-	-	-	-	-	-
(iv) Disputed Trade Receivables- considered good	-	-	-	-	-	-
(v) Disputed Trade Receivables- which have significant increase in credit risk	-	-	-	-	-	-
(vi) Disputed Trade Receivables- credit impaired	-	-	-	-	132.93	<b>132.93</b>
<b>Total Trade Receivables- Gross</b>	<b>4,113.79</b>	<b>36.79</b>	<b>3.14</b>	<b>1.91</b>	<b>135.83</b>	<b>4,291.45</b>
<b>Less: Allowance for doubtful trade receivables</b>						(146.50)
<b>Trade Receivable-Net</b>						<b>4,144.95</b>

**NOTE 10 Cash & Cash Equivalents**

(₹ in lakhs)

PARTICULARS	March 31, 2023 ₹	March 31, 2022 ₹
Cash on Hand	0.91	1.21
<b>Balances With Bank</b>		
In current accounts	9.45	212.43
Fixed Deposits with Bank held as Margin Money	-	-
	9.45	212.43
<b>TOTAL</b>	<b>10.36</b>	<b>213.64</b>

**NOTE 11 Bank balances other than cash & cash equivalents**

(₹ in lakhs)

PARTICULARS	March 31, 2023 ₹	March 31, 2022 ₹
<b>Earmarked Balances with Bank</b>		
Unpaid / Unclaimed Dividend	0.18	0.18
<b>TOTAL</b>	<b>0.18</b>	<b>0.18</b>

## NOTES

### FORMING PART OF THE FINANCIAL STATEMENTS (Contd.)

#### NOTE12 Loans

PARTICULARS	(₹ in lakhs)	
	March 31, 2023 ₹	March 31, 2022 ₹
<b>(A) Current</b>		
Unsecured, considered good		
Loans & Advances to Employees	16.64	15.75
<b>TOTAL</b>	<b>16.64</b>	<b>15.75</b>

#### NOTE13 Equity Share capital

Particulars	(₹ in lakhs)	
	March 31, 2023 ₹	March 31, 2022 ₹
<b>(A) Authorised Share Capital</b>		
1 1,20,80,000 Equity Shares of ₹ 10/- each (1,20,80,000 Equity Shares of ₹ 10/- each as at 31.03.2022)	1,208.00	1,208.00
	<b>1,208.00</b>	<b>1,208.00</b>
<b>(B) Issued,Subscribed and Paid-up Share Capital</b>		
1 1,20,72,600 Equity Shares of ₹ 10/- each fully paid-up (1,20,72,600 Equity Shares of ₹ 10/- each fully paid-up as at 31.03.2022)	1,207.26	1,207.26
	<b>1,207.26</b>	<b>1,207.26</b>

#### NOTE13.1 Reconciliation Of Shares Outstanding At The Beginning And At The End Of The Year

PARTICULARS	(Shares in numbers and ₹ in lakhs)			
	March 31, 2023		March 31, 2022	
	Nos.	₹	Nos.	₹
<b>(A) Equity Shares</b>				
1 Shares Outstanding at the beginning of the year	1,20,72,600	1,207.3	1,20,72,600	1,207.26
2 Additions during the year				
i) Bonus Shares issued during the year	-	-	-	-
ii) Fresh Issue during the year	-	-	-	-
3 Deductions during the year	-	-	-	-
4 Shares Outstanding at the end of the year	<b>1,20,72,600</b>	<b>1,207.26</b>	<b>1,20,72,600</b>	<b>1,207.26</b>

## NOTES

### FORMING PART OF THE FINANCIAL STATEMENTS (Contd.)

#### NOTE13.2 Share Capital

- (A) The Company has 1 class of each Equity shares.
- (B) Each holder of Equity shares is entitled to one vote per share.
- (C) The dividend proposed by the Board of Directors is subject to approval of the shareholders in the ensuing Annual General Meeting, except in the case of interim dividend.
- (D) In the event of Liquidation, the equity shareholders are eligible to receive the remaining assets of the Company after distribution of all preferential amounts, in proportion of their shareholding

#### NOTE13.3 Details Of Shareholders Holding More Than 5% Shares In The Company

PARTICULARS	March 31, 2023		March 31, 2022	
	No. of Shares	% of Holding	No. of Shares	% of Holding
<b>(A) Equity Shares</b>				
1 Jagdish Liladhar Dedhia	12,67,092	10.50	12,67,092	10.50
2 Sanjay Mavji Dedhia	12,71,922	10.54	12,71,922	10.54
3 Manish Mavji Dedhia	16,74,720	13.87	16,74,720	13.87
4 Lilavanti Mavji Dedhia	17,63,220	14.61	17,14,920	14.21
5 Vimlaben Liladhar Dedhia	17,63,220	14.61	17,14,920	14.21

#### NOTE13.4 Aggregate number of bonus shares issued, shares issued for consideration other than cash during the period of five years immediately preceding the reporting date

PARTICULARS	(Aggregate No. of Shares) for the year ended				
	March 31, 2023	March 31, 2022	March 31, 2021	March 31, 2020	March 31, 2019
1 Fully Paid up Equity Shares by way of Bonus	-	-	-	80,48,400	-

#### NOTE13.5

##### Shares held by promoters as at March 31, 2023

S. No	Promoter Name	Shares held by promoters at the end of the year		% Change during the Year
		No of Shares	% of Total Shares	
1	Jagdish Liladhar Dedhia	12,67,092	10.50%	0.00%
2	Sanjay Mavji Dedhia	12,71,922	10.54%	0.00%
3	Manish Mavji Dedhia	16,74,720	13.87%	0.00%
<b>TOTAL</b>		<b>42,13,734</b>	<b>34.90%</b>	<b>0.00%</b>

## NOTES

### FORMING PART OF THE FINANCIAL STATEMENTS (Contd.)

#### Shares held by promoters as at March 31, 2022

S. NO	Promoter Name	Shares held by promoters at the end of the year		% Change during the Year
		No of Shares	% of Total Shares	
1	Jagdish Liladhar Dedhia	12,67,092	10.50%	0.00%
2	Sanjay Mavji Dedhia	12,71,922	10.54%	0.00%
3	Manish Mavji Dedhia	16,74,720	13.87%	0.00%
<b>TOTAL</b>		<b>42,13,734</b>	<b>34.90%</b>	<b>0.00%</b>

#### NOTE 13.6 Details of Dividend paid and proposed during the year

Particulars	(₹ in lakhs)	
	March 31, 2023	March 31, 2022
	₹	₹
<b>(A) Cash dividend on equity shares declared and paid during the year</b>		
1 Final dividend paid for the year ended on March 31, 2022 ₹ 0.20 per Share (₹ 0.20 per Share for 31st March 21)	24.15	24.15
2 Dividend Distribution Tax on final dividend		
	<b>24.15</b>	<b>24.15</b>
<b>(B) Proposed dividends on equity shares not recognised as liability</b>		
1 Proposed dividend for the year ended on March 31, 2023 ₹ 0.20 per Share (₹ 0.20 per Share for March 31, 2022)	24.15	24.15
	<b>24.15</b>	<b>24.15</b>

#### NOTE 14 Summary of Other Equity Balances

Particulars	(₹ in lakhs)	
	March 31, 2023	March 31, 2022
	₹	₹
<b>(I) Securities Premium</b>		
1 As per last Balance Sheet	15.14	15.14
2 Add: Additions during the year	-	-
3 Less : Utilised for issue of Bonus Shares & Issue expenses	-	-
	<b>15.14</b>	<b>15.14</b>

**NOTES****FORMING PART OF THE FINANCIAL STATEMENTS (Contd.)**

Particulars	(₹ in lakhs)	
	March 31, 2023	March 31, 2022
	₹	₹
<b>(II) General Reserve</b>		
1 As per last Balance Sheet	182.49	182.49
(+) Subsidies transferred to General Reserve		-
	<b>182.49</b>	<b>182.49</b>
<b>(III) Retained Earnings</b>		
1 Opening Balance	3,679.31	2,553.46
2 Add: Profit for the year	1,180.46	1,150.00
3 Profit available for appropriations	<b>4,859.77</b>	<b>3,703.46</b>
Less: Appropriations		
4 Dividend Paid	24.15	24.15
	<b>4,835.63</b>	<b>3,679.31</b>
<b>(IV) Other Comprehensive Income</b>		
<b>(I) Remeasurements of Net Defined Benefit Plans</b>		
1 Opening Balance	7.54	6.58
2 Add: Profit for the year	(5.76)	0.97
3 Profit available for appropriations	<b>1.78</b>	<b>7.54</b>
<b>TOTAL</b>	<b>5,035.04</b>	<b>3,884.48</b>

**NOTE14.1 Nature & Purpose of Reserves**

- (a) **Securities premium reserve** : Securities premium reserve is created due to premium on issue of shares. These reserve is utilised in accordance with the provisions of the Companies Act, 2013.
- (b) **General Reserve**: Under the erstwhile Indian Companies Act, 1956, a general reserve was created through an annual transfer of net income at a specified percentage in accordance with applicable regulations. The purpose of these transfers was to ensure that if a dividend distribution in a given year is more than 10.00% of the paid-up capital of the Company for that year, then the total dividend distribution is less than the total distributable reserves for that year. Consequent to introduction of Companies Act, 2013, the requirement of mandatory transfer of a specified percentage of the net profit to general reserve has been withdrawn and the Company can optionally transfer any amount from the surplus of profit or loss to the General reserve.

## NOTES

### FORMING PART OF THE FINANCIAL STATEMENTS (Contd.)

(c) **Retained Earnings** : Retained earnings are the profits that the Company has earned till date, less any transfers to general reserve, dividends or other distributions paid to shareholders.

(d) **Items of Other Comprehensive Income**

**Remeasurements of Net Defined Benefit Plans** : Differences between the interest income on plan assets and the return actually achieved, and any changes in the liabilities over the year due to changes in actuarial assumptions or experience adjustments within the plans, are recognised in other comprehensive income and are adjusted to retained earnings.

#### NOTE15 Non-Current Borrowings

Particulars	(₹ in lakhs)	
	March 31, 2023 ₹	March 31, 2022 ₹
<b>(A) *Secured Loans :- (At Amortised Cost)</b>		
1 From Banks#	1,589.21	2,176.21
2 From Financial and other Institutions#	-	0
<b>Total Secured Borrowings</b>	<b>1,589.21</b>	<b>2,176.21</b>
<b>(B) Unsecured Loan :- (At Amortised Cost)</b>		
1 From Banks#	-	-
2 From Financial and other Institutions#	1,000.00	-
3 Loans From Directors	425.00	428.87
4 Inter Corporate Deposits	750.00	250.00
<b>Total Unsecured Borrowings</b>	<b>2,175.00</b>	<b>678.87</b>
<b>TOTAL</b>	<b>3,764.21</b>	<b>2,855.08</b>

\*Secured Long-term Borrowings is secured against all existing and future current assets and movable fixed assets including plant & machinery, vehicles and further secured against Land & Building, Office premises, Fixed Deposits, residential flat of directors and personal guarantees of directors.



**NOTES****FORMING PART OF THE FINANCIAL STATEMENTS (Contd.)****NOTE 15.1 Maturity Profile\***

Maturity of Secured & Unsecured Long term loan are as set below :

(₹ in lakhs)

Rate of interest	Current	Non-Current			
	2023-24	2024-25	2025-26	2026-27	2027-28
1 3MONTH REPO + 3%	75.89	-	-	-	-
2 8%	222.75	138.43	-	-	-
3 5.00%	10.01	10.01	4.96	-	-
4 8.07%	22.16	-	-	-	-
5 8.03%	50.23	-	-	-	-
6 8.15%	44.25	265.48	265.48	221.22	-
7 9.50%	3.48	-	-	-	-
8 3 MONTH T BILL + 2.50%	576.72	349.08	149.45	100.39	84.72
9 12%	-	-	1,000.00	-	-
<b>Total</b>	<b>1,005.48</b>	<b>762.99</b>	<b>1,419.89</b>	<b>321.61</b>	<b>84.72</b>

\* Excluding Intercorporate deposits and Loans from Directors

**NOTE 16 Current Borrowings**

(₹ in lakhs)

PARTICULARS	March 31, 2023 ₹	March 31, 2022 ₹
<b>(A) *Secured Borrowings :-</b>		
1 Loans Repayable on Demand		
From Bank	2,939.10	2,532.04
Current maturities of long term debt	1,005.48	1,328.02
<b>TOTAL</b>	<b>3,944.58</b>	<b>3,860.06</b>

\*Secured Long-term Borrowings is secured against all existing and future current assets and movable fixed assets including plant & machinery, vehicles and further secured against Land & Building, Office premises, Fixed Deposits, residential flat of directors and personal guarantees of directors.

## NOTES

### FORMING PART OF THE FINANCIAL STATEMENTS (Contd.)

#### NOTE17 Provision

PARTICULARS	(₹ in lakhs)	
	March 31, 2023 ₹	March 31, 2022 ₹
<b>(A) Long Term Provisions - Non Current</b>		
1 Provision for Gratuity	-	-
<b>TOTAL</b>	<b>-</b>	<b>-</b>
<b>(B) Short Term Provisions - Current</b>		
1 Payable to Employees	205.41	174.79
2 Others	22.06	11.97
<b>TOTAL</b>	<b>227.47</b>	<b>186.75</b>

#### NOTE18 Income Tax

##### (A) Current Tax Liabilities (Net)

PARTICULARS	(₹ in lakhs)	
	March 31, 2023 ₹	March 31, 2022 ₹
1 Opening Balance	29.79	22.31
2 Add : Current Tax Provision for the year	321.05	398.00
3 Add/Less : Short/(Excess) Provisions of earlier years	1.06	0.07
4 Less : MAT Credit utilised	-	(40.88)
5 Less : Taxes Paid	(359.51)	(349.70)
6 Closing Balance	(7.61)	29.79

The closing balance of current tax liability is net of advance tax and tax deducted at source.

The Company has chosen to exercise the option of lower tax rate under section 115 BAA of the Income Tax Act, 1961 from 2022-23.

##### (B) MAT Credit Entitlement - Assets

PARTICULARS	(₹ in lakhs)	
	March 31, 2023 ₹	March 31, 2022 ₹
1 Opening Balance	-	40.88
2 Add / Less : Current Tax Provision for the year	-	(40.88)
3 Add/Less : Short/(Excess) Provisions of earlier years	-	-
4 Closing Balance	-	-

**NOTES****FORMING PART OF THE FINANCIAL STATEMENTS (Contd.)****(C) Deferred Tax Liabilities (Net)**

PARTICULARS	(₹ in lakhs)	
	March 31, 2023 ₹	March 31, 2022 ₹
1 Opening Balance	553.59	460.37
2 Add/Less : Deferred Tax Charge/(Credit) to Statement of P&L	(19.23)	92.90
3 Add/Less : Deferred Tax Charge/(Credit) to Statement of OCI	(1.94)	0.32
4 Closing Balance	532.43	553.59

**(D) Summary of Income Tax Expenses**

PARTICULARS	(₹ in lakhs)	
	March 31, 2023 ₹	March 31, 2022 ₹
1 Current Tax	322.11	398.07
2 MAT Credit	-	-
3 Deferred Tax	(19.23)	92.90
<b>Total Tax Expenses</b>	<b>302.89</b>	<b>490.96</b>

**(E) Deferred Tax Liabilities (Net)**

PARTICULARS	(₹ in lakhs)	
	March 31, 2023 ₹	March 31, 2022 ₹
<b>1 Deferred Tax Liabilities in relation to</b>		
(i) Property Plant & Equipments and Intangible Assets	540.09	590.76
(ii) Fair Value of Non Current Investments - Financial Assets	-	-
(iii) Provision for Employee Benefits	3.37	7.64
(iv) Amortisation of Borrowing Cost	-	-
(v) Effect of deviation from ICDS and Valuation method u/s 145A	0.02	-
	<b>543.49</b>	<b>598.39</b>
<b>2 Deferred Tax Assets in relation to</b>		
(i) Provision for Employee Benefits	-	-
(ii) Amortisation of Borrowing Cost	4.19	-
(iii) Fair Value of Non Current Investments - Financial Assets	-	-
(iv) Provision for Expected Credit Loss	6.87	44.80
	<b>11.06</b>	<b>44.80</b>
<b>Net Deferred Tax Liabilities</b>	<b>532.43</b>	<b>553.59</b>

## NOTES

### FORMING PART OF THE FINANCIAL STATEMENTS (Contd.)

#### (F) Movement in Deferred Tax Assets & Liabilities

(₹ in lakhs)

PARTICULARS	Charge/(Credit) to Statement of P&L		Charge/(Credit) to OCI	
	March 31, 2023	March 31, 2022	March 31, 2023	March 31, 2022
1 Property Plant & Equipments and Intangible Assets	50.66	(81.85)	-	-
2 Fair Value of Non Current Investments - Financial Assets	-	(7.28)	-	-
3 Amortisation of Borrowing Cost	4.19	3.45	-	-
4 Provision for Employee Benefits	6.20	(9.24)	(1.94)	0.32
5 Provision for Expected Credit Loss	(37.93)	1.38	-	-
5 Effect of deviation from ICDS and Valuation method u/s 145A	(0.02)	-	-	-
<b>Total</b>	<b>23.10</b>	<b>(93.54)</b>	<b>(1.94)</b>	<b>0.32</b>

The Company has chosen to exercise the option of lower tax rate under section 115 BAA of the Income Tax Act, 1961 from 2022-23 onwards and the resultant effect has been given under deferred tax.

#### (G) Taxation

(₹ in lakhs)

PARTICULARS	March 31, 2023	March 31, 2022
	₹	₹
The income tax expenses for the year can be reconciled to the accounting profit as follows:		
1 Profit Before Tax ( Before Exceptional Items)	1,483.35	1,640.97
applicable Tax Rate (in %)	25.17%	29.12%
2 Computed Tax Expenses	373.33	477.85
3 Add/(Less) Tax Effect of:		
Expenses Disallowed	6.72	2.62
Additional Allowances (net)	(59.00)	(71.87)
Income taxable at lower rate	-	(10.61)
	(52.29)	(79.85)
Short/Excess Provision of Earlier years	1.06	0.07
<b>4 Current tax Provision (A)</b>	<b>322.11</b>	<b>398.07</b>
5 Movement in Deferred Tax account on account of:		
Incremental Deferred Tax Liability on account of PPE, Intangible Assets and Capital WIP	26.05	(81.85)
Incremental Deferred Tax Liability on account of Financial Assets & Other items	32.96	(11.05)
Opening Diff of Timing Difference	(78.24)	-
<b>6 Deferred Tax Provision (B)</b>	<b>(19.23)</b>	<b>(92.90)</b>
<b>7 Tax Expenses recognised in Statement of Profit and Loss (A+B)</b>	<b>302.88</b>	<b>305.18</b>
<b>8 Effective Tax Rate (in %)</b>	<b>20.42%</b>	<b>18.60%</b>

# NOTES

## FORMING PART OF THE FINANCIAL STATEMENTS (Contd.)

### NOTE 19 Other Liabilities

PARTICULARS	(₹ in lakhs)	
	March 31, 2023 ₹	March 31, 2022 ₹
<b>(A) Non Current Liabilities</b>		
1 Sundry Creditors for Capital Goods	163.08	60.28
2 Others	-	-
<b>TOTAL</b>	<b>163.08</b>	<b>60.28</b>
<b>(B) Current Liabilities</b>		
1 Advances received from customers	57.76	116.43
2 Due to Government Authorities		
i Sales tax and GST payable	168.36	46.45
ii CST Payable	-	0.85
iii TDS payable	31.51	34.41
iv Profession tax payable	0.78	0.65
v Custom Duty Payable	(0.00)	-
vi PF & ESIC Payable	9.54	8.59
3 Electricity charges payable	163.93	124.05
<b>TOTAL</b>	<b>431.88</b>	<b>331.42</b>

### NOTE 20 Trade payables

PARTICULARS	(₹ in lakhs)	
	March 31, 2023 ₹	March 31, 2022 ₹
<b>(A) Micro and Small Enterprises</b>		
1 Trade Payables for Goods	136.03	157.30
2 Trade Payables for Expenses	8.94	1.76
	<b>144.97</b>	<b>159.06</b>
<b>(B) Others</b>		
1 Trade Payables for Goods	1,887.82	944.91
2 Trade Payables for Expenses	323.33	314.96
	<b>2,211.15</b>	<b>1,259.87</b>
<b>TOTAL</b>	<b>2,356.11</b>	<b>1,418.93</b>

## NOTES

### FORMING PART OF THE FINANCIAL STATEMENTS (Contd.)

#### NOTE20.1 Aging of Trade Payables as at March 31, 2023

(₹ in lakhs)

Particulars	Outstanding for following periods from due date of payment				Total
	Less than 1 Year	1-2 Years	2-3 Years	More than 3 years	
(i) Micro and Small	144.97	-	-	-	144.97
(ii) Medium	120.18	-	-	-	120.18
(iii) Others	2,090.96	-	-	-	2,090.96
(iv) Disputed dues – Micro and Small	-	-	-	-	-
(v) Disputed dues – Medium	-	-	-	-	-
(vi) Disputed dues - Others	-	-	-	-	-
<b>TOTAL</b>	<b>2,356.11</b>	<b>-</b>	<b>-</b>	<b>-</b>	<b>2,356.11</b>

#### NOTE20.2 Aging of Trade Payables as at March 31, 2022

(₹ in lakhs)

Particulars	Outstanding for following periods from due date of payment				Total
	Less than 1 Year	1-2 Years	2-3 Years	More than 3 years	
(i) Micro and Small	159.06	-	-	-	159.06
(ii) Medium	55.97	-	-	-	55.97
(iii) Others	1,201.55	2.35	-	-	1,203.90
(iv) Disputed dues – Micro and Small	-	-	-	-	-
(v) Disputed dues – Medium	-	-	-	-	-
(v) Disputed dues - Others	-	-	-	-	-
<b>TOTAL</b>	<b>1,416.58</b>	<b>2.35</b>	<b>0</b>	<b>0</b>	<b>1,418.93</b>

**NOTES****FORMING PART OF THE FINANCIAL STATEMENTS (Contd.)****NOTE20.3 Micro, Small And Medium Enterprises Have Been Identified By The Company On The Basis Of The Information Available.**

PARTICULARS	(₹ in lakhs)	
	March 31, 2023 ₹	March 31, 2022 ₹
(A) Dues remaining unpaid as at March 31, Principal	144.97	159.06
Interest on the above	-	-
(B) Interest paid in terms of Section 16 of the act along with amount of payment made to the supplier beyond the appointed day during the year. Principal paid beyond the appointed date	-	-
Interest paid in terms of Section 16 of the act	-	-
(C) Amount of interest due and payable for the period of delay on payments made beyond the appointed day during the year	-	-
(D) Further interest due and payable even in the succeeding years, until such date when the interest due as above are actually paid to the small enterprises.	-	-
(E) Amount of interest accrued and remaining unpaid as at March 31,	-	-

**NOTE21 Other Financial Liabilities**

PARTICULARS	(₹ in lakhs)	
	March 31, 2023 ₹	March 31, 2022 ₹
<b>(A) Current Financial Liabilities</b>		
1 Interest accrued but not due	24.91	20.93
2 Unpaid / Unclaimed Dividend*	0.18	0.18
3 Others	14.53	0.20
<b>TOTAL</b>	<b>39.63</b>	<b>21.30</b>

\* There are no amounts due for payment to the Investor Education and Protection Fund under section 125 of the Companies Act, 2013 as at March 31, 2023 (amount as at March 31, 2022 - NIL)

**NOTE22 Current Tax Liabilities (Net)**

PARTICULARS	(₹ in lakhs)	
	March 31, 2023 ₹	March 31, 2022 ₹
<b>(A) Provision for Statutory Liabilities</b>		
1 Provision for Tax (Net of Advance Taxes)		29.78
<b>TOTAL</b>		<b>29.78</b>
<b>(B) Provision for Statutory Asset</b>		
1 Provision for Tax (Net of Advance Taxes)	7.61	-
<b>TOTAL</b>	<b>7.61</b>	-



## NOTES

### FORMING PART OF THE FINANCIAL STATEMENTS (Contd.)

#### NOTE 23 Revenue From Operation

PARTICULARS	(₹ in lakhs)	
	March 31, 2023 ₹	March 31, 2022 ₹
<b>(A) Revenue From Sale of Products</b>		
1 Local Sales	30,865.75	25,750.62
2 Export Sales	7.63	-
	<b>30,873.38</b>	<b>25,750.62</b>
<b>(B) Revenue From Sale of Services</b>		
1 UN Test Certification Charges	23.26	12.01
2 Professional Fees and other charges	0.72	8.85
	<b>23.98</b>	<b>20.86</b>
<b>(C) Other Operating Revenue</b>		
1 Export Incentives	0.10	0.24
	<b>0.10</b>	<b>0.24</b>
<b>TOTAL</b>	<b>30,897.45</b>	<b>25,771.71</b>

#### NOTE 24 Other Income

PARTICULARS	(₹ in lakhs)	
	March 31, 2023 ₹	March 31, 2022 ₹
1 Interest Income	27.19	25.55
2 Dividend	1.39	1.11
3 Other Non-Operating Income		
i Insurance Claim Received	-	18.72
ii Reversal of excess ECL provision	-	-
iii Other Income	6.86	0.44
4 Other Gains		
i Net gain arising on financial assets measured at FVTPL	-	-
ii Foreign exchange Gain	-	39.30
iii Realised Gain on Sale of non current Investments	-	19.80
iv Profit on Sale of Property Plant & Equipment	-	3.47
v Unrealised MTM Gain	0.08	-
vi Gain on License utilisation	-	6.39
<b>TOTAL</b>	<b>35.53</b>	<b>114.78</b>

**NOTES****FORMING PART OF THE FINANCIAL STATEMENTS (Contd.)****NOTE 25 Other Comprehensive Income – Items That Will Not Be Reclassified To Profit And Loss**

(₹ in lakhs)

PARTICULARS	March 31, 2023 ₹	March 31, 2022 ₹
1 Remeasurement of Defined Benefit Plan	(7.70)	1.29
<b>TOTAL</b>	<b>(7.70)</b>	<b>1.29</b>

**NOTE 26 Cost of Material Consumed**

(₹ in lakhs)

PARTICULARS	March 31, 2023 ₹	March 31, 2022 ₹
<b>(A) Raw Materials</b>		
1 Opening Stock	1,927.40	1,613.25
2 Add : Purchased during the year	19,438.07	15,567.89
3 Less : Closing Stock	2,120.31	1,927.40
	<b>19,245.16</b>	<b>15,253.74</b>
<b>(B) Packing Materials</b>		
1 Opening Stock	35.21	24.80
2 Add : Purchased during the year	374.07	359.13
3 Less : Closing Stock	33.06	35.21
	<b>376.23</b>	<b>348.72</b>
<b>(C) Other Materials</b>		
<b>(i) Accessories</b>		
1 Opening Stock	133.27	108.35
2 Add : Purchased during the year	859.87	991.65
3 Less : Closing Stock	133.79	133.27
	<b>859.34</b>	<b>966.73</b>

## NOTES

### FORMING PART OF THE FINANCIAL STATEMENTS (Contd.)

(₹ in lakhs)

PARTICULARS	March 31, 2023 ₹	March 31, 2022 ₹
<b>(ii) Trading</b>		
1 Opening Stock	70.72	3.19
2 Add : Purchased during the year	22.83	96.27
3 Less : Closing Stock	12.215	70.72
	<b>81.33</b>	<b>28.74</b>
<b>TOTAL</b>	<b>20,562.06</b>	<b>16,597.93</b>

#### NOTE27 Changes In Inventories Of Finished Goods, Work In Progress And Stock In Trade

(₹ in lakhs)

PARTICULARS	March 31, 2023 ₹	March 31, 2022 ₹
<b>(A) Finished Goods / Stock in Trade</b>		
1 Opening Stock	247.97	185.47
2 Closing Stock	268.37	247.97
	<b>(20.40)</b>	<b>(62.50)</b>
<b>(B) Work in Progress / stock in Trade</b>		
1 Opening Stock	342.54	219.14
2 Closing Stock	455.58	342.54
	<b>(113.04)</b>	<b>(123.40)</b>
<b>TOTAL</b>	<b>(133.44)</b>	<b>(185.90)</b>

**NOTES****FORMING PART OF THE FINANCIAL STATEMENTS (Contd.)****NOTE 28 Employee Benefits Expenses**

(₹ in lakhs)

<b>PARTICULARS</b>	<b>March 31, 2023</b>	<b>March 31, 2022</b>
	₹	₹
1 Salaries and Wages, Leave Salary & Bonus	1,477.83	1,227.56
2 Director's Remuneration	324.00	324.00
3 Contribution to Provident and Other Funds	59.94	56.48
4 Defined Benefit Plan - Gratuity	16.27	15.94
5 Staff Welfare Expenses	116.37	103.49
<b>TOTAL</b>	<b>1,994.41</b>	<b>1,727.47</b>

**NOTE 29 Finance Cost**

(₹ in lakhs)

<b>PARTICULARS</b>	<b>March 31, 2023</b>	<b>March 31, 2022</b>
	₹	₹
1 Interest on Secured Borrowings	494.08	419.21
2 Interest on Unsecured Borrowings	139.30	63.85
3 Other Interest	4.17	7.94
4 Bank Charges & Other finance cost	81.23	68.87
	718.78	559.86
5 Less: Borrowing Cost Capitalised*	(35.31)	-
<b>TOTAL</b>	<b>683.47</b>	<b>559.86</b>

**NOTE 30 Depreciation And Amortisation Expenses**

(₹ in lakhs)

<b>PARTICULARS</b>	<b>March 31, 2023</b>	<b>March 31, 2022</b>
	₹	₹
1 Depreciation on plant, property and equipment	522.06	475.74
2 Amortisation on Intangible assets	5.90	5.84
<b>TOTAL</b>	<b>527.96</b>	<b>481.58</b>

## NOTES

### FORMING PART OF THE FINANCIAL STATEMENTS (Contd.)

#### NOTE 31 Other Expenses

PARTICULARS	(₹ in lakhs)	
	March 31, 2023	March 31, 2022
	₹	₹
1 Labour Contract Charges	1,678.50	1,588.53
2 Power and Fuel Expenses	1,655.15	1,433.85
3 Consumption of Stores and Spares	178.66	140.52
4 Conveyance & Travelling Expenses	55.47	31.79
5 Audit fees	4.00	4.00
6 Insurance charges	60.84	50.20
7 Legal and Professional fees	175.31	149.88
8 Security Expenses	34.99	28.90
9 Factory Expense	26.10	36.47
10 Rates & Taxes	9.12	17.36
11 Commission & Brokerage	21.56	17.84
12 Postage & Courier Expenses	5.36	11.15
13 Exhibition Expenses	46.53	23.83
14 Foreign Exchange Loss	36.84	-
15 Loss on Sale/Disposal of Property Plant & Equipment	1.42	-
16 Loss on Sale/Disposal of Non Current Investments	0.00	-
17 Goods lost by fire	-	18.42
18 Printing & Stationery Expenses	12.22	10.70
19 Rent Expenses	105.84	50.17
20 Repairs and Maintenance	196.97	166.34
21 Sales Promotion	16.12	10.71
22 Screen printing charges	46.42	53.05
23 Transportation Charges & Loading/Unloading Charges	1,097.10	911.45
24 Tempo & Fuel Expenses	161.94	163.68
25 Vehicle Expenses	35.75	35.31
26 CSR Expenses	24.18	16.41
27 Bad Debts Written off		
- Bad Debts Written off	123.13	-
- Transfer from/to Provision for Doubtful Debts	(126.55)	4.73
	(3.42)	4.73
28 Other Miscellaneous Expenses	132.18	89.26
<b>TOTAL</b>	<b>5,815.17</b>	<b>5,064.58</b>

**NOTES****FORMING PART OF THE FINANCIAL STATEMENTS (Contd.)****NOTE31.1 Payments to Auditors**

PARTICULARS	(₹ in lakhs)	
	March 31, 2023	March 31, 2022
	₹	₹
(A) As an Auditor		
1 Statutory Audit Fees	4.00	4.00
2 Other Certification Charges	3.05	0.29
3 Reimbursement of expenses	0.36	0.07
<b>TOTAL</b>	<b>7.41</b>	<b>4.36</b>

**NOTE31.2 Corporate Social Responsibility expenses**

PARTICULARS	(₹ in lakhs)	
	March 31, 2023	March 31, 2022
	₹	₹
(A) Amount required to be spent as per section 135 of the Companies Act,2013	24.02	15.85
<b>TOTAL</b>	<b>24.02</b>	<b>15.85</b>
(B) Amount Spent during the year for(#)		
1 Medical camp and Medical expenses	10.00	13.00
2 Promotion of nationally recognised sports	2.40	2.58
3 Rural Development Project	10.00	-
4 Eradicating hunger and making available safe drinking water.	1.27	0.42
5 Administrative Expenses	0.51	-
<b>TOTAL</b>	<b>24.18</b>	<b>16.00</b>

Excess spent of ₹ 0.16 lakhs in 2022-23 ( March 31, 2022: ₹ 0.15 lakhs) is available for set off in succeeding financial years

# Includes ₹ 24.18 lakhs (March 31, 2022: ₹ 16 lakhs) paid to related party (Refer note 35).

**NOTE 32 Earning Per Equity Shares (EPS)**

PARTICULARS	(₹ in lakhs)	
	March 31, 2023	March 31, 2022
	₹	₹
<b>(A) Face Value per Equity Share</b>	10.00	10.00
<b>(B) Basic Earning Per Share (₹)</b>		
1 Net Profit after Tax as per Statement of Profit and Loss Attributable to Equity Shareholders (₹)	1,180.46	1,150.00
2 Adjusted weighted average number of equity shares outstanding (Nos in lakhs.) for calculating Basic EPS	120.73	120.73
<b>3 Basic EPS (₹)</b>	<b>9.78</b>	<b>9.53</b>

## NOTES

### FORMING PART OF THE FINANCIAL STATEMENTS (Contd.)

PARTICULARS	(₹ in lakhs)	
	March 31, 2023	March 31, 2022
	₹	₹
<b>(B) Diluted Earning Per Share (₹)</b>		
1 Net Profit after Tax as per Statement of Profit and Loss Attributable to Equity Shareholders (₹)	1,180.46	1,150.00
2 Adjusted weighted average number of equity shares outstanding (Nos in lakhs.) for calculating Diluted EPS	120.73	120.73
<b>3 Diluted EPS (₹)</b>	<b>9.78</b>	<b>9.53</b>

#### NOTE 33 Contingent Liabilities & Commitments

PARTICULARS	(₹ in lakhs)	
	March 31, 2023	March 31, 2022
	₹	₹
<b>(A) Contingent Liabilities</b>		
1 Income Tax & Sales Tax Disputes (Including Interest, if any)	25.81	25.81
2 LC / Bills Under LC	2,451.69	999.21
3 Bank guarantee	302.49	123.82
<b>(B) Capital Commitments towards</b>		
1 Property, plant and equipment (contracts remaining to be executed on capital account not provided for (net of advances))	490.74	118.89
<b>TOTAL</b>	<b>3,270.73</b>	<b>1,267.72</b>

#### NOTE 34 Defined Benefit Plans

##### (A) Reconciliation of Defined Benefit Obligation (DBO)

PARTICULARS	(₹ in lakhs)	
	March 31, 2023	March 31, 2022
	₹	₹
1 Defined Benefit obligation at beginning of year	133.21	125.87
2 Current Service Cost	18.21	16.22
3 Interest Cost	9.72	8.69
4 Actuarial (Gains)/Losses on Obligations - Due to Change in Demographic assumption	-	(4.74)
5 Actuarial (Gains)/Losses on Obligations - Due to Change in Financial Assumptions	-	(5.78)
6 Actuarial (Gains)/Losses on Obligations - Due to Experience	5.55	5.31
7 Benefits paid	(6.09)	(12.36)
8 Defined Benefit obligation at year end	160.60	133.21



**NOTES****FORMING PART OF THE FINANCIAL STATEMENTS (Contd.)****(B) Reconciliation of Fair Value of Plan Assets**

PARTICULARS	(₹ in lakhs)	
	March 31, 2023 ₹	March 31, 2022 ₹
1 Fair Value of Plan Assets at start of the year	150.00	124.39
2 Contributions by Employer	20.58	32.92
3 Benefits Paid	(6.09)	(12.36)
4 Interest Income on Plan Assets	11.66	8.97
5 Return on plan assets excluding amount included in net interest on the net defined benefit liability/ (asset)	(2.15)	(3.92)
6 Fair Value of Plan Assets at end of the year	174.00	150.00
7 Actual Return on Plan Assets	9.51	5.05
8 Expected Employer Contributions for the coming year		-

**(C) Net Liability/ (Asset) recognised in the Balance Sheet**

PARTICULARS	(₹ in lakhs)	
	March 31, 2023 ₹	March 31, 2022 ₹
1 Present Value of DBO	160.60	133.21
2 Fair value of Plan assets	174.00	150.00
3 Liability/ (Asset) recognised in the Balance Sheet	(13.40)	(16.79)
4 Funded Status [Surplus/ (Deficit)]	13.40	16.79
5 Of which, Short term Liability		-
6 Experience Adjustment on Plan Liabilities: (Gain)/ Loss	5.55	5.31

**(D) Expenses recognised in the Profit and Loss Account**

PARTICULARS	(₹ in lakhs)	
	March 31, 2023 ₹	March 31, 2022 ₹
1 Current Service Cost	18.21	16.22
2 Net Interest Cost	(1.94)	(0.28)
3 Expenses recognised in P & L	16.27	15.94

## NOTES

### FORMING PART OF THE FINANCIAL STATEMENTS (Contd.)

#### (E) Expenses recognised in Other Comprehensive Income (OCI)

(₹ in lakhs)

PARTICULARS	March 31, 2023 ₹	March 31, 2022 ₹
1 Balance at start of year (Loss)/ Gain	9.43	8.14
2 Actuarial (Gains)/Losses on Obligations - Due to Change in Demographic assumption	-	4.74
3 Actuarial (Loss)/ Gain from changes in financial assumptions	-	5.78
4 Actuarial (Loss)/ Gain from experience over the past year	(5.55)	(5.31)
5 "Return on Plan assets, excluding amount included in net interest on the net defined benefit liability/ (asset)"	(2.15)	(3.92)
6 Balance at end of year (Loss)/ Gain	1.73	9.43

#### (F) Actuarial Assumptions

(₹ in lakhs)

PARTICULARS	March 31, 2023 ₹	March 31, 2022 ₹
1 Salary Growth Rate	4% pa	4% pa
2 Discount Rate	7.3% pa	7.3% pa
3 Net Interest Rate on Net DBO/ (Assets)	7.3% pa	6.9% pa
4 Withdrawal Rate	2% pa	2% pa
5 Mortality	IALM 2012-14 (Ult.)	IALM 2012-14 (Ult.)
6 Expected weighted average remaining working life	14 Years	14 Years

**NOTES****FORMING PART OF THE FINANCIAL STATEMENTS (Contd.)****(G) Percentage Break-down of Total Plan Assets**

(₹ in lakhs)

PARTICULARS	March 31, 2023 ₹	March 31, 2022 ₹
1 Investment Funds with Insurance Company	100%	100%
Of which, Unit Linked	-	-
Of which, Traditional/ Non-Unit Linked	100%	100%
2 Total	100%	100%

Note: None of the assets carry a quoted market price in an active market or represent the entity's own transferable financial instruments or are property occupied by the entity.

**(H) Sensitivity Analysis**

Year ended March 31, 2023 in ₹ '000	Increases 1%	Decreases 1%
Salary Growth Rate	DBO Increases by 1,937	DBO decreases by 1,651
Discount Rate	DBO decreases by 1,590	DBO increases by 1,892
Withdrawal Rate	DBO increases by 532	DBO decreases by 608
Mortality (change in expected lifetime by 1 year)		DBO decreases by 15
Mortality (change in expected lifetime by 3 years)		DBO decreases by 37
Year ended March 31, 2022 in ₹ '000	Increases 1%	Decreases 1%
Salary Growth Rate	DBO increases by 1,665	DBO decreases by 1,414
Discount Rate	DBO decreases by 1,362	DBO increases by 1,626
Withdrawal Rate	DBO increases by 474	DBO decreases by 543
Mortality (change in expected lifetime by 1 year)		DBO decreases by 13
Mortality (change in expected lifetime by 3 years)		DBO decreases by 32

Note: The sensitivity is performed on the DBO at the respective valuation date by modifying one parameter whilst retaining other parameters constant. There are no changes from the previous period to the methods and assumptions underlying the sensitivity analyses.

## NOTES

### FORMING PART OF THE FINANCIAL STATEMENTS (Contd.)

#### (I) Movement in Surplus/ (Deficit)

PARTICULARS	(₹ in lakhs)	
	March 31, 2023 ₹	March 31, 2022 ₹
1 Surplus/ (Deficit) at start of year	16.79	(1.48)
2 Current Service Cost	(18.21)	(16.22)
3 Net Interest on net DBO	1.94	0.28
4 Re-measurements gain/ (loss)	(7.70)	1.29
5 Contributions	20.58	32.92
6 Surplus/ (Deficit) at end of year	13.40	16.79

#### NOTE 35 Related party transactions

##### (A) List Of Related Parties Where Control Exists And Relationships:

PARTICULARS	Relationship
<b>(i) Subsidiaries Companies</b>	
1 Mitsu Foundation (Section 8 Company)	Subsidiary Company
<b>(ii) Key Managerial Personnel (KMP)</b>	
1 Jagdish L Dedhia	Chairman & Whole Time Directors
2 Sanjay M Dedhia	Joint Managing Director
3 Manish M Dedhia	Joint Managing Director & CFO
4 Drishti Thakker	Company Secretary
5 Ankita Bhanushali	Company Secretary
<b>(iii) Independent non-executive directors</b>	
1 Dilip Gosar	Independent Director
2 Neha Huddar	Independent Director
3 Has Mukh Dedhia	Independent Director
<b>(iv) Relatives of KMP with whom transactions have taken place during the year.</b>	
1 Khushboo Dedhia	Relative of KMP
<b>(v) Enterprises over which KMPs are able to exercise significant influence</b>	
1 M/s Mitsu Impex	Partnership Firm in which KMP are partners

# NOTES

## FORMING PART OF THE FINANCIAL STATEMENTS (Contd.)

### (B) Transactions with related parties\*

PARTICULARS	(₹ in lakhs)	
	March 31, 2023 ₹	March 31, 2022 ₹
<b>(i) Transaction with Subsidiary</b>		
1 Purchase of fully paid Equity Shares	-	1.00
2 Donations paid towards CSR activity	24.18	16.00
<b>(ii) With KMPs</b>		
<b>Expenses</b>		
1 Employee Benefits		
a. Short Term Employee benefits	331.65	331.12
2 Interest on loan	40.13	20.02
<b>Borrowings</b>		
3 Loan Received	572.13	1,289.90
4 Repayment of loan	576.00	1,382.50
<b>Total</b>	<b>1,519.91</b>	<b>3,023.54</b>
<b>(iii) With Independent non-executive directors</b>		
1 Director Sitting fees	5.65	4.10
<b>Total</b>	<b>5.65</b>	<b>4.10</b>
<b>(iv) With Relatives of KMP</b>		
<b>Expenses</b>		
1 Employee Benefits		
a. Short Term Employee benefits	15.70	10.44
<b>Total</b>	<b>15.70</b>	<b>10.44</b>

\*All related party transactions of the Company are at arm's length and in the ordinary course of business

### (C) Balance at the end of year

PARTICULARS	(₹ in lakhs)	
	March 31, 2023 ₹	March 31, 2022 ₹
<b>(i) Payable to KMPs, relatives and other parties</b>		
1 Loans	425.00	428.87
2 Remuneration	17.92	38.96
3 Salary & Bonus	1.51	1.64

## NOTES

### FORMING PART OF THE FINANCIAL STATEMENTS (Contd.)

#### NOTE36 Gearing Ratio

PARTICULARS	(₹ in lakhs)	
	March 31, 2023 ₹	March 31, 2022 ₹
1 Long term borrowings	3,764.21	2,855.08
2 Current maturities of long term debt	1,005.48	1,328.02
3 Short term borrowings	2,939.10	2,532.04
4 Less: Cash and cash equivalent	(10.36)	(213.64)
5 "Less: Bank balances other than cash and cash equivalents"	(0.18)	(0.18)
6 Net debt	7,698.26	6,501.32
7 Total equity	6,242.30	5,091.74
8 Gearing ratio	0.55	0.56

#### NOTE37 Reconciliation of Current Assets

PERIOD	PARTICULARS OF SECURITIES PROVIDED	AMOUNT AS PER BOOKS	AMOUNT AS PER STATEMENTS SUBMITTED TO BANKS / FI (*)	DIFFERENCES	REASONS
Apr 22 to Jun 22	Inventories	2,635.32	2,850.32	(215.00)	Difference in Value of Inventories is on account of GST on Raw Materials. As majority of raw material payments are advance in nature, payment of GST on raw material were considered as part of raw material while submitting stock statement to the bank.
Apr 22 to Jun 22	Trade Receivables	4,541.50	4,685.52	(144.02)	Difference is on account of Provision for doubtful debts and effects of ledger balance reconciliations.
Jul 22 to Sep 22	Inventories	3,509.87	3,891.81	(381.94)	Difference in Value of Inventories is on account of GST on Raw Materials. As majority of raw material payments are advance in nature, payment of GST on raw material were considered as part of raw material while submitting stock statement to the bank.
Jul 22 to Sep 22	Trade Receivables	4,112.11	4,251.57	(139.46)	Difference is on account of Provision for doubtful debts and effects of ledger balance reconciliations.
Oct 22 to Dec 22	Inventories	3,234.01	3,526.22	(292.21)	Difference in Value of Inventories is on account of GST on Raw Materials. As majority of raw material payments are advance in nature, payment of GST on raw material were considered as part of raw material while submitting stock statement to the bank.

**NOTES****FORMING PART OF THE FINANCIAL STATEMENTS (Contd.)**

PERIOD	PARTICULARS OF SECURITIES PROVIDED	AMOUNT AS PER BOOKS	AMOUNT AS PER STATEMENTS SUBMITTED TO BANKS / FI (*)	DIFFERENCES	REASONS
Oct 22 to Dec 22	Trade Receivables	4,312.75	4,454.57	(141.82)	Difference is on account of Provision for doubtful debts and effects of ledger balance reconciliations.
Jan 23 to Mar 23	Inventories	3,207.21	3,518.36	(311.15)	Difference in Value of Inventories is on account of GST on Raw Materials. As majority of raw material payments are advance in nature, payment of GST on raw material were considered as part of raw material while submitting stock statement to the bank.
Jan 23 to Mar 23	Trade Receivables	4,721.95	4739.00	(17.05)	Difference is on account of Provision for doubtful debts and effects of ledger balance reconciliations.

(\*) Company has submitted data as per above statements to all banks/NBFC.

**NOTE 38 Ratios**

SR NO.	RATIOS	NUMERATOR	DENOMINATOR	CURRENT YEAR (2022-23)	PREVIOUS YEAR (2021-22)	% VARIANCE	REASONS FOR VARIANCE
1	Current ratio (in times)	Total current assets	Total current liabilities	1.27	1.34	(5.79)	NA
2	Debt-equity ratio (in times)	Debt consists of Short Term as well as Long Term Borrowings	Total equity	1.23	1.32	(6.36)	NA
3	Debt service coverage ratio (in times)	Earning for Debt Service = Net Profit after taxes + Depreciation and Amortisation + Finance Cost	Debt service = Interest Paid+ Principal repayments	1.17	1.44	(18.49)	NA
4	Return on equity ratio (in %)	Net Profit After Tax	Total equity	18.91	22.59	(16.27)	NA
5	Inventory turnover ratio (in times)	Revenue from operations	Average Inventory	10.07	9.95	1.25	NA
6	Trade receivables turnover ratio (in times)	Revenue from operations	Average trade receivables	6.97	7.30	(4.54)	NA
7	Trade payables turnover ratio (in times)	Net Purchases	Average trade payables	10.96	13.77	(20.37)	NA



## NOTES

### FORMING PART OF THE FINANCIAL STATEMENTS (Contd.)

SR NO.	RATIOS	NUMERATOR	DENOMINATOR	CURRENT YEAR (2022-23)	PREVIOUS YEAR (2021-22)	% VARIANCE	REASONS FOR VARIANCE
8	Net capital turnover ratio (in times)	Revenue from operations	Average working capital (i.e. Total current assets less Total current liabilities)	16.00	17.16	(6.78)	NA
9	Net profit ratio (in %)	Net Profit After Tax	Revenue from operations	3.82	4.46	(14.38)	NA
10	Return on capital employed (in %)	Profit before tax and finance costs	Capital employed= Total Equity - Intangible Assets + Non Current Borrowings + Current Borrowings + Deferred Tax Liability	15.00	17.87	(16.06)	NA
11	Return on investment (in %)						
	(a) On Equity Instruments	Dividend Income + Gain/Loss on Investments	Average Value of Investments in Equity Instruments	0.00	85.89	(100.00)	The Company has sold investments in this previous year
	(b) On Mutual Funds/ETFs	Dividend Income + Gain/Loss on Investments	Average Value of Mutual Funds & ETFs	9.04	2.44	270.39	The Company has sold investment and realised gain in this financial year

#### NOTE 39 Financial instruments

##### Fair values

Fair value is the price that would be received to sell an asset or paid to transfer a liability in an orderly transaction between market participants at the measurement date, regardless of whether that price is directly observable or estimated using another valuation technique. In estimating the fair value of an asset or a liability, the Company takes in to account the characteristics of the asset or liability if market participants would take those characteristics into account when pricing the asset or liability at the measurement date. Fair value for measurement and/or disclosure purposes in these financial statements is determined on such a basis.

In addition, for financial reporting purposes, fair value measurements are categorised into Level 1, Level 2 or Level 3 based on the degree to which the inputs to the fair value measurements are observable and the significance of the inputs to the fair value measurements in its entirety, which are described as follows:

- **Level 1** : inputs are quoted prices (unadjusted) in active markets for identical assets or liabilities that the entity can access at the measurement date;
- **Level 2** : inputs are inputs, other than quoted prices included within level 1, that are observable for the asset or liability, either directly or indirectly; and
- **Level 3** : inputs are unobservable inputs for the asset or liability.

The management assessed that cash and cash equivalents, trade receivables, trade payables, bank overdrafts and other current liabilities approximate their carrying amounts largely

## NOTES

### FORMING PART OF THE FINANCIAL STATEMENTS (Contd.)

due to the short-term maturities of these instruments.

The fair value of the financial assets and liabilities is included at the amount at which the instrument could be exchanged in a current transaction between willing parties, other than in a forced or liquidation sale. The following methods and assumptions were used to estimate the fair values:

- Long-term fixed-rate and variable-rate receivables/borrowings are evaluated by the Company based on parameters such as interest rates, specific country risk factors, individual creditworthiness of the customer and the risk characteristics of the financed project. Based on this evaluation, allowances are taken into account for the expected credit losses of these receivables.
- The fair values of the quoted notes and bonds are based on price quotations at the reporting date. The fair value of unquoted instruments, loans from banks and other financial liabilities, obligations under finance leases, as well as other non-current financial liabilities is estimated by discounting future cash flows using rates currently available for debt on similar terms, credit risk and remaining maturities. In addition to being sensitive to a reasonably possible change in the forecast cash flows or the discount rate, the fair value of the equity instruments is also sensitive to a reasonably possible change in the growth rates. The valuation requires management to use Unobservable inputs in the model, of which the significant unobservable inputs are disclosed in Note 41(B). Management regularly assesses a range of reasonably possible alternatives for those significant unobservable inputs and determines their impact on the total fair value.
- The fair values of the Company's interest-bearing borrowings and loans are determined by using DCF method using discount rate that reflects the issuer's borrowing rate as at the end of the reporting period.

#### **NOTE 40 Financial risk management objectives and policies:**

The Company's principal financial liabilities comprise loans and borrowings, trade and other payables. The main purpose of these financial liabilities is to finance the Company's operations and to provide guarantees to support its operations. The Company's principal financial assets include loans, trade and other receivables, and cash and cash equivalents that derive directly from its operations. The Company is exposed to market risk, credit risk and liquidity risk. The Company's senior management oversees the management of these risks providing an assurance that the Company's financial risk activities are governed by appropriate policies and procedures and that financial risks are identified, measured and managed in accordance with the Company's policies and risk objectives. It is the Company's policy that no trading in derivatives for speculative purposes may be undertaken. The Board of Directors reviews and agrees policies for managing each of these risks, which are summarised below.

#### **(A) Financial risk management**

The management of the Company is responsible to oversee the Risk Management Framework for developing and monitoring the Company's risk management policies. The risk management policies are established to ensure timely identification and evaluation of risks, setting acceptable risk thresholds, identifying and mapping controls against these risks, monitor the risks and their limits, improve risk awareness and transparency. Risk management policies and systems are reviewed regularly to reflect changes in the market conditions and the Company's activities to provide reliable information to the Management and the Board to evaluate the adequacy of the risk management framework in relation to the risk faced by the Company.

**The risk management policies aims to mitigate the following risks arising from the financial instruments:**

- Market risk
- Credit risk; and
- Liquidity risk

## NOTES

### FORMING PART OF THE FINANCIAL STATEMENTS (Contd.)

#### (B) Market risk

Market risk is the risk that the fair value of future cash flows of a financial instrument will fluctuate because of changes in the market prices. The Company is exposed in the ordinary course of its business to risks related to changes in foreign currency exchange rates, commodity prices and interest rates.

The Company seeks to minimise the effects of these risks by using derivative financial instruments to hedge risk exposures. The use of financial derivatives is governed by the Company's policies approved by the Board of Directors, which provide written principles on foreign exchange risk, interest rate risk, credit risk, the use of financial derivatives and non-derivative financial instruments, and the investment of excess liquidity. Compliance with policies and exposure limits is reviewed by the Management and the internal auditors on a continuous basis. The Company does not enter into or trade financial instruments, including derivatives for speculative purposes.

#### (C) Foreign currency risk management

The Company's functional currency is Indian Rupees (₹). The Company undertakes transactions denominated in foreign currencies; consequently, exposure to exchange rate fluctuations arise. Volatility in exchange rates affects the Company's revenue from export markets and the costs of imports, primarily in relation to raw materials. The Company is exposed to exchange rate risk under its trade and debt portfolio.

Adverse movements in the exchange rate between the Rupee and any relevant foreign currency result's in increase in the Company's overall debt position in Rupee terms without the Company having incurred additional debt and favourable movements in the exchange rates will conversely result in reduction in the Company's receivables in foreign currency. In order to hedge exchange rate risk, the Company has a policy to hedge cash flows up to a specific tenure using forward exchange contracts and options. In respect of imports and other payables, the Company hedges its payables as when the exposure arises. Short term exposures are hedged progressively based on their maturity.

All hedging activities are carried out in accordance with the Company's internal risk management policies, as approved by the Board of Directors, and in accordance with the applicable regulations where the Company operates.

The carrying amounts of the Company's monetary assets and monetary liabilities at the end of the reporting period are disclosed in Note 42

#### (D) Credit risk management:

Credit risk refers to the risk that a counterparty will default on its contractual obligations resulting in financial loss to the Company. Credit risk encompasses both, the direct risk of default and the risk of deterioration of creditworthiness as well as concentration risks. The Company has adopted a policy of only dealing with creditworthy counterparties and obtaining sufficient collateral, where appropriate, as a means of mitigating the risk of financial loss from defaults.

Company's credit risk arises principally from the trade receivables, loans, cash & cash equivalents and financial guarantees.

##### **Trade receivables**

Customer credit risk is managed centrally by the Company and subject to established policy, procedures and control relating to customer credit risk management. Credit quality of a customer is assessed based on an extensive credit rating scorecard and individual credit limits defined in accordance with the assessment.

Credit risk on receivables is also mitigated by securing the same against letters of credit and guarantees of reputed nationalised and private sector banks. Trade receivables consist of a large number of customers spread across diverse industries and geographical areas with no significant concentration of credit risk. The outstanding trade receivables are regularly monitored and appropriate action is taken for collection of overdue receivables. Company has also taken insurance cover of trade receivable exposure to mitigate credit risk.

## NOTES

### FORMING PART OF THE FINANCIAL STATEMENTS (Contd.)

#### Cash and cash equivalents

Credit risks from balances with banks and financial institutions are managed in accordance with the Company policy.

In addition, the Company is exposed to credit risk in relation to financial guarantees given to banks and other counterparties. The Company's maximum exposure in this respect is the maximum amount of the Company would have to pay if the guarantee is called upon.

#### (E) Liquidity risk management

Liquidity risk refers to the risk of financial distress or extraordinary high financing costs arising due to shortage of liquid funds in a situation where business conditions unexpectedly deteriorate and requiring financing. The Company requires funds both for short term operational needs as well as for long term capital expenditure growth projects. The Company generates sufficient cash flow for operations, which together with the available cash and cash equivalents and short term investments provide liquidity in the short-term and long-term. The Company has established an appropriate liquidity risk management framework for the management of the Company's short, medium and long-term funding and liquidity management requirements. The Company manages liquidity risk by maintaining adequate reserves, banking facilities and reserve borrowing facilities, by continuously monitoring forecast and actual cash flows, and by matching the maturity profiles of financial assets and liabilities.

#### Collateral

The Company has pledged part of its trade receivables, cash and cash equivalents and all current assets to fulfil certain collateral requirements for the banking facilities extended to the Company. There is obligation to return the securities to the Company once these banking facilities are surrendered.

#### Capital management

For the purpose of the Company's capital management, capital includes issued equity capital, share premium and all other equity reserves attributable to the equity holders of the parent. The primary objective of the Company's capital management is to maximise the shareholder value.

The Company manages its capital structure and makes adjustments in light of changes in economic conditions and the requirements of the financial covenants. To maintain or adjust the capital structure, the Company may adjust the dividend payment to shareholders, return capital to shareholders or issue new shares. The Company monitors capital using a gearing ratio, which is net debt divided by total capital plus net debt. The Company's policy is to keep the gearing ratio between 30% and 70%. The Company includes within net debt, interest bearing loans and borrowings, trade and other payables, less cash and cash equivalents, excluding discontinued operations.

The Company monitors its capital using gearing ratio, which is net debt divided to total equity. Net debt includes, interest bearing loans and borrowings less cash and cash equivalents, bank balances other than cash and cash equivalents and current investments. Company's gearing ratio at the end of the reporting period are disclosed in Note 36

In order to achieve this overall objective, the Company's capital management, amongst other things, aims to ensure that it meets financial covenants attached to the interest-bearing loans and borrowings that define capital structure requirements. Breaches in meeting the financial covenants would permit the bank to immediately call loans and borrowings. There have been no breaches in the financial covenants of any interest-bearing loans and borrowing in the current period.

No changes were made in the objectives, policies or processes for managing capital during the years ended March 31, 2023 and March 31, 2022.

#### Fair value measurement of financial instruments

When the fair values of financial assets and financial liabilities recorded in the balance sheet cannot be measured based on quoted prices in active markets, their fair value is measured using valuation techniques including the DCF model. The inputs to these models are taken from observable markets where possible, but where this is not feasible, a degree of judgement is required in establishing fair values. Judgements include considerations of inputs such as liquidity risk, credit risk and volatility. Changes in assumptions about these factors could affect the reported fair value of financial instruments.

## NOTES

### FORMING PART OF THE FINANCIAL STATEMENTS (Contd.)

#### NOTE 41 Financial Instruments

##### (A) Accounting Classification and Fair Value

(₹ in lakhs)

Financial Assets / Financial Liabilities	As at March 31, 2023		As at March 31, 2022	
	FVTPL	Amortised Cost	FVTPL	Amortised Cost
<b>(i) Financial Assets</b>				
1 Non Current Investments	-	1.00	30.92	1.00
2 Loans	-	16.64	-	15.75
3 Trade Receivables	-	4,721.95	-	4,144.95
4 Cash & Cash Equivalents	-	10.36	-	213.64
5 Other Bank balances	-	0.18	-	0.18
6 Other financial assets	-	511.21	-	473.71
<b>(ii) Financial liabilities</b>				
1 Borrowings	-	7,708.80	-	6,715.14
2 Trade payables	-	2,356.11	-	1,418.93
3 Other Financial Liability	-	39.63	-	21.30

The management assessed the fair values of cash and cash equivalents, other bank balances, trade receivable, other financial asset borrowings, trade payables and other financial liabilities at their respective carrying value because their carrying amounts are a reasonable approximation of the fair values due to their short-term nature.

##### (B) Fair Value Measurements hierarchy

(₹ in lakhs)

Financial Assets / Financial Liabilities	As at March 31, 2023			As at March 31, 2022		
	Quoted Price in Active Market (Level 1)	Significant Observable Inputs (Level 2)	Significant Unobservable Inputs (Level 3)	Quoted Price in Active Market (Level 1)	Significant Observable Inputs (Level 2)	Significant Unobservable Inputs (Level 3)
<b>(i) Financial Assets</b>						
1 Non Current Investments	-	-	-	30.92	-	-

#### NOTE 42 Foreign Currency Exposure

(\$ & ₹ in lakhs)

Particulars	As at March 31, 2023		As at March 31, 2022	
	US\$ equivalent	₹ Equivalent	US\$ equivalent	₹ Equivalent
<b>(A) Assets</b>				
1 Advance to creditors	1.14	93.86	0.31	23.56
<b>(B) Liabilities</b>				
1 Trade Payables	20.81	1,711.24	11.09	840.73

# NOTES

## FORMING PART OF THE FINANCIAL STATEMENTS (Contd.)

### NOTE 43

The Company did not have any material transactions with companies struck off under section 248 of the Companies Act, 2013 or section 560 of the Companies Act, 1956 during the financial year.

### NOTE 44

No transactions to report against the following disclosure requirements as notified by MCA pursuant to amended schedule III :

- (a) Title deeds of Immovable Property not held in name of the Company
- (b) Benami Property held under Prohibition of Benami Property Transactions Act, 1988 and rules made thereunder
- (c) Compliance with number of layers of companies & approved scheme of arrangements
- (d) Delay in registration or Satisfaction of Charges with Registrar of Companies
- (e) Relating to Borrowed Funds
  - (i) Wilful defaulter
  - (ii) Utilisation of Borrowed funds or share premium
  - (iii) Discrepancy in utilisation of borrowings
- (f) Crypto Currency or Virtual Currency
- (g) Undisclosed Income

### NOTE 45

Previous year figures have been regrouped to comply with current year groupings. The above financial statements have been adopted by the board of directors in the board meeting held on May 15, 2023.

AS PER OUR REPORT OF EVEN DATE ATTACHED

FOR **GOKHALE & SATHE**  
CHARTERED ACCOUNTANTS  
FRN : 103264W

**TEJAS PARIKH**  
(PARTNER)  
Membership No. 123215

PLACE : MUMBAI  
DATE : May 15, 2023

FOR MITSU CHEM PLAST LIMITED

**JAGDISH DEDHIA**  
(CHAIRMAN & WTD)  
DIN: 01639945

**MANISH DEDHIA**  
(CFO)  
DIN: 01552841

**SANJAY DEDHIA**  
(MANAGING DIRECTOR)  
DIN: 01552883

**ANKITA BHANUSHALI**  
(COMPANY SECRETARY)

## NOTICE

Notice is hereby given that the Thirty Fifth Annual General Meeting (“AGM”) of the Members of **Mitsu Chem Plast Limited** will be held on Thursday, September 14, 2023 at 4:00 p.m. through Video Conferencing (“VC”) / Other Audio Visual Means (“OAVM”) to transact the following business:

### ORDINARY BUSINESS:

#### Item No. 1: Adoption of Financial Statements and Reports thereon.

To consider and adopt the Audited financial statements of the Company for the financial year ended March 31, 2023, together with the Report of the Board of Directors and the Auditors thereon and in this regard, if thought fit, to pass the following resolution as an **Ordinary Resolution:**

**“RESOLVED THAT** the audited financial statements of the Company for the financial year ended March 31, 2023 and the reports of the Board of Directors and Auditors thereon, as circulated to the members, be and are hereby considered and adopted.”

#### Item No. 2: Declaration of Dividend.

To declare a dividend on equity shares for the financial year ended March 31, 2023 and in this regard, to consider and if thought fit, to pass the following resolution as an **Ordinary Resolution:**

**“RESOLVED THAT** a dividend of ₹ 0.20/- (Twenty paise only) per equity share of ₹ 10/- (Ten rupees) each fully paid-up of the Company, as recommended by the Board of Directors, be and is hereby declared for the financial year ended March 31, 2023.”

#### Item No. 3: Appointment of Director in place of retiring Director.

To appoint a Director in place of Mr. Jagdish L. Dedhia (DIN: 01639945) who retires by rotation and being eligible, offers himself for re-appointment and in this regard, to consider and if thought fit, pass the following resolution as an **Ordinary Resolution:**

**“RESOLVED THAT** Mr. Jagdish L. Dedhia (DIN: 01639945), who retires by rotation in terms of Section 152 of the Companies Act, 2013 and being eligible for re-appointment, be and is hereby re-appointed as a Director of the Company, whose office shall be liable to retirement by rotation.”

**For and On Behalf of Board of Directors**

**Jagdish Dedhia**  
**Chairman & Whole-Time Director**  
**DIN: 01639945**

**Registered office:**  
329, Gala Complex, 3rd Floor,  
Din Dayal Upadhyay Marg,  
Mulund (West), Mumbai – 400 080.

**Date: August 07, 2023**  
**Place: Mumbai**



## NOTES

1. The Ministry of Corporate Affairs, Government of India ("MCA") vide General Circular Nos. 14/2020, 17/2020, 20/2020, 02/2021, 21/2021, 02/2022 and 10/2022 dated April 08, 2020, April 13, 2020, May 05, 2020, January 13, 2021, December 14, 2021, May 05, 2022 and December 28, 2022, respectively ("MCA Circulars") has allowed conducting of Annual General Meeting ("AGM") by Companies through Video Conferencing/ Other Audio-Visual Means ("VC/ OAVM") facility upto September 30, 2023, in accordance with the requirements provided in paragraphs 3 and 4 of the MCA General Circular No. 20/2020. The Securities and Exchange Board of India ("SEBI") also vide its Circular No. SEBI/HO/ CFD/CMD1/CIR/P/2020/79 dated May 12, 2020, Circular No. SEBI/HO/CFD/ CMD2/CIR/P/2022/62 dated May 13, 2022, and Circular No. SEBI/HO/ CFD/PoD-2/P/CIR/2023/4 dated January 5, 2023 ("SEBI Circulars") has provided certain relaxations from compliance with certain provisions of the SEBI Listing Regulations. In compliance with these Circulars, provisions of the Act and the SEBI Listing Regulations, the 35th AGM of the Company is being conducted through VC/ OAVM facility, which does not require physical presence of members at a common venue. The deemed venue for the 35th AGM shall be the Registered Office of the Company.
  2. Pursuant to the provisions of the Act, a Member entitled to attend and vote at the AGM is entitled to appoint a proxy to attend and vote on his/her behalf and the proxy need not be a Member of the Company. Since this AGM is being held through VC / OAVM pursuant to the MCA Circulars and SEBI Circulars, physical attendance of members has been dispensed with. Accordingly, the facility for appointment of proxies by the members will not be available for the AGM and hence the Proxy Form and Attendance Slip including Route Map are not annexed to this Notice.
  3. Institutional / Corporate Shareholders (i.e. other than individuals/ HUF/ NRI etc.) are required to send a scanned copy (PDF/JPG Format) of its Board or governing body resolution / Authorisation etc. authorising its representative to attend the AGM through VC/OAVM on its behalf and to vote through remote e-voting. The said Resolution /Authorisation shall be sent to the Scrutiniser by email through its registered email address to [shreya.h.shah28@gmail.com](mailto:shreya.h.shah28@gmail.com) with a copy marked to [evoting@nsdl.co.in](mailto:evoting@nsdl.co.in).
  4. As per the provisions of Section 72 of the Act, facility for making nomination is available for the Members in respect of the shares held by them. Members holding shares in single name are advised to make nomination in respect of their shareholding. Members holding shares in dematerialised form can lodge their nomination with their Depository Participant ("DP") and Member holding shares in physical form are required to fill and submit Form No. SH-13 (available on request) with the Company's Registrar and Share Transfer Agent M/s. Bigshare Services Private Limited ("RTA").
  5. Members holding shares in dematerialised form are requested to intimate any changes pertaining to their name, postal address, email address, telephone/ mobile numbers, Permanent Account Number (PAN), bank details, NECS, mandates, nominations, power of attorney etc., to their DP.
  6. Members who have not registered their e-mail address are requested to register the same in respect of shares held in electronic form with the Depository through their Depository Participant(s).
  7. The Register of Members and Share Transfer Books of the Company shall remain closed from Friday, September 08, 2023 to Thursday September 14, 2023 (both days inclusive).
  8. Members who would like to express their views/have questions may send their questions in advance mentioning their name, demat account number/folio number, email id, mobile number at [investor@mitsuchem.com](mailto:investor@mitsuchem.com). The same will be replied by the Company suitably.
- 9. Dispatch of Annual Report through electronic mode:**
- (a) In compliance with the MCA Circulars and SEBI Circulars, Notice of the AGM along with the Annual Report for the 2022-23 is being sent only through electronic mode to those Members whose email addresses are registered with the Company/ Depositories. Members may note that the Notice and Annual Report 2022-23 will also be available on the Company's website at [www.mitsuchem.com](http://www.mitsuchem.com) and on the website of BSE Limited at [www.bseindia.com](http://www.bseindia.com) and on the website of NSDL at [www.evoting.nsdl.com](http://www.evoting.nsdl.com).
  - (b) For receiving all communication (including Annual Report) from the Company electronically, Members holding shares in dematerialised mode are requested to register / update their email addresses and bank details with the relevant DP or at [investor@bigshare.com](mailto:investor@bigshare.com).
- 10. Dividend:**
- (a) The Company has fixed Thursday, September 07, 2023 as the 'Record Date' for determining entitlement of members to final dividend of ₹ 0.20 per Equity Share for the financial year ended March 31, 2023, if approved at the AGM.

## NOTES: (Contd.)

- (b) Payment of dividend shall be made through electronic mode to the Shareholders who have updated their bank account details. Demand drafts will be dispatched to the registered address of the Members who have not updated their bank account details.
- (c) Any request for revalidation of demand draft(s) by any Member of the Company may be directed to the Company or its RTA.
- (d) Shareholders are requested to register / update their complete bank details:
- with their DP(s) with whom they maintain their demat accounts if shares are held in dematerialised mode by submitting the requisite documents, and
  - with the RTA of the Company, if shares are held in physical mode.
- (e) Pursuant to the amendments introduced by the Finance Act, 2020 the Company will be required to withhold taxes at the prescribed rates on the dividend paid to its shareholders w.e.f. April 01, 2020. No tax will be deducted on payment of dividend to the resident individual shareholders if the total dividend paid does not exceed ₹ 5,000/-.
- (f) For the prescribed rates for various categories, the shareholders are requested to refer to the Finance Act, 2020 and amendments thereof. The shareholders are requested to update their PAN with the Company (in case of shares held in physical mode) and depositories (in case of shares held in demat mode).
- (g) A Resident individual shareholder with PAN and who is not liable to pay income tax can submit a yearly declaration in Form No. 15G/15H, to avail the benefit of non-deduction of tax at source at [tds@bigshareonline.com](mailto:tds@bigshareonline.com) by 11.59 p.m. IST on Friday, September 08, 2023 .
- (h) Non-resident shareholders can avail beneficial rates under tax treaty between India and their country of residence, subject to providing necessary documents i.e. No Permanent Establishment and Beneficial Ownership Declaration, Tax Residency Certificate, Form 10F, any other document which may be required to avail the tax treaty benefits at [tds@bigshareonline.com](mailto:tds@bigshareonline.com) by 11.59 p.m. IST on Friday, September 08, 2023.
- (i) Members, wishing to claim dividends, which remain unclaimed for the financial year 2019-2020 onwards, are requested to write to the Company's RTA. Members are requested to note that, dividends if not encashed for a period of 7 years from the date of transfer to Unpaid Dividend Account of the Company, are liable to be transferred to the Investor Education and Protection Fund. In view of this, Members are requested to claim their dividends from the Company, within the stipulated timeline.
- (j) The details of dividend which has remained unpaid/ unclaimed for the previous years can be viewed on the Company's website at **[www.mitsuchem.com](http://www.mitsuchem.com)**
11. Pursuant to the provisions of Section 108 of the Act read with Rule 20 of the Companies (Management and Administration) Rules, 2014 (as amended) and Regulation 44 of SEBI (Regulations 2015 (as amended), and MCA Circulars, the Company is providing facility of remote e-Voting to its Members in respect of the business to be transacted at the AGM. For this purpose, the Company has entered into an agreement with National Securities Depository Limited ("NSDL") for facilitating voting through electronic means, as the authorised agency. The facility of casting votes by a member using remote e-voting system as well as voting on the day of the AGM will be provided by NSDL.
12. The remote e-voting period begins on Monday, September 11, 2023 at 9:00 a.m. and ends on Wednesday, September 13, 2023 at 5:00 p.m. The remote e-voting module shall be disabled by NSDL for voting thereafter. The Members, whose names appear in the Register of Members / Beneficial Owners as on the record date (cut-off date) i.e. Thursday, September 07, 2023 may cast their vote electronically. The voting right of shareholders shall be in proportion to their share in the paid-up equity share capital of the Company as on the cut-off date.
13. The Members can join the AGM in the VC/OAVM mode 15 minutes before and after the scheduled time of the commencement of the Meeting by following the procedure mentioned in the Notice. The facility of participation at the AGM through VC/OAVM will be made available for 1000 members on first come first served basis. This will not include large Shareholders (Shareholders holding 2% or more shareholding), Promoters, Institutional Investors, Directors, Key Managerial Personnel, the Chairpersons of the Audit Committee, Nomination and Remuneration Committee and Stakeholders Relationship Committee, Auditors etc. who are allowed to attend the AGM without restriction on account of first come first served basis.

## NOTES: (Contd.)

### 14. The Instructions for Members for Remote e-voting and joining the meeting are as under:





#### How do I vote electronically using NSDL e-Voting system?

The way to vote electronically on NSDL e-Voting system consists of "Two Steps" which are mentioned below:

#### Step 1: Access to NSDL e-Voting system

##### A) Login method for e-Voting and joining virtual meeting for Individual shareholders holding securities in demat mode

In terms of SEBI circular dated December 09, 2020 on e-Voting facility provided by Listed Companies, Individual shareholders holding securities in demat mode are allowed to vote through their demat account maintained with Depositories and Depository Participants. Shareholders are advised to update their mobile number and email Id in their demat accounts in order to access e-Voting facility. Login method for Individual shareholders holding securities in demat mode is given below:

Type of shareholders	Login Method
Individual Shareholders holding securities in demat mode with NSDL.	<ol style="list-style-type: none"> <li>Existing <b>IDeAS</b> user can visit the e-Services website of NSDL Viz. <a href="https://eservices.nsdl.com">https://eservices.nsdl.com</a> either on a Personal Computer or on a mobile. On the e-Services home page click on the "<b>Beneficial Owner</b>" icon under "<b>Login</b>" which is available under '<b>IDeAS</b>' section, this will prompt you to enter your existing User ID and Password. After successful authentication, you will be able to see e-Voting services under Value added services. Click on "<b>Access to e-Voting</b>" under e-Voting services and you will be able to see e-Voting page. Click on company name or <b>e-Voting service provider i.e. NSDL</b> and you will be re-directed to e-Voting website of NSDL for casting your vote during the remote e-Voting period or joining virtual meeting &amp; voting during the meeting.</li> <li>If you are not registered for IDeAS e-Services, option to register is available at <a href="https://eservices.nsdl.com">https://eservices.nsdl.com</a>. Select "<b>Register Online for IDeAS Portal</b>" or click at <a href="https://eservices.nsdl.com/SecureWeb/IdeasDirectReg.jsp">https://eservices.nsdl.com/SecureWeb/IdeasDirectReg.jsp</a></li> <li>Visit the e-Voting website of NSDL. Open web browser by typing the following URL: <a href="https://www.evoting.nsdl.com/">https://www.evoting.nsdl.com/</a> either on a Personal Computer or on a mobile. Once the home page of e-Voting system is launched, click on the icon "Login" which is available under 'Shareholder/Member' section. A new screen will open. You will have to enter your User ID (i.e. your sixteen digit demat account number hold with NSDL), Password/OTP and a Verification Code as shown on the screen. After successful authentication, you will be redirected to NSDL Depository site wherein you can see e-Voting page. Click on company name or <b>e-Voting service provider i.e. NSDL</b> and you will be redirected to e-Voting website of NSDL for casting your vote during the remote e-Voting period or joining virtual meeting &amp; voting during the meeting.</li> <li>Shareholders/Members can also download NSDL Mobile App "<b>NSDL Speede</b>" facility by scanning the QR code mentioned below for seamless voting experience.</li> </ol> <p><b>NSDL Mobile App is available on</b></p> <p> <b>App Store</b>     <b>Google Play</b></p> <div style="display: flex; justify-content: space-around;">   </div>

## NOTES: (Contd.)

Type of shareholders	Login Method
Individual Shareholders holding securities in demat mode with CDSL	<ol style="list-style-type: none"> <li>Existing users who have opted for Easi / Easiest, they can login through their user id and password. Option will be made available to reach e-Voting page without any further authentication. The URL for users to login to Easi / Easiest are <a href="https://web.cdslindia.com/myeasi/home/login">https://web.cdslindia.com/myeasi/home/login</a> or <a href="http://www.cdslindia.com">www.cdslindia.com</a> and click on New System Myeasi.</li> <li>After successful login of Easi/Easiest the user will be also able to see the E Voting Menu. The Menu will have links of <b>e-Voting service provider i.e. NSDL</b>. Click on <b>NSDL</b> to cast your vote.</li> <li>If the user is not registered for Easi/Easiest, option to register is available at <a href="https://web.cdslindia.com/myeasi/Registration/EasiRegistration">https://web.cdslindia.com/myeasi/Registration/EasiRegistration</a></li> <li>Alternatively, the user can directly access e-Voting page by providing demat Account Number and PAN No. from a link in <a href="http://www.cdslindia.com">www.cdslindia.com</a> home page. The system will authenticate the user by sending OTP on registered Mobile &amp; Email as recorded in the demat Account. After successful authentication, user will be provided links for the respective ESP i.e. <b>NSDL</b> where the e-Voting is in progress.</li> </ol>
Individual Shareholders (holding securities in demat mode) login through their depository participants.	You can also login using the login credentials of your demat account through your Depository Participant registered with NSDL/CDSL for e-Voting facility. upon logging in, you will be able to see e-Voting option. Click on e-Voting option, you will be redirected to NSDL/CDSL Depository site after successful authentication, wherein you can see e-Voting feature. Click on company name or e-Voting service provider i.e. NSDL and you will be redirected to e-Voting website of NSDL for casting your vote during the remote e-Voting period or joining virtual meeting & voting during the meeting.

**Important note:** Members who are unable to retrieve User ID/ Password are advised to use Forget User ID and Forget Password option available at abovementioned website.

**Helpdesk for Individual Shareholders holding securities in demat mode for any technical issues related to login through Depository i.e. NSDL and CDSL.**

Login type	Helpdesk details
Individual Shareholders holding securities in demat mode with NSDL	Members facing any technical issue in login can contact NSDL helpdesk by sending a request at <a href="mailto:evoting@nsdl.co.in">evoting@nsdl.co.in</a> or call at toll free no.: 1800 1020 990 and 1800 22 44 30
Individual Shareholders holding securities in demat mode with CDSL	Members facing any technical issue in login can contact CDSL helpdesk by sending a request at <a href="mailto:helpdesk.evoting@cdslindia.com">helpdesk.evoting@cdslindia.com</a> or contact at 022- 23058738 or 022-23058542-43

### B) Login Method for e-Voting and joining virtual meeting for shareholders other than Individual shareholders holding securities in demat mode and shareholders holding securities in physical mode.

#### How to Log-in to NSDL e-Voting website?

- Visit the e-Voting website of NSDL. Open web browser by typing the following URL: <https://www.evoting.nsdl.com/> either on a Personal Computer or on a mobile.
- Once the home page of e-Voting system is launched, click on the icon "Login" which is available under 'Shareholder/Member' section.
- A new screen will open. You will have to enter your User ID, your Password/OTP and a Verification Code as shown on the screen.

Alternatively, if you are registered for NSDL eservices i.e. IDEAS, you can log-in at <https://eservices.nsdl.com/> with your existing IDEAS login. Once you log-in to NSDL eservices after using your log-in credentials, click on e-Voting and you can proceed to Step 2 i.e. Cast your vote electronically.

## NOTES: (Contd.)

4. Your User ID details are given below :

<b>Manner of holding shares i.e. Demat (NSDL or CDSL) or Physical</b>	<b>Your User ID is:</b>
a) For Members who hold shares in demat account with NSDL.	8 Character DP ID followed by 8 Digit Client ID  For example if your DP ID is IN300*** and Client ID is 12***** then your user ID is IN300***12*****.
b) For Members who hold shares in demat account with CDSL.	16 Digit Beneficiary ID  For example if your Beneficiary ID is 12***** then your user ID is 12*****.
c) For Members holding shares in Physical Form.	EVEN Number followed by Folio Number registered with the Company  For example if folio number is 001*** and EVEN is 101456 then user ID is 101456001***

5. Password details for shareholders other than Individual shareholders are given below:

- If you are already registered for e-Voting, then you can use your existing password to login and cast your vote.
- If you are using NSDL e-Voting system for the first time, you will need to retrieve the 'initial password' which was communicated to you. Once you retrieve your 'initial password', you need to enter the 'initial password' and the system will force you to change your password.
- How to retrieve your 'initial password'?
  - If your email ID is registered in your demat account or with the Company, your 'initial password' is communicated to you on your email ID. Trace the email sent to you from NSDL from your mailbox. Open the email and open

the attachment i.e. a .pdf file. Open the .pdf file. The password to open the .pdf file is your 8 digit client ID for NSDL account, last 8 digits of client ID for CDSL account or folio number for shares held in physical form. The .pdf file contains your 'User ID' and your 'initial password'.

- If your email ID is not registered, please follow steps mentioned below in process for those shareholders whose email ids are not registered.

6. If you are unable to retrieve or have not received the "Initial password" or have forgotten your password:

- Click on "[Forgot User Details/Password?](#)" (If you are holding shares in your demat account with NSDL or CDSL) option available on [www.evoting.nsdl.com](http://www.evoting.nsdl.com).
- [Physical User Reset Password?](#) (If you are holding shares in physical mode) option available on [www.evoting.nsdl.com](http://www.evoting.nsdl.com).
- If you are still unable to get the password by aforesaid two options, you can send a request at [evoting@nsdl.co.in](mailto:evoting@nsdl.co.in) mentioning your demat account number/folio number, your PAN, your name and your registered address etc.
- Members can also use the OTP (One Time Password) based login for casting the votes on the e-Voting system of NSDL.

- After entering your password, tick on Agree to "Terms and Conditions" by selecting on the check box.
- Now, you will have to click on "Login" button.
- After you click on the "Login" button, Home page of e-Voting will open

### **Step 2: Cast your vote electronically and join General Meeting on NSDL e-Voting system.**

#### **How to cast your vote electronically and join General Meeting on NSDL e-Voting system?**

- After successful login at Step 1, you will be able to see all the companies "EVEN" in which you are holding shares and whose voting cycle and General Meeting is in active status.

## NOTES: (Contd.)

2. Select "EVEN" of company for which you wish to cast your vote during the remote e-Voting period and casting your vote during the General Meeting. For joining virtual meeting, you need to click on "VC/OAVM" link placed under "Join Meeting".
3. Now you are ready for e-Voting as the Voting page opens.
4. Cast your vote by selecting appropriate options i.e. assent or dissent, verify/modify the number of shares for which you wish to cast your vote and click on "Submit" and also "Confirm" when prompted.
5. Upon confirmation, the message "Vote cast successfully" will be displayed.
6. You can also take the printout of the votes cast by you by clicking on the print option on the confirmation page.
7. Once you confirm your vote on the resolution, you will not be allowed to modify your vote.

### General Guidelines for shareholders

Institutional shareholders (i.e. other than individuals, HUF, NRI etc.) are required to send scanned copy (PDF/JPG Format) of the relevant Board Resolution/ Authority letter etc. with attested specimen signature of the duly authorised signatory(ies) who are authorised to vote, to the Scrutiniser by e-mail to [shreya.h.shah28@gmail.com](mailto:shreya.h.shah28@gmail.com) with a copy marked to [evoting@nsdl.co.in](mailto:evoting@nsdl.co.in). Institutional shareholders (i.e. other than individuals, HUF, NRI etc.) can also upload their Board Resolution / Power of Attorney / Authority Letter etc. by clicking on "Upload Board Resolution / Authority Letter" displayed under "e-Voting" tab in their login.

It is strongly recommended not to share your password with any other person and take utmost care to keep your password confidential. Login to the e-voting website will be disabled upon five unsuccessful attempts to key in the correct password. In such an event, you will need to go through the "Forgot User Details/Password?" or "Physical User Reset Password?" option available on [www.evoting.nsdl.com](http://www.evoting.nsdl.com) to reset the password.

In case of any queries, you may refer the Frequently Asked Questions (FAQs) for Shareholders and e-voting user manual for Shareholders available at the

download section of [www.evoting.nsdl.com](http://www.evoting.nsdl.com) or call on toll free no.: 1800 1020 990 and 1800 22 44 30 or send a request to Ms. Pallavi Mhatre, Manager, NSDL, 4th Floor, 'A' Wing, Trade World, Kamala Mills Compound, Senapati Bapat Marg, Lower Parel, Mumbai 400013 at [evoting@nsdl.co.in](mailto:evoting@nsdl.co.in).

### Process for those shareholders whose email ids are not registered with the depositories for procuring user id and password and registration of e mail ids for e-voting for the resolutions set out in this notice:

1. In case shares are held in physical mode please provide Folio No., Name of shareholder, scanned copy of the share certificate (front and back), PAN (self attested scanned copy of PAN card), AADHAR (self attested scanned copy of Aadhar Card) by email to [investor@mitsuchem.com](mailto:investor@mitsuchem.com).
2. In case shares are held in demat mode, please provide DPID-CLID (16 digit DPID + CLID or 16 digit beneficiary ID), Name, client master or copy of Consolidated Account statement, PAN (self attested scanned copy of PAN card), AADHAR (self attested scanned copy of Aadhar Card) to [investor@mitsuchem.com](mailto:investor@mitsuchem.com). If you are an Individual shareholders holding securities in demat mode, you are requested to refer to the login method explained at step 1 (A) i.e. **Login method for e-Voting and joining virtual meeting for Individual shareholders holding securities in demat mode.**
3. Alternatively shareholder/members may send a request to [evoting@nsdl.co.in](mailto:evoting@nsdl.co.in) for procuring user id and password for e-voting by providing above mentioned documents.
4. In terms of SEBI circular dated December 09, 2020 on e-Voting facility provided by Listed Companies, Individual shareholders holding securities in demat mode are allowed to vote through their demat account maintained with Depositories and Depository Participants. Shareholders are required to update their mobile number and email ID correctly in their demat account in order to access e-Voting facility.

### THE INSTRUCTIONS FOR MEMBERS FOR e-VOTING ON THE DAY OF THE AGM ARE AS UNDER:-

1. The procedure for e-Voting on the day of the AGM is same as the instructions mentioned above for remote e-voting.



## NOTES: (Contd.)

2. Only those Members/ shareholders, who will be present in the AGM through VC/OAVM facility and have not casted their vote on the resolutions through remote e-Voting and are otherwise not barred from doing so, shall be eligible to vote through e-Voting system in the AGM.
3. Members who have voted through remote e-Voting will be eligible to attend the AGM. However, they will not be eligible to vote at the AGM.
4. The details of the person who may be contacted for any grievances connected with the facility for e-Voting on the day of the AGM shall be the same person mentioned for remote e-voting.

### **INSTRUCTIONS FOR MEMBERS FOR ATTENDING THE AGM THROUGH VC/OAVM ARE AS UNDER:**

1. Member will be provided with a facility to attend the AGM through VC/OAVM through the NSDL e-Voting system. Members may access by following the steps mentioned above for Access to NSDL e-Voting system. After successful login, you can see link of "VC/OAVM link" placed under "Join meeting" menu against company name. You are requested to click on VC/OAVM link placed under Join Meeting menu. The link for VC/OAVM will be available in Shareholder/Member login where the EVEN of Company will be displayed. Please note that the members who do not have the User ID and Password for e-Voting or have forgotten the User ID and Password may retrieve the same by following the remote e-Voting instructions mentioned in the notice to avoid last minute rush.
2. Members are encouraged to join the Meeting through Laptops for better experience.
3. Further Members will be required to allow Camera and use Internet with a good speed to avoid any disturbance during the meeting.

4. Please note that Participants Connecting from Mobile Devices or Tablets or through Laptop connecting via Mobile Hotspot may experience Audio/ Video loss due to Fluctuation in their respective network. It is therefore recommended to use Stable Wi-Fi or LAN Connection to mitigate any kind of aforesaid glitches.
5. Members of the Company under the category of Institutional Investors are encouraged to attend and vote at the AGM.
6. Members who would like to express their views or ask questions during the AGM may register themselves as a speaker by sending their request from their registered e-mail address mentioning their name, DP ID and Client ID / folio number, PAN, mobile number at [investor@mitsuchem.com](mailto:investor@mitsuchem.com) on or before September 07, 2023 (5:00 p.m. IST). Only those members who are registered will be allowed to express their views or ask questions. Other shareholders may ask questions to the panellist, via active chat-board during the meeting.
7. Shareholders will receive "speaking serial number" once they mark attendance for the meeting.
8. Please remember speaking serial number and start your conversation with the panellists only when moderator of the meeting/ management will announce the name and serial number for speaking by switching on video mode and audio of your device.

### **14. Scrutiniser's Report:**

- (a) The Company has appointed Ms. Shreya Shah (ACS 39409 and COP No. 15859), to act as the Scrutiniser, to scrutinise the e-voting process in a fair and transparent manner.
- (b) The Scrutiniser shall, immediately after the conclusion of voting at the AGM, unblock the votes cast through remote e-Voting (votes cast during the

## NOTES: (Contd.)

AGM and votes cast through remote e-Voting) and issue, not later than two working days of conclusion of the AGM, a consolidated Scrutiniser's Report of the total votes cast in favour or against, if any, to the Chairman or a person authorised by him in writing, who shall countersign the same.

- (c) The result declared along with the Scrutiniser's Report shall be placed on the Company's website at **www.mitsuchem.com** and on the website of NSDL. The Company shall simultaneously forward the results to BSE Limited, where the shares of the Company are listed.

15. The Register of Directors and Key Managerial Personnel and their shareholding maintained under section 170 of the Act, the Register of Contracts or arrangements in which the Directors are interested under Section 189 of the Act and all other documents referred to in this Notice can be obtained for inspection by writing to the Company at [investor@mitsuchem.com](mailto:investor@mitsuchem.com) till the date of the AGM..

**For and On Behalf of Board of Directors**

**Jagdish Dedhia**  
**Chairman & Whole-Time Director**  
**DIN: 01639945**

**Registered office:**  
329, Gala Complex, 3rd Floor,  
Din Dayal Upadhyay Marg,  
Mulund (West), Mumbai – 400 080.

**Date: August 07, 2023**  
**Place: Mumbai**



**DETAILS OF DIRECTORS SEEKING APPOINTMENT/RE-APPOINTMENT AT THE FORTH COMING ANNUAL GENERAL MEETING****[Pursuant to Regulation 36(3) of the SEBI (Listing Obligations and Disclosure Requirements) Regulations, 2015 and Secretarial Standards-2 on General Meetings]**

Name of Director	<b>Mr. Jagdish Dedhia</b>
Date of Birth	December 10, 1960
Date of First Appointment	April 12, 1990
Qualification	B. Sc.
Expertise in specific functional areas	He holds a bachelors' degree in Science from the Bombay University. He has more than three decades of experience in the plastic industry. He has played a pivotal role in the Company and has been instrumental in identification, negotiation and implementation of new business opportunities.
Terms and conditions of appointment or re-appointment	Re – appointment of Mr. Jagdish Dedhia, whose term shall be liable to retire by rotation
Directorships in other listed entities as on March 31, 2023	NIL
Membership of any Committees of other listed entities as on March 31, 2023	NIL
Name of Listed entities from which the person has resigned in the past three years	NIL
No of Equity Shares held in the Company	12,67,092 Equity Shares
Relationship between directors inter-se	Cousin Brother to Mr. Manish Dedhia and Mr. Sanjay Dedhia.

**For and On Behalf of Board of Directors**

**Jagdish Dedhia**  
**Chairman & Whole-Time Director**  
**DIN: 01639945**

**Registered office:**  
329, Gala Complex, 3rd Floor,  
Din Dayal Upadhyay Marg,  
Mulund (West), Mumbai – 400 080.

**Date: August 07, 2023**  
**Place: Mumbai**











---

**MITSU CHEM PLAST LIMITED**

329, Gala Complex, 3rd Floor,  
Din Dayal Upadhyay Marg, Mulund (West),  
Mumbai - 400 080  
[www.mitsuchem.com](http://www.mitsuchem.com)  
Email: [investor@mitsuchem.com](mailto:investor@mitsuchem.com)